


Tompkins County Administration
125 East Court Street
Ithaca, N.Y. 14850



**Integrity,
Accountability,
Respect,
& Equity.**



2024

*Tompkins County, N.Y.
Recommended Budget*

From the cover:



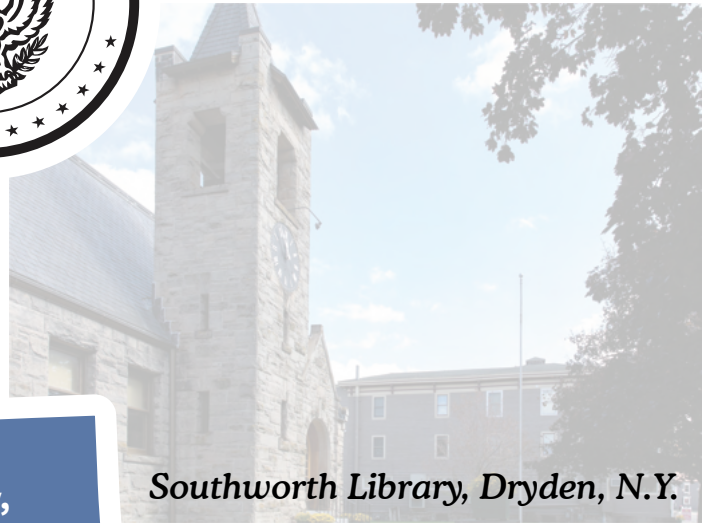
Downtown Trumansburg, N.Y.



Groton, N.Y.



Enfield, N.Y.



Southworth Library, Dryden, N.Y.



Newfield Public Library, Newfield, N.Y.



City of Ithaca, N.Y.

2024

*Tompkins County, N.Y.
Recommended Budget*

2023 Tompkins County Recommended Budget Table of Contents

- Message from the County Administrator
- Position Reductions Due to Soft Hiring Freeze

Section 1 – Tompkins County.....	1-1
Tompkins County Overview	1-2
Organizational Overview	1-3
Organizational Chart.....	1-4
Legislature	1-5
Department Contact List	1-8
Agency Contact List.....	1-10
Section 2 – Fiscal Summary.....	2-1
2022 Tompkins County Budget Overview	2-2
2022 Budget – Local Dollars – Target, Requests, and Recommended	2-3
Unallocated Revenues.....	2-6
Tompkins County Full-Time Equivalents	2-7
Tompkins County Human Service Mandates	2-8
Payroll and Benefits	2-11
Constitutional Tax Margin and Debt Limit.....	2-12
Appropriated Fund Balance.....	2-13
Property Tax Cap Summary.....	2-14
Tompkins County Room Tax.....	2-15
American Rescue Plan Act Funds Allocation.....	2-16
Diagram Illustrating Sales Tax Distribution.....	2-17
Section 3 – Capital Plan.....	3-1
Summary of Total Cost and Local Share	3-2
Detail Budget Impacts.....	3-5
Summary of Budget Impact.....	3-6
Project Approval Review (PAR) Forms	3-8
Section 4 – Departments and Budgeting Units.....	4-1
Airport.....	4-2
Assessment Department.....	4-7
Assigned Counsel.....	4-11
Board of Elections	4-14
Capital Program.....	4-19

Contingent Fund	4-21
County Administration.....	4-23
County Attorney.....	4-40
County Clerk	4-42
County Historian	4-46
County Office for the Aging.....	4-49
Debt Service Fund	4-61
District Attorney	4-64
Emergency Response	4-66
Facilities Department.....	4-74
Finance Department	4-78
Highway Department	4-84
Human Resources Department.....	4-91
Human Rights, Office of.....	4-94
Information Technology Services.....	4-98
Insurance Reserve	4-102
Interfund Distribution.....	4-103
Ithaca-Tompkins County Transportation Council	4-106
Legislature.....	4-111
Outside Colleges	4-118
Planning and Sustainability Department.....	4-119
Probation and Community Justice Department	4-125
Recycling and Materials Management	4-131
Sales Tax Distribution.....	4-139
Sheriff's Office	4-141
Sheriff's Office – Jail	4-151
Social Services Department	4-155
Tompkins Center for History& Culture	4-163
Tourism Promotion.....	4-165
Transportation Planning	4-167
Unallocated Revenues	4-170
Veterans Service Agency.....	4-172
Weights and Measures.....	4-177
Whole Health	4-180
Workforce Development	4-206
Youth Services Department.....	4-210
Youth Services Department – Recreation Partnership	4-218

Section 5 – Sponsored Agency Budgets	5-1
Animal Control - SPCA	5-2
Cooperative Extension.....	5-4
History Center in Tompkins County.....	5-8
Human Services Coalition - Community Agencies (incl. OAR).....	5-10
Human Services Coalition of Tompkins County.....	5-19
Ithaca Area Economic Development.....	5-24
Rural Library Services	5-28
Soil and Water Conservation District	5-29
Tompkins Community Action.....	5-31
Tompkins Consolidated Area Transit.....	5-33
Tompkins Cortland Community College	5-36
Tompkins County Public Library.....	5-39
Appendices	
Appendix A	
Schedule of Fees.....	A-2
Appendix B	
Contract List.....	B-2
Appendix C	
Membership List.....	C-2
Chart of Accounts.....	C-6
Appendix D	
Over Target Request Tracking.....	D-2



Tompkins County Administration
125 East Court Street
Ithaca, NY 14850
Phone: (607) 274-5551
Fax: (607) 274-5558
www.tompkinscountyny.gov

COUNTY ADMINISTRATOR
Lisa Holmes

DEPUTY COUNTY ADMINISTRATORS
Bridgette Nugent
Norma Jayne

*Inclusion Through
Diversity*

"Promoting excellence in County operations while respecting the needs of the people we serve."

September 19, 2023

To the Honorable Members of the Tompkins County Legislature:

I am pleased to present you with the recommended 2024 Tompkins County Operating Budget and 2024-2028 Capital Program.

The \$245 million Budget is balanced with a property tax levy increase of 2%, which falls below the 2024 tax cap of 3.54%. The assessed value of taxable property in Tompkins County grew by 8.3% over the prior year. If approved as presented, this budget would lower the tax rate to levels not seen since 2010 by decreasing the 2024 property tax rate to \$5.32 per \$1,000 from last year's rate of \$5.65, equal to a 5.9% decrease. The proposed levy increase would increase the tax bill of a median home valued at \$249,000 by \$53.

Planning for the 2024 budget was made challenging by a New York State budget that was passed more than a month late and included significant increases in mandated costs for counties, the true cost of which is still being clarified as late as September 2023. In May, the Tompkins County Legislature passed a resolution setting a fiscal target for a maintenance of effort budget which would result in an estimated 5.53% levy growth over the 2023 Adopted Budget. After the passage of the State budget, the County's fiscal target was adjusted to 2% levy growth over the 2023 Adopted Budget. Departments were assigned fiscal targets for 2024 which included projected increases in salary and fringe costs and instructed to submit budgets without growth in the number of staff. Any critical expenditures beyond the assigned target were to be expressed as over target requests. Supported agencies were provided with 2% cost of living adjustments and likewise instructed to submit additional critical expenditures as over target requests.

Reaching the 2% target goal involved a soft hiring freeze which resulted in cutting 9.5 unfilled positions across several departments. Vacant positions were reviewed and chosen for reduction based upon whether they were supported by local, state, or federal funding, with efforts made not to cut multiple positions within any single department. Departmental targets were then reduced accordingly. This selection process was not necessarily indicative of the importance of positions to ongoing departmental operations; rather, they were the vacancies available for reduction at the time of budget preparation. These reductions are identified as reduced by the County Administrator and offered as over target requests to be considered for restoration. To meet the 2% target goal, over-target requests for such items as membership dues and software contract increases were unable to be approved; nor were over-target requests to sustain supported agencies such as TCAT.

The pressures on the 2024 budget include an increase in the cost of mandated programs coupled with a projected slowing of sales tax growth. At the same time our community is experiencing increased need for mental health services, substance use treatment, safety net services, emergency sheltering, and public safety. The shortage of workers across disciplines has led to necessary investments in salary and fringe costs to attract and retain staff to deliver services.

Inclusion Through Diversity

Given these and other pressures on the 2024 County budget, a levy increase meeting or exceeding the tax cap will be necessary to support the continuity of operations and services to the community. Options to restore operations are offered for the Legislature's consideration that will fall within the 3.54% tax cap, as well as a maintenance of effort budget which would result in an estimated levy increase of 5%.

Major Influences on the 2024 Budget

New York State Mandates

The overall cost of mandated services will increase by \$5.5M in 2024. These costs are offset by increases in State funding resulting in a net increase of \$2.2 M, the equivalent of a 4.2% tax levy increase. By definition, the County is statutorily required to provide and pay for these services yet has no control over the cost. The main programs accounting for these increases include the following:

- **Enhanced Federal Medicaid Assistance Percentage (eFMAP)**

The 2023-2024 New York State budget includes the State's intercept of eFMAP, funding that had been shared with counties to offset the costs of Medicaid since 2012. The magnitude of this cost shift is unprecedented, and it effectively transfers the burden of paying for Medicaid from state income taxes to county property taxes. This change in policy undermines several prior Governors' efforts to rein in the impact on local property taxes associated with the Medicaid program. The State's intercept of eFMAP funding will be phased in over the next two years: 50% of the costs were to be assumed in 2024 and 100% of the costs in 2025. In the 2024 budget, 75% of the full costs were assumed, amounting to a \$1.25M increase. On September 14, Tompkins County was notified that due to the clawback of an overpayment of COVID eFMAP funds in the first quarter of 2024, our actual increase will be \$1.61M. Due to this last-minute notification, this increase of \$368,000 was not able to be factored into the 2% target. If the 2% budget target is adopted, those additional funds will need to be taken from the mandate contingency fund.

The reduction in eFMAP funding doesn't account for the loss of millions of Federal dollars that New York State kept for the 6 years where no eFMAP reconciliation occurred. For Tompkins County, that additional amount is estimated to be between \$3.5M-\$5.7M.

- **Safety Net**

The Safety Net program provides assistance to individuals and families who exceed the 5-year limit of the Federal Temporary Assistance to Needy Families (TANF) program. In the Safety Net program, 71% of the costs are paid by the County and 29% by New York State. The number of individuals requiring Safety Net assistance in Tompkins County reached a low in September of 2021, after which time they have increased by 15%. These numbers also include the increase in individuals needing emergency shelter. The increase in net mandated local cost of Safety Net in the 2024 budget is estimated to be \$1.13M.

- **Assigned Counsel 18b rates**

New York State's budget 2023-24 increased the assigned counsel program rates from \$75 per hour to \$158 per hour and provided funding to cover 50% of the cost of the increase. This increase in mandated local cost for Assigned Counsel is estimated at \$367,086 in 2024.

Labor Costs

The 2024 budget reflects a total County workforce of 805 full-time equivalents. The 9.5 positions which were cut in the soft hiring freeze were offset by increases in positions covered within departments' budgets. State programs fully fund an additional 2 temporary positions at the Office for the Aging and 2 at Whole Health. Three positions were funded within the Department of Social Services

target budget to address the increasing need for services as well as increasing NYS regulatory demands and audits. Finally, the Sheriff added 6 Special Patrol Officer positions within the departmental budget to meet the need for transports and Airport security.

Labor costs are determined by the terms of collective bargaining agreements with the County's respective bargaining units. The County has a current contract with the Road Patrol unit through 2025. Blue Collar and White Collar contracts expire at the end of 2023. We are in active negotiations with Blue Collar, and White Collar negotiations will begin shortly. We are also in mediation with Corrections on a contract that expired at the end of 2017.

The County's 2022 Compensation Analysis included a market analysis of wages and indicated several positions where market adjustments are needed to remain competitive, particularly in the Blue Collar, Management and Confidential groups. Wage adjustments identified through the Compensation Analysis are being addressed as a component of labor negotiations. Salary and fringe costs are estimated to grow by \$5.3M in the 2024 budget.

Sales Tax Revenues

Sales tax collections are elastic and tend to vary with the economy. When the economy is strong, sales tax revenues rise. When the economy falls, so do sales tax receipts.

Current economic indicators are still mixed as to whether the U.S. will face a recession in the coming year or achieve a "soft landing." Unemployment is still low, and the U.S. economy expanded at a better-than-expected rate in the second quarter of 2023. Annual inflation for August 2023 was 3.7%. The Federal Reserve has raised interest rates by 5.25 percentage points over 16 months, and according to the Fed's economic projections, interest rates may go as high as 5.6% to reach its 2% inflation target. High interest rates increase the cost of borrowing, discourage spending and reduce economic activity. Federal student loan borrowers haven't had to make payments in over three years but will need to resume payments in October 2023, leading to less available household income for other spending. All these indicators point to at the very least a slowing in sales tax growth.

Considering these factors, I have estimated that sales tax revenues will be \$43.45 M in 2024. This was derived by increasing the actual sales tax receipts in 2022 (\$42.6 M) by 2%. I believe this to be a cautious yet realistic approach to forecasting this elastic source of revenue.

Other Revenues and Savings

Among other revenues that the County uses to support ongoing costs are the payments from casino gaming. The 2024 Recommended Budget includes \$2.1 million in Casino revenues, which is the same as was budgeted for 2023.

The 2024 budget estimates \$800,000 in interest earnings, up from \$100,000 in the 2023 budget. Interest earnings have exceeded expectations in 2023 due in part to high interest rates and the performance of NY CLASS. However, the County is spending down the \$19.8 million of ARPA funds which have yielded interest.

It's expected that a certain number of positions across the organization will be vacant at any given time, resulting in savings in salary costs. As in 2023, the 2024 budget estimates a conservative vacancy rate savings of \$792,000 or 2% vacancy. This figure was derived based on the 10-year history of budgeted vs actual expenditures in the payroll lines that are not heavily subsidized with State funding or part of a department supported by enterprise funds. Over this 10-year period, the total unspent payroll lines were between 3 and 5%.

American Rescue Plan Act (ARPA) funds

The vast majority of Tompkins County's ARPA funds have been fully obligated, with only \$120,319 available to be put toward one-time uses in the 2024 budget. Of the total \$19.8 million awarded, approximately \$8.36 million is being used to support the County's Capital Program, \$6.53 million was allocated toward Community Recovery Fund projects and the remaining \$5.24 million was used toward one-time over target requests in the 2022 and 2023 budgets. ARPA funds must be fully obligated by December 31, 2024, and all funds must be spent and projects complete by December 31, 2026.

Over Target Requests (OTRs)

The over target requests of departments and agencies totaled \$6.1 million in 2024. Of these, \$1.6 million was requested as target and \$4.5 million as one-time. Target OTRs seek to increase a department or agency's annual baseline budget and impact the property tax levy, while one-time OTRs impact fund balance and are generally considered short term.

In order to meet the 2% target levy increase, I was unable to approve any OTRs which included increases in target funding. I recommended \$3.8 million to fund one-time OTRs, to be paid using fund balance. In general, the only OTRs that were approved were those in which multi-year commitments had been made, while new initiatives were not approved for funding.

Sponsored and Partner Agencies

The 2024 budget includes a 2% cost of living adjustment for sponsored agencies including Cornell Cooperative Extension, Tompkins County Public Library, Rural Libraries, Human Services Coalition Agencies, and Tompkins Community Action. It includes the annual contractual increase for Ithaca Area Economic Development. In addition, it includes \$575,472 in one-time over target support for sponsored or partner agencies, as well as an additional \$281,000 to support Tompkins Cortland Community College's capital and other initiatives.

Airport

The slow rebound in air service at the Ithaca Tompkins International Airport (ITH) necessitates continued support by the County in the 2024 budget. The number of enplanements at ITH are still insufficient to generate the Passenger Facilities Charges (PFCs) needed to pay for the debt service on the terminal expansion project. It is expected that the County will need to cover the annual debt service of \$681,959 until enplanements increase and PFC revenues rebound.

The loss of American Airlines in 2022 and the slow rebound in air service from the pandemic has also led to a gap in funding for Airport operations. Without assistance to bridge the gap, the Airport cannot offer competitive airline rates and charges to maintain existing airlines or attract new carriers, nor will it be able to balance its operating budget. The 2024 recommended budget includes the second of three diminishing one-time over target requests to assist the Airport through this period of recovery: \$800,000 in 2024 followed by \$300,000 in 2025.

To reduce the Airport and the County's losses during this period of air service recovery, in the coming year I recommend that the County consider options for private support of the Customs Facility or suspend its operations. On an annual basis, it costs \$220,000 to operate the Customs Facility with only approximately \$14,000 in direct revenue generated annually. While Customs generates some additional revenue which affects ITH indirectly, it is still far insufficient to offset the cost nor justify the expenditure of public funds to keep it open. Because there wasn't adequate time to fully consider the

legal and economic ramifications of suspending Customs, the 2024 budget assumes that the facility remains open while these options are considered.

Reimagining Public Safety

The 2024 budget includes requests across multiple departments to implement the final year of Reimagining Public Safety projects. These requests support the implementation of the joint and County-specific plans approved by the Tompkins County Legislature and City of Ithaca Common Council towards efforts to reduce disproportionate minority contact in policing and the criminal justice system. Appropriated funds will be used to continue the community healing plan led by trained local facilitators, to implement and evaluate a co-response to crisis intervention between Mental Health and law enforcement, to further implement an officer wellness plan, to implement an inclusive recruitment strategy, develop culturally responsive training for law enforcement, to standardize data entry across law enforcement agencies, and to implement a public safety community dashboard. The work will continue to be coordinated through the Community Justice Center, and the costs of the joint Reimagining Public Safety Initiatives are shared with the City of Ithaca.

Capital Program

The 2024 Recommended Budget supports the investment in capital infrastructure to meet the County's space management, information technology, energy, fleet and other needs. The Capital Program includes Downtown Facility development, Green Fleet management, Voting Machines, Broadband Expansion, Highway improvements, Facilities restoration, Airport upgrades and Recycling and Materials Management Center upgrades among other ongoing projects. Plans for schematic design for a new Public Safety building are slated for 2025.

The 2024-2028 Capital Program required adjustments to previous plans due to escalating costs and other factors. Most notably:

- Green Facilities Phases 2 and 3, originally scheduled for 2024 and 2025 respectively, are not included in the 5 year capital plan, as the cost escalations are currently prohibitive. It is expected that some of those energy upgrades will be captured in Downtown Facility development as well as other ongoing projects.
- In the Airport Improvement Program, the FAA had previously required the Airport to build a new Aircraft Rescue Fire Fighting (ARFF) and Snow Removal Equipment (SRE) building and invested \$1 million of federal funding in design costs. The building is estimated to cost a total of \$19.3 million to construct with a \$5.2 million local share. Due to the reduction in air service and therefore PFC revenue, the Airport will not be able to cover the debt service on this new structure. With the FAA's permission, this project is postponed indefinitely.
- In 2023, the County determined that further efficiencies and cost savings could be achieved by leasing a portion of its fleet with Enterprise Fleet Management as a pilot program. The structure of the agreement allows the County to build equity on leased vehicles while also enabling the opportunity to procure or sell vehicles based on market conditions. In addition to savings in staff time, it's estimated that the transition to Enterprise Fleet Management will result in a nearly \$500,000 savings to the County in the 2024 Capital plan.
- Ongoing capital projects funded with "cash" were reduced in the 2024 budget, including Planning's Natural Infrastructure project, the Green Fleet program, Highway's Bridge NY Culvert Replacement fund, Highway Machinery and ITS Computer Replacement program.

In 2020, Tompkins County adopted a policy change in the annual capital appropriation, allocating 1.00% of the prior year's property tax levy to support capital investment. Through this policy,

each annual budget would dedicate more funds to pay for infrastructure improvements. Most of these funds are applied to pay debt service on projects authorized by the Legislature. The proposed 2024 budget does not meet that 1% goal and includes an annual capital appropriation of .5% of the previous year's property tax levy to support capital investment, equivalent to \$266k.

Scheduled Use of Fund Balance Toward Capital

The 2024 Capital Plan dedicates a total of \$5.4 million in unassigned fund balance to assist with cash flow, reduce the need for bonding, and thereby reduce the impact on the tax levy. The 2024-2028 budget continues the scheduled use of fund balance toward upcoming capital needs. This strategy allows the Legislature to set aside needed funds for large capital projects over a period of time and to reassess each year based on the overall fiscal health of the County. It also allows the flexibility to change course if conditions worsen or if growth and savings exceed expectations.

Solid Waste Fee

The 2024 budget includes a solid waste annual fee increase from \$80 to \$85. It also assumes the restructuring the solid waste fee to make it more equitable for all property owners in the County, with a particular focus on colleges, universities and similar institutions.

Risks

The known risks in 2024 include the following:

- **Emergency Shelter Needs**

The County is seeing higher numbers of individuals requiring emergency shelter services, and an increase in the intensity of presenting needs. During the pandemic, New York State closed approximately 1400 beds in substance use and mental health treatment, and NYS Office for Persons with Developmental Disabilities has reduced state-run supportive housing, case management and crisis intervention services over time. As a result, counties are sheltering individuals in greater numbers and who have more complex needs. Community non-profits, churches and hotels are less willing to partner with the County to offer sheltering options due to safety concerns. This is resulting in the need for the County to consider alternate approaches to meeting the need for shelter, including investing in a larger shelter facility.

In addition, New York City is still struggling to care for an influx of over 100,000 asylum seekers without the support or coordination of the state or federal government. Upstate counties such as Tompkins who have indicated a willingness to assist may be called upon to receive groups of asylum seekers without a guarantee of funding to support their ongoing needs.

- **Airport**

Many factors influencing the Airport's ability to regain self-sufficiency are outside of local control. The Airline industry is still experiencing a shortage of pilots. Legacy carriers are moving away from the smaller 50-seat jets found at regional airports like ITH. At the same time, New York State continues to incentivize regional airports, creating more competition for air service among airports in nearby markets. These and other factors make air service recovery to pre-COVID levels more challenging. The 2024 capital plan anticipates approximately \$717,000 in PFC revenues, which are tied directly to enplanements. The County will be responsible for these costs if enplanements don't increase. In addition, as previously mentioned, the required construction of the ARFF/SRE building has been deferred indefinitely with permission of the FAA.

- **Known Increases in 2025**

The 2024 budget was built assuming that 75% of the eFMAP funding was intercepted by New York State. In 2025, the County will be responsible for 100% of the costs of the Medicaid program, up to our statutory cap of \$12.3M. This will be an ongoing increase of approximately \$400,000.

There are several positions in the budget funded with multi-year one-time funding that is slated to expire at the end of 2024. While the Legislature may decide not to continue some projects after 2024, any positions that are intended to continue should be paid through the tax levy. Positions that are intended to be ongoing in nature that are not brought under target funding in the 2024 budget will necessitate difficult decisions in the 2025 budget process. If approved, all these requests amount to a 2.9% tax levy increase in 2025.

Fiscal Summary

The summary of the 2024 proposed budget is as follows:

Total Budget: The Recommended 2024 budget stands at \$245.1 million. This represents a \$21.7 million or 9.7% increase over the 2023 adopted budget.

Local Dollar Budget: The local dollar budget is the portion of the budget that is not reimbursed by the state or federal governments, nor offset by earned program income. It is spending that must be supported by local sales and property tax revenue. The 2024 local dollar budget increased by \$3.9 million, or 4% more than in 2023.

Property Tax Levy Increase: The gap between total expenses and all other revenue is filled by the property tax. The recommended budget would be balanced by a property tax levy of \$53,443,465 which constitutes an increase of 2% over 2023.

Tax Cap Calculation: The cap on the percent-increase of the County's real property tax levy for 2024 is estimated to be 3.54%.

Property Tax Rate: The recommended 2024 property tax rate will decrease by \$0.33 to \$5.32 per \$1,000 from the 2023 tax rate of \$5.65 per \$1,000, a decrease of 5.9%. The taxable assessed value grew 8.3% over the prior year.

Impact on Owner of Median-Valued Home: Over the past year, the median value of a single-family home in Tompkins County has risen by 10.6% from \$225,000 to \$249,000. The recommended budget would increase the County property tax bill for the owner of a median-valued home by \$53.

Budget platform

The preparation of the 2024 budget was constructed using a new software platform which links to the County's financial and payroll systems. It's already proven to be an effective management tool for County Administration to have an integrated, real-time, birds-eye view of the organization's operating and capital budgets. The software is currently in use by many departments for day-to-day budget management, and Legislators now have access to the online budget as well as live dashboard data. Moving forward, the County as an organization will reap even further benefits of the software, including the ability to link the budget to key performance indicators and priorities identified through the strategic operations plan.

In Closing

As I submit the recommended budget, I want to thank the County employees who serve our community through their work in local government. They deliver the programs and services on which our citizens rely daily. Thank you to the Department Heads for their responsiveness and prudent approach to the budget process. Preparing the 2024 budget took place using new budget software, and they rose to the challenge. Thank you too, to the Agency Directors and their staff for their responsiveness and partnership throughout the budget process and all year long. All demonstrate their commitment to provide quality essential services to the community in a cost-effective manner.

Thank you to the Legislature for the seriousness with which you take your roles as stewards of public funds. Over the past several months you have enacted guidance to ensure that our budgeting and financial policies and procedures are strong and sound. These actions position the County to offer quality services, invest in the public's infrastructure, sustain our partner agencies, and maintain strong fiscal health.

Thank you to my colleagues in the County Administration department who have assisted in the budget process. The transition to new budget software while preparing the 2024 budget is the definition of "building the plane as you fly it," and it couldn't have been done without Norma Jayne's vision, hard work and leadership. Samantha Fralick quickly became proficient in the new software and provided key assistance and training to department heads and budget preparers throughout the process. Ann Haider-Collins provided administrative support and scheduling for the many departmental and agency budget meetings and presentations.

Our community continues to face several pressing challenges, and with them, opportunities. I look forward to working with the Legislature to address the challenges and identify opportunities with a 2024 budget that aligns with the priorities and values of our community.

Sincerely,

A handwritten signature in cursive script that reads "Lisa A. Holmes".

Lisa Holmes
County Administrator

POSITION REDUCTIONS DUE TO SOFT HIRING FREEZE

2024 Over Target Requests (OTRs)

Over Target Requests Summary

Proposal Name	Amount
1230 Budget Director OTR Target	\$121,779
1620 Project Manager II OTR TARGET	\$110,743
1680 Information Technology Systems Administrator - OTR TARGET	\$121,779
3142 - Probation - Funding for Probation Officer Position - OTR TARGET	\$100,638
5110 Seasonal Worker OTR TARGET	\$49,809
5110 Senior Highway Crew Supervisor OTR TARGET	\$97,009
6290 Communications Specialist Position OTR TARGET	\$97,009
6510 Veterans Services Officer OTR TARGET	\$70,294
7020-Youth Services Specialist Position add - OTR TARGET	\$66,810
8040 - Human Rights - Education & Outreach Coordinator OTR Target	\$38,894
	\$874,764

Department Request

7020-Youth Services Specialist Position add - OTR TARGET

Priority 1 Restoration of Previous Reduction in Funding

Included in the Youth Services Department 2023 budget were four funded FTE positions, three of those positions were filled at the start of the year. The

County Administrator Recommendation

This vacant position was removed from the Department's target through a soft hiring freeze.

last FTE position was being reviewed before filling due to the transitions within the department. To be both judicious with taxpayer dollars and to build the capacity of our department, we were taking time to assess current department roles, duties, and responsibilities prior to filling the position. Through our annual planning process, we determined that we did not need an Administrative Assistant position, but instead filling a Youth Service Specialist position (a title previously held in our department), for 35 hour a week, would meet current and emerging needs of our department.

As we were readying to update the description through Human Resources and obtain approval to fill the position, the County Administrator notified us she was imposing an immediate hiring freeze on several, already 2023 approved and funded, positions in "unmandated" departments. Unfortunately, our department and position fall within those parameters. In addition, she conveyed her intention to remove the personnel funds from our departments' 2024 budget.

If funding is not restored for staffing in our 2024 budget, this will not only mean it's the second FTE position our department has lost in the last four years, but will have devastating impacts on our department's capacity to not only maintain current and ongoing initiatives but will also drastically impede our ability to provide the same level of technical assistance and oversight to our funded agencies and the Municipal Youth Services System, which has grown to include every municipality in Tompkins County. Current staff will be called upon to not only do their job duties but also to pick up the essential duties of the lost position. The County dollars invested in youth services yield future cost savings, assuring that one of our most vulnerable populations gets the support and services they need to thrive in all areas of their lives.

We are asking the Tompkins County Legislature to consider the adverse impact the removal of another FTE position will have on our small department. With this OTR, in the amount of \$73,994.00, we will be able to hire a staff member into the title of Youth Services Specialist to work closely with other staff to maintain effective local planning groups, such as MYSS Youth Commissions or Community Councils. This position would also work to identify current and future youth needs, allowing us to expand our capacity to complete and sustain our hosted youth resources database, which supports mental health and a number of other youth related resources. In addition, this position would become our department's first technical assistant to aid local youth programs in the process of becoming more diverse, equitable, and inclusive, being more accessible to youth who have visible and/or invisible disabilities, and mental health challenges. Finally, this position will assist with the preparing materials and needed reports, such the annual Summer Camp Guide and School Listing.

Functional Unit	Account Code	Line Item Description	Account Number Description	Amount
7020	51000		REGULAR PAY	\$51,324
7020	58800		REGULAR PAY	\$22,670
				\$73,994

Department Request

3142 - Probation - Funding for Probation Officer Position - OTR TARGET Priority 1 Restoration of Previous Reduction in Funding Target

The Probation Department is requesting approval to reinstate a vacant Probation Officer position to our budget as an Over Target Request in order to

County Administrator Recommendation

This vacant position was removed from the Department's target through a soft hiring freeze.

support our provision of high quality mandated services to our clientele, and the community. In our 2021 budget we were required to cut our budget by 12% due to the financial impacts and uncertainty of the full financial impact the pandemic might result in for the County. That reduction resulted in the need to cut four FTE's, including one Probation Officer title. At that time I was told that those positions could be considered for reinstatement as the situation permitted in the future. The number of supervision cases in 2021 and 2022 were lower than prior to the pandemic and were manageable with the reduced staffing we maintained during those budget years. Maintenance of Effort budgets being submitted in 2022 and 2023. We have experienced a 12% increase in workload from June of 2022 to June of 2023 for probation supervision cases. Given the current vacancy of the Probation Officer position which is now proposed for elimination, the increased workload has been spread out among existing staff. Several staff are presently assessed as exceeding 100% of their Supervision Relative Burden. Many of the individuals whom we are supervising in the community since Bail Reform also tend to have higher levels of intervention

needs in the areas of mental health and substance abuse. We are also noting an increase in supervision being ordered for individuals with convictions for violence, firearm and weapon possession. There remains a lag in service accessibility for clients in the critical treatment areas of outpatient mental health and substance abuse counseling. This places additional demands upon the time and workload of existing probation officers who are trying to assist clients in crisis, reduce recidivism, and enhance community safety. It is my concern that not being able to fill this Probation Officer position will result in workloads that begin to overtax existing staff and ultimately contribute to negative impacts upon employee retention, as well as negative outcomes for the people and Courts that we serve.

Functional Unit	Account Code	Line Item Description	Account Number Description	Amount
3142	51000		REGULAR PAY	\$69,805
3142	58800		REGULAR PAY	\$30,833
				\$100,638

Department Request

1620 Facilities - Project Manager II - OTR

TARGET

Priority 1 Restoration of Previous Reduction in Funding Target

This position was removed due to County Administrator soft hiring freeze. The Department is not seeking reinstatement this year, but will need the position when the Center of Government and Public Safety Building begins construction.

County Administrator Recommendation

This vacant position was removed from the Department's target through a soft hiring freeze.

Functional Unit Name	Account Code	Account Number Description	Amount
1620	58800	REGULAR PAY	\$33,929
1620	51000	REGULAR PAY	\$76,814
			\$110,743

Department Request

1680 Information Technology Systems

Administrator - OTR TARGET

Priority 1 Restoration of Previous Reduction in Funding Target

ITS traditionally hosted three individual Systems Administrator positions (Financial, Public Safety and Telecom/Programming); in the interest of cross training and succession planning, several years ago, ITS merged the three individual titles to one. The Systems Administrator group is essential for Tompkins County's management of complex computer systems and software applications and plays a critical role in ensuring the reliability, availability, and performance of these systems. Additionally, these positions manage many varied Shared Service and Central Administration applications including, but not limited to LaserFiche, Public Safety, Account Management, Training and Financial applications. The Systems Administrator's expertise is vital in troubleshooting issues, optimizing system performance, and ensuring seamless communication among various internal and external agencies. With the recent vacancy created through the promotion of one of the Administrators, persisting with only two Systems Administrator positions will further intensify the workload on the group and greatly limit ITS's capacity for any future initiatives.

County Administrator Recommendation

This vacant position was removed from the Department's target through a soft hiring freeze.

Functional Unit Name	Account Code	Account Number Description	Amount
1680	51000	REGULAR PAY	\$84,469
1680	58800	REGULAR PAY	\$37,310
			\$121,779

Department Request

1230 County Administration - Budget Director - OTR TARGET

Priority 1 Restoration of Previous Reduction in Funding Target

The Budget Director is responsible for preparation of the County Administrator's proposed budget and the final adopted budget documents as

County Administrator Recommendation

This vacant position was removed from the Department's target through a soft hiring freeze.

required by the County Charter. The Budget Director works closely with County Department Heads and senior departmental management staff in preparing their annual budgets reviews and

evaluates and makes recommendations to the County Administrator and the Legislature regarding the fiscal impact of County programs of various budgetary actions. In execution of this responsibility, the Budget Director plays an important role in policy formation as it relates to budget development. The Budget Director is also responsible for the preparation and management of the County's Capital Budget.

The management of the County budget is a critical function, and transitioning to the use of OpenGov software to integrate the budget with the Financial and Payroll systems is an opportunity for improved budget management by the organization. There are several further steps involved in the build-out and full use of the OpeGov software. Without this position, the Deputy County Administrator will continue to manage these responsibilities, which is an excessive workload and leads to other Deputy County Administrator responsibilities not being covered.

Functional Unit Name	Account Code	Account Number Description	Amount
1230	51000	REGULAR PAY	\$84,469
1230	58800	REGULAR PAY	\$37,310
			\$121,779

Department Request

5110 Highway - Senior Highway Crew Supervisor - OTR TARGET
Priority 1 Restoration of Previous Reduction in Funding Target

This position was removed due to County Administrator soft hiring freeze. **The department does not want to request reinstatement of this funding.**

County Administrator Recommendation

This vacant position was removed from the Department's target through a soft hiring freeze.

Functional Unit Name	Account Code	Account Number Description	Amount
3310	58800	REGULAR PAY	\$29,721
3310	51000	REGULAR PAY	\$67,288
			\$97,009

Department Request

5110 Highway - Seasonal Worker - OTR TARGET
Priority 1 Restoration of Previous Reduction in Funding Target

This position was removed due to County Administrator soft hiring freeze. **The department does not want to request reinstatement of this funding.**

County Administrator Recommendation

This vacant position was removed from the Department's target through a soft hiring freeze.

Functional Unit Name	Account Code	Account Number Description	Amount
5110	51000	REGULAR PAY	\$34,549
5110	58800	REGULAR PAY	\$15,260
			\$49,809

Department Request

6290 Work Development - Communications Specialist Position - OTR TARGET
Priority 1 Restoration of Previous Reduction in Funding Target

Like Tompkins County Government, the Workforce Development department is “committed to the empowerment of employees and residents to dismantle systemic

County Administrator Recommendation

This vacant position was removed from the Department's target through a soft hiring freeze.

barriers that inhibit inclusive governance and the provision of government services to all.” With a Communications Specialist, the Workforce Development is in a unique position to achieve this mission through the Workforce Board and Career Center that drives initiatives and services to job seekers and businesses. Some of the duties of the Communications Specialist include increasing public knowledge and awareness of Tompkins Workforce Development programs and resources, designing materials for both social media and print, providing outreach and education to job seeking customers and businesses, and being the face to Department-sponsored events throughout Tompkins County. The Communications Specialist enhances the work of frontline staff by attracting more customers to the Career Center and allowing staff to focus on their work with participants and the direct services they are specialized in.

Further, with the newly restructured department, now more than ever this position is needed as Workforce Development begins to engage with the community and prepares residents for the world of work. The department has already taken several concessions in the County budget including reducing a frontline staff position to part-time. Not having a Communications Specialist will further undermine the department and overwhelm an already hardworking staff, who do not have the time or expertise to fill in. The long-term costs to the County if they choose to remove this position, will overshadow what it will cost today. The community will not be entitled to the opportunities they deserve and the budget lines of other social service related departments will only increase if the County does not have an engaged workforce and families stuck in generational poverty.

Functional Unit Name	Account Code	Account Number Description	Amount
6290	51000	REGULAR PAY	\$67,288
6290	58800	REGULAR PAY	\$29,721
			\$97,009

Department Request

6510 Veterans Services Officer - OTR TARGET
Priority 1 Restoration of Previous Reduction in Funding Target

This position was removed due to County Administrator soft hiring freeze.

The Veterans Service Officer (VSO) for the County's Department of Veterans Services will be a 35-hour position to help meet the growing direct-service demands of the TCDVS.

County Administrator Recommendation

This vacant position was removed from the Department's target through a soft hiring freeze.

The county's population of Veterans is estimated by the VA at more than 4,200. This position will assist the department's efforts to help meet the needs of this growing clientele through consultation about, or filing of, claims for benefits with the VA and New York State. Additionally, this position will help with the advising of benefits readily available through Tompkins County government and through the area's human-services network. It also will assist the department's efforts to support, or create, programming for the county's Veterans population via the various Veterans' organization throughout Tompkins County or those of the department itself.

While numbered above 4,200, the VA's estimation of the county's Veterans population does not count Veterans not currently in the VA's system, family members of Veterans, current National Guard and reservists of other military branches, and newly separated Veterans moving/returning to Tompkins County. Awards filed for federal claims with the VA, alone, have brought an estimated \$27.3M into Tompkins County. That's tax-free money available to spend throughout our county. A regional perspective of the five counties surrounding Tompkins increases this impact to an estimated \$128.6M.

- NOTE: Estimates are from 2021, the most current available figures.

Functional Unit Name	Account Code	Account Number Description	Amount
6510	51000	REGULAR PAY	\$48,758
6510	58800	REGULAR PAY	\$21,536
			\$70,294

Department Request

8040 Human Rights - Education & Outreach
 Coordinator OTR TARGET
 Priority 1 Restoration of Previous Reduction in
 Funding

This position was removed due to County
 Administrator soft hiring freeze.

County Administrator Recommendation

This vacant position was removed from the
 Department's target through a soft hiring
 freeze.

Functional Unit Name	Account Code	Legacy ERP Account Number Description	Amount
8040	51000	REGULAR PAY	\$26,978
8040	58800	REGULAR PAY	\$11,916
			\$38,894

SECTION 1

TOMPKINS COUNTY OVERVIEW

Thank you for living Tompkins County's values.

Accountability.

We hold the organization and each other responsible for decisions that affect the public and our employees in pursuit of excellence.



Tompkins County Overview

Tompkins County is located in the south central portion of New York State at the south end of Cayuga Lake. Upon its founding in 1817, the county was named after Daniel D. Tompkins, the 4th Governor of New York and the 6th Vice President of the United States.

As of the 2020 Census, the County has a population of 105,740 and a land mass of 460 square miles; equaling a population density of 230 people per square mile.



Unlike most other counties in New York State, Tompkins County has enjoyed sustained population growth over the last several decades. The presence of large institutions of higher education, including Cornell University, Ithaca College, and Tompkins-Cortland Community College, has provided a degree of population and economic stability that distinguishes the County from many other areas of the State.

The County has an extensive transit network anchored by a public bus system, Tompkins Consolidated Area Transit (TCAT), and the Ithaca Tompkins International Airport. The County is served by several major State highways. Intercity bus service also connects the area to the surrounding regions, with direct service to New York City.

Within the county, there are five local newspapers that are published on a daily to a weekly basis in addition to innovative digital publications. These include: The Ithaca Journal [1814, daily], The Cornell Daily Sun [1880, daily], The Ithacan [1932, weekly], The Ithaca Times [1979, weekly], and Tompkins Weekly [2006, weekly]. The Cornell Daily Sun and The Ithacan are student-run publications through Cornell University and Ithaca College respectively. The Ithaca Voice [2014, digital] publishes stories on a near-daily basis.

Tompkins County is governed under home rule, which provides for the separation of the Legislative and Executive Branches of government. The Tompkins County Charter was approved in 1968 and took effect in 1970. The County has a legislature-administrator form of government where a 14-member legislature elected from single member districts appoints a County Administrator who “oversees and coordinates the operations of county government to successfully carry out the policies of the County Legislature.”¹ Legislators are elected to four year terms. Other elected officials include the District Attorney, Sheriff, and County Clerk.

The County is composed of: nine townships – Lansing, Groton, Dryden, Caroline, Danby, Newfield, Enfield, Ulysses, and Ithaca; six villages – Cayuga Heights, Dryden, Freeville, Groton, Lansing, and Trumansburg; and one city – City of Ithaca, which is also the county seat with a population of 32,108.

TOMPKINS COUNTY

COUNTY ORGANIZATIONAL OVERVIEW

Legislature

County Legislature chambers are located at Governor Daniel D. Tompkins Building 121 East Court Street, Ithaca, New York 14850

For election district information contact the Tompkins County Board of Elections by phone (607-274-5522) or by e-mail

Interactive election maps can be found at the Board of Elections Website

County Departments

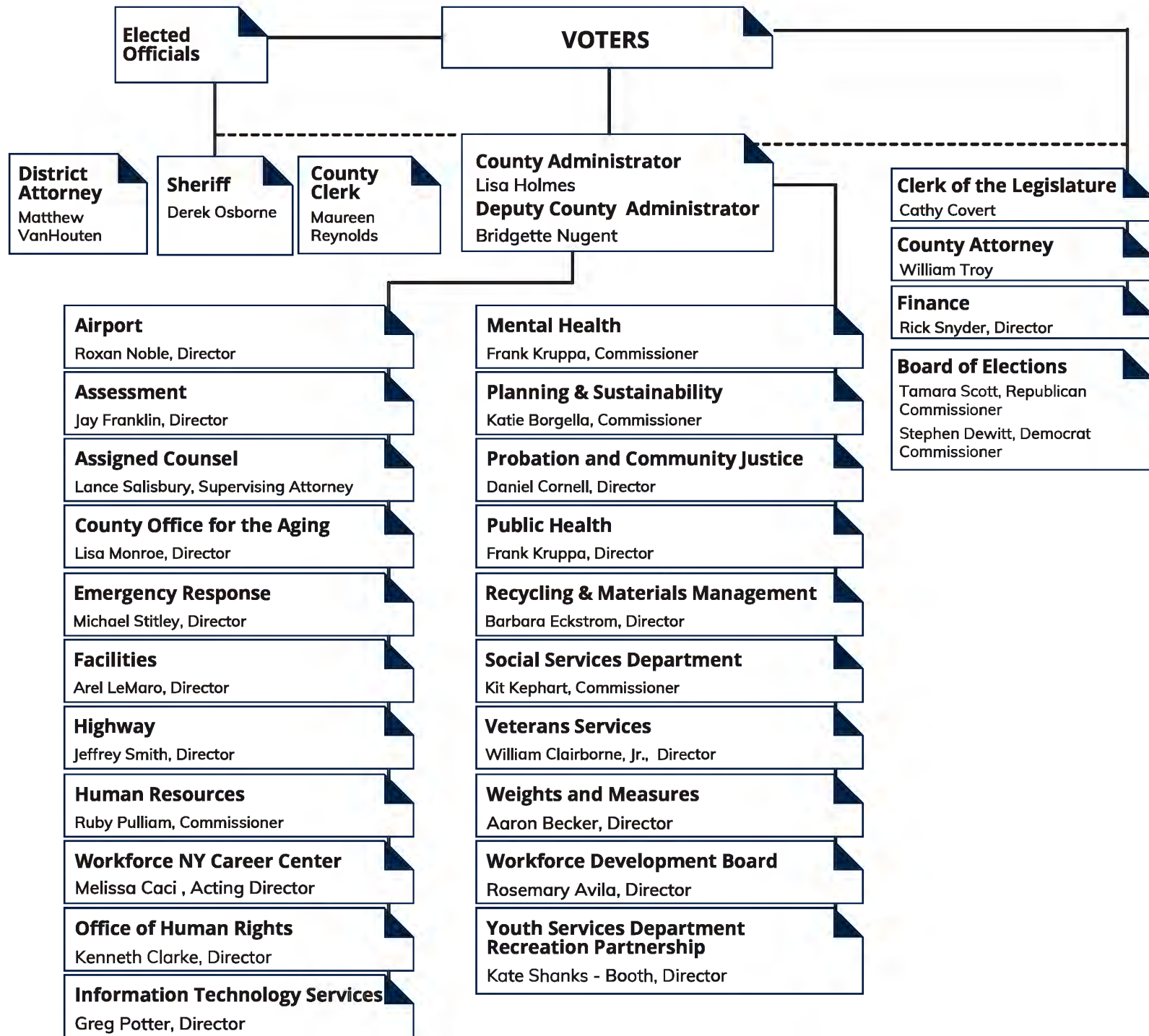
There are 30 Departments offering high level of service to residents each and every day. Our county services help people find jobs, manage over 300 miles of county roads, respond to emergencies, keep the community healthy, safe and vibrant, manage records and technology important to people's lives, deliver critical program to people in need, oversee local elections, and the list goes on.

[Read more about The Role of County Government](#)

Sponsored Agencies

The County sponsors several agencies that provide residents with a multitude of services to include: animal control, child development, health and human services, library resources, environmental conservation, transit services, economic development, and education.

Tompkins County Organizational Chart



Thank you for living Tompkins County's values.

Accountability.

We hold the organization and each other responsible for decisions that affect the public and our employees in pursuit of excellence.

Equity.

We sustain a workplace community that ensures fairness through diversity and inclusion, eliminates structurally oppressive systems, and builds trust, appreciation, and opportunities for all.

Respect.

We embrace a safe and inclusive culture and treat others with dignity, understanding, and compassion.

Integrity.

We commit to honesty and uncompromising adherence to the Tompkins County Code of Ethics.



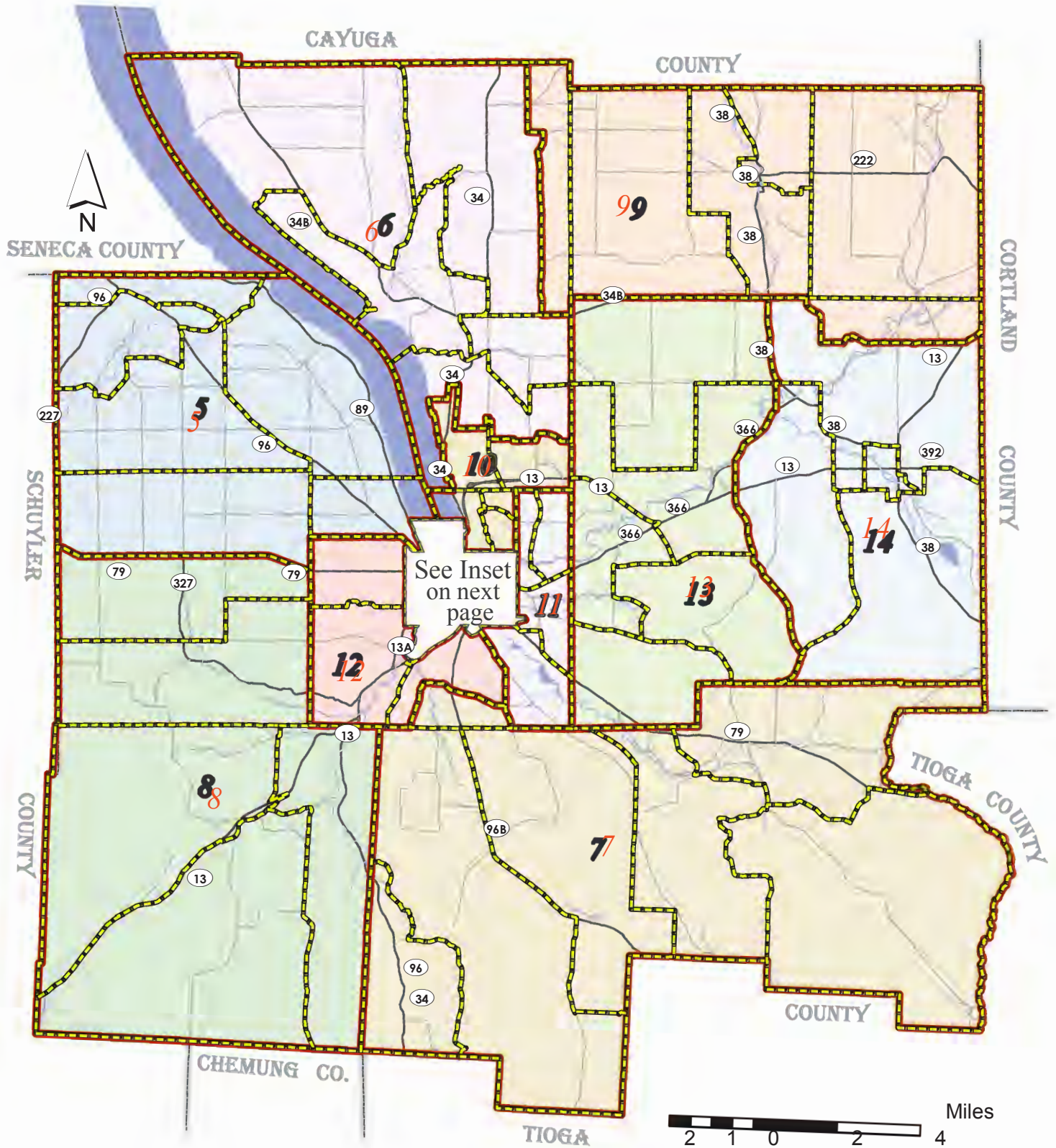
Tompkins County Legislature

2024 Tompkins County Operating Budget

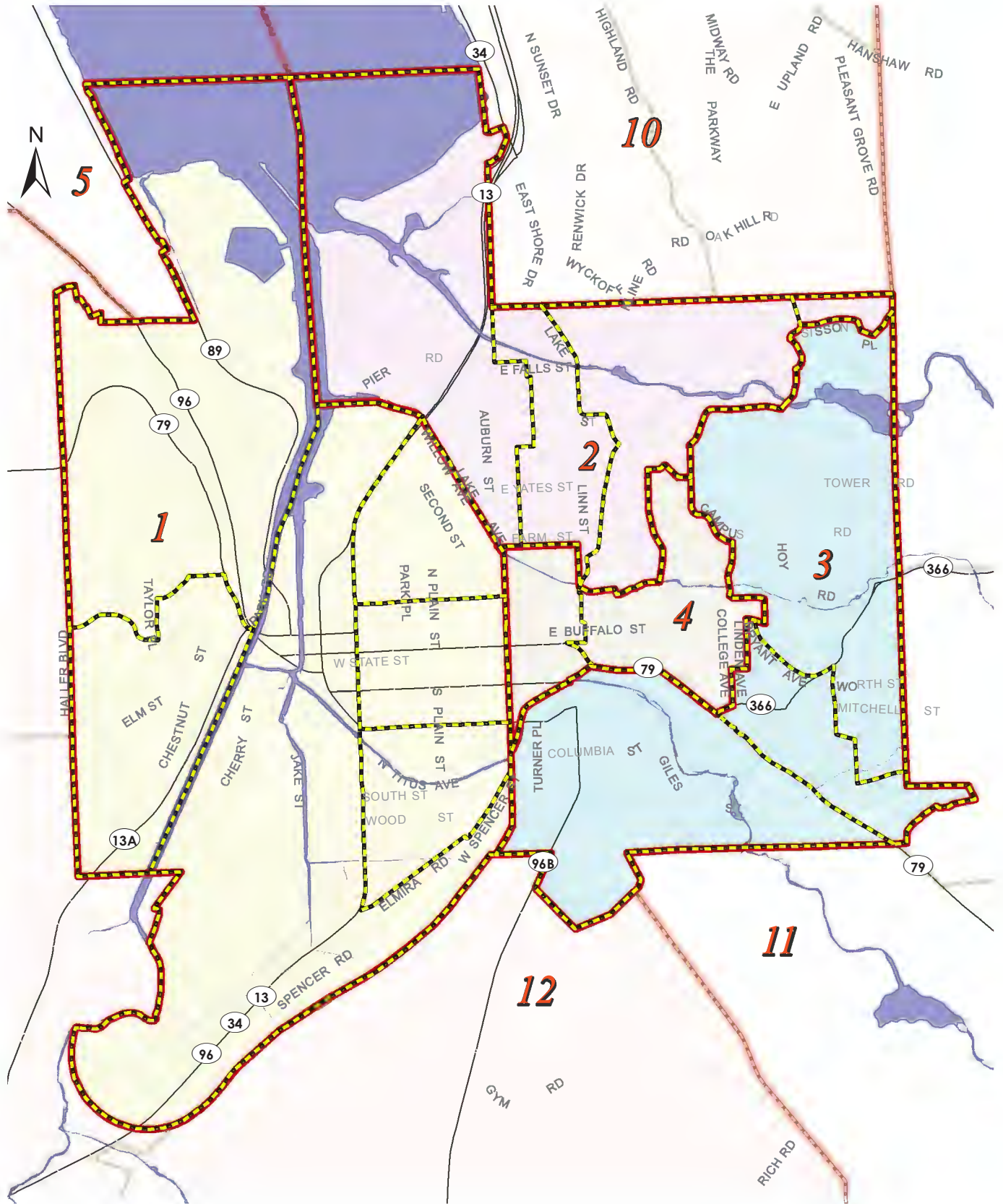
TOMPKINS COUNTY LEGISLATURE

- District No.1 (D) Travis L. Brooks, 114 5th Street, Ithaca, NY 14850 (607) 360-8275
E-mail: tbrooks@tompkins-co.org
- District No.2 (D) Veronica D. Pillar, 1108 N. Aurora Street, Apt. 3, Ithaca NY 14850 (607) 252-6508
E-mail: vpillar@tompkins-co.org
- District No.3 (D) Susan Currie, 122 Pearsall Place, Ithaca, NY 14850 (607) 279-5868
E-mail: scurrie@tompkins-co.org
- District No.4 (D) Richard T. John, 502 East Seneca Street, Ithaca, NY 14850 (607) 279-9332
E-mail: rjohn@tompkins-co.org
- District No.5 (D) Anne Koreman, 4348 Swamp College Road, Trumansburg, NY 14886
(607) 592-2886 E-mail: akoreman@tompkins-co.org
- District No.6 (R) Michael J. Sigler, 218 Peruville Road, Freeville, NY 13068 (607) 339-7978
E-mail: msigler@tompkins-co.org
- District No.7 (D) Daniel E. Klein, 56 Durfee Hill Road, Ithaca, NY 14850 (607) 272-7582
E-mail: dklein@tompkins-co.org
- District No.8 (R) Randy B. Brown, 89 Vankirk Road, Newfield, NY 14867 (607) 564-0398
E-mail: rbrown@tompkins-co.org
- District No.9 (R) Lee Shurtleff, 102 Church Street, P.O. Box 129 Groton, NY 13073 (607) 279-0732
E-mail: lshurtleff@tompkins-co.org
- District No.10 (D) Deborah Dawson, 51 Dart Drive, Ithaca, NY 14850 (607) 351-8689
E-mail: ddawson@tompkins-co.org
- District No.11 (D) Shawna Black, 102 Kay Street, Ithaca, NY 14850 (607) 351-7855
E-mail: sblack@tompkins-co.org
- District No.12 (D) Amanda Champion, 24 Helen's Way, Ithaca, NY 14850 (607) 351-2828
E-mail: achampion@tompkins-co.org
- District No.13 (D) Gregory N. Mezey, 1728 Slaterville Road, Ithaca, NY 14850 (607) 319-1980
E-mail: gmezey@tompkins-co.org
- District No.14 (D) Michael E. Lane, 42 East Main Street, Dryden, NY 13053 (607) 844-8440 (w)
E-mail: mlane@tompkins-co.org (607) 844-8313 (h)

County Legislative District Map



County Legislative District Map City of Ithaca Detail



Tompkins County Departments

2024 Tompkins County Operating Budget

- **Airport** - 72 Brown Road Ithaca, NY 14850
Roxan Noble, Airport Director EMAIL: rnoble@tompkins-co.org
- **Assessment Department** - 128 E. Buffalo Street - Ithaca, NY 14850
Jay Franklin, Director EMAIL: assessment@tompkins-co.org
- **Assigned Counsel** - 171 E. Martin Luther King Jr. St. Center Ithaca, Ithaca, NY 14850
Lance Salisbury, Supervising Attorney EMAIL: lsalisbury@tompkins-co.org
- **Board of Elections** - 128 E. Buffalo Street Ithaca, NY 14850
Stephen DeWitt (D) & Alanna Congdon (R) Elections Commissioners
EMAIL: sdewitt@tompkins-co.org & acongdon@tompkins-co.org
- **County Administration** - 125 E. Court Street, Ithaca, NY 14850
Lisa Holmes, County Administrator EMAIL: lholmes@tompkins-co.org
Bridgette Nugent, Deputy County Administrator EMAIL: bnugent@tompkins-co.org
Norma Jayne, Deputy County Administrator EMAIL: njayne@tompkins-co.org
Charlene Holmes, Equity and Diversity EMAIL: cholmes@tompkins-co.org
- **County Attorney** - 125 E. Court Street Ithaca, NY 14850
Holly Mosher, Acting County Attorney EMAIL: hmoshier@tompkins-co.org
- **County Clerk** - 20 N. Tioga Street Ithaca, NY 14850
Maureen Reynolds, County Clerk EMAIL: mreynolds@tompkins-co.org
- **County Historian** - 125 E. Court Street Ithaca, NY 14850
Laura W. Johnson-Kelly, County Historian EMAIL: ljohnson@tompkins-co.org
- **County Office for the Aging** - 214 W. Martin Luther King Jr. St. Ithaca, NY
Lisa Monroe, Director EMAIL: lmonroe@tompkins-co.org
- **District Attorney** - 320 N. Tioga St Ithaca, NY 14850
Matthew Van Houten. District Attorney EMAIL: MVH@tompkins-co.org
- **Emergency Response** - 92 Brown Road Ithaca, NY 14850
Michael Stitley, Director EMAIL: mstitley@tompkins-co.org
- **Facilities Department** - 170 Bostwick Road Ithaca, NY 14850
Arel LeMaro. Director EMAIL: alemaro@tompkins-co.org
- **Finance Department** - 125 E. Court Street Ithaca, NY 14850
Lorrie Scarrott, Director EMAIL: lscarrott@tompkins-co.org
- **Highway Department** -170 Bostwick Road Ithaca, NY 14850
Jeffrey Smith, Director EMAIL: jsmith@tompkins-co.org
- **Human Resources** - 125 E. Court Street Ithaca, NY 14850
Ruby Pulliam, Commissioner EMAIL: rpulliam@tompkins-co.org
- **Office of Human Rights** - 120 W. Martin Luther King Jr. St. Ithaca, NY 14850
Kenneth Clarke, Director EMAIL: kclarke@tompkins-co.org
- **Information Technology Services** - 128 E. Buffalo Street Ithaca, NY 14850
Loren Cottrell, Director EMAIL: lcottrell@tompkins-co.org
- **Ithaca-Tompkins County Transportation Council** - 121 E. Court St Ithaca, NY 14850
Fernando De Aragon, Director EMAIL: fdearagon@tompkins-co.org
- **Legislature** - 121 E. Court St. Ithaca, NY 14850
Katrina McCloy, Clerk of the Legislature EMAIL: kmccloy@tompkins-co.org

- **Planning and Sustainability** - 121 E. Court Street Ithaca, NY 14850
Katie Borgella, Commissioner EMAIL: kborgella@tompkins-co.org
- **Probation and Community Justice** - 320 W. Martin Luther King Jr. St. Ithaca, NY 14850
Daniel Cornell, Director EMAIL: dcornell@tompkins-co.org
- **Recycling and Materials Management** - 122 Commercial Avenue Ithaca, NY 14850
Leo Riley, Director EMAIL: lriley@tompkins-co.org
- **Sheriff's Office and Jail** - 779 Warren Road Ithaca, NY 14850
Derek Osborne, Sheriff EMAIL: dosborne@tompkins-co.org
- **Social Services Department** - 320 W. Martin Luther King Jr. St. Ithaca, NY 14850
Kit Kephart, Commissioner EMAIL: kit.kephart@dfa.state.ny.us
- **Tourism Promotion and Community Arts Partnership** - 121 E. Court St Ithaca, NY
Nick Helmholdt, Tourism Planner EMAIL: nhelmholdt@tompkins-co.org
- **Veterans Services** - 214 W. Martin Luther King Jr. St. Ithaca, NY 14850
J.R. Clairborne, Director EMAIL: JClairborne@tompkins-co.org
- **Weights and Measures** - 170 Bostwick Road Ithaca, NY 14850 Heather Chappell, Director EMAIL: hchappell@tompkins-co.org
- **Whole Health** - 55 Brown Road and 201 E Green Street Ithaca, NY 14850
Frank Kruppa, Director EMAIL: fkruppa@tompkins-co.org
- **Workforce Development Board and Workforce NY Career Center** - 401 E. Martin Luther King Jr. St. Suite 402B Ithaca, NY 14850
Christopher Sponn, Director EMAIL: csponn@tompkins-co.org
- **Youth Services Department/Recreation Partnership** - 320 W. Martin Luther King Jr. St. Ithaca, NY 14850
Kate Shanks-Booth, Director EMAIL: kshanks@tompkins-co.org

Tompkins County Sponsored Agencies

2024 Tompkins County Operating Budget

- Animal Control - SPCA -
1640 Hanshaw Road Ithaca, NY 14850
Jim Boudreaux, Executive Director
EMAIL: info@spcaonline.com
- Child Development Council -
609 West Clinton Street Ithaca, NY 14850
Melissa Perry, CEO
EMAIL: melissa@childdevelopmentcouncil.org
- Cooperative Extension -
615 Willow Avenue Ithaca, NY 14850
Meg Cole, Executive Director
EMAIL: mc129@cornell.edu
- Finger Lakes Library System -
1300 Dryden Road Ithaca, NY 14850
Sarah Glogowski, Executive Director
EMAIL: sglogowski@flls.org
- Groton Public Library -
112 E. Cortland Street Groton, NY 13073
Sara Knobel, Director
EMAIL: director@grotonpubliclibrary.org
- The History Center -
110 N. Tioga St. Ithaca, NY 14850
Ben Sandberg, Executive Director
EMAIL: director@thehistorycenter.net
- Human Services Coalition - Agencies -
171 E. Martin Luther King Jr St. Ithaca, NY 14850
Cindy Wilcox, Executive Director
EMAIL: cwilcox@hsctc.org
- Newfield Public Library -
198 Main Street Newfield, NY 14867
Sue Chaffee, Director
EMAIL: newfieldlibrary@gmail.com
- Opportunities, Alternatives, and Resources (OAR)
910 W. Martin Luther King Jr. St. Ithaca, NY 14850
David Sanders, Executive Director
EMAIL: dsanders.oar@gmail.com
- Soil & Water Conservation District -
170 Bostwick Road Ithaca, NY 14850
Jon Negley, District Manager
EMAIL: jnegley@tom-pkins-co.org
- Southworth Library (Dryden) -
24 W. Main Street Dryden, NY 13053
Diane Pamel, Director
EMAIL: director@southworthlibrary.org
- Tompkins Community Action -
701 Spencer Road Ithaca, NY 14850
Danielle Harrington, Executive Director
EMAIL: danielle.harrington@tcaction.org
- Tompkins Consolidated Area Transit -
737 Willow Ave Ithaca, NY 14850
Scot Vanderpool, General Manager
EMAIL: information@tcatmail.com
- Tompkins Cortland Community College -
170 North St Dryden, NY 13053
Amy Kremenek, President
EMAIL: ak082@tom-pkinscortland.edu

-
- Ithaca Area Economic Development -
119 East Seneca Street, Suite 200, Ithaca NY
14850
Heather McDaniel, President
EMAIL: heatherm@ithacaareaed.org
 - Lansing Community Library - 27 Auburn Road
Lansing, NY 14882
Susie Gutenberger, Director
EMAIL: manager@lansinglibrary.org

-
- Tompkins County Public Library -
101 E. Green Street Ithaca, NY 14850
Leslie Tabor, Director
EMAIL: ltabor@tcpl.org
 - Ulysses Philomathic Library -
74 E. Main Street Trumansburg, NY 14886
Laura Mielenhausen - Director
EMAIL: director@trumansburglibrary.org

SECTION 2

FISCAL SUMMARY

Thank you for living Tompkins County's values.

Integrity.

We commit to honesty and uncompromising adherence to the Tompkins County Code of Ethics.



Fiscal Summary

	ADOPTED	RECOMMENDED		
	FY2023	2024	\$ Variance	% Variance
Non-Mandate Expenses				
SALARY AND WAGES	\$54,023,754	\$57,905,897	\$3,882,143	7%
OVERTIME	\$1,206,285	\$1,046,403	-\$159,882	-13%
PREMIUM PAY	\$693,652	\$838,985	\$145,333	21%
FRINGE	\$24,295,335	\$24,351,687	\$56,352	0%
OTHER FINANCE	\$8,608,548	\$10,716,896	\$2,108,348	24%
OTHER CAPITAL EQUIPMENT	\$499,743	\$489,925	-\$9,818	-2%
AUTOMOTIVE EQUIPMENT	\$391,000	\$316,181	-\$74,819	-19%
HIGHWAY EQUIPMENT	\$25,500	\$25,500	\$0	0%
ALL OTHER CONTR. SVCS.	\$5,752,212	\$5,718,506	-\$33,706	-1%
OTHER	\$24,308,587	\$37,701,999	\$13,393,412	55%
OTHER SUPPLIES	\$1,376,779	\$1,371,954	-\$4,825	0%
VEHICLES FUEL AND MAINTENANCE	\$1,378,262	\$1,617,026	\$238,764	17%
MAINTENANCE	\$699,350	\$699,114	-\$236	0%
HIGHWAY MATERIALS	\$3,979,581	\$3,768,780	-\$210,801	-5%
PROGRAM EXPENSE	\$42,343,542	\$42,948,645	\$605,103	1%
TRAVEL TRAINING	\$659,438	\$755,073	\$95,635	14%
RENT	\$542,016	\$560,892	\$18,876	3%
PROFESSIONAL SERVICES	\$11,494,201	\$10,904,689	-\$589,512	-5%
UTILITIES	\$1,481,585	\$1,826,056	\$344,471	23%
NON-MANDATE EXPENSES TOTAL	\$183,759,370	\$203,564,208	\$19,804,838	11%
Mandate Expenses				
MANDATE - ASGN COUN	\$2,020,000	\$3,876,532	\$1,856,532	92%
MANDATE - PREK AND EI	\$6,583,000	\$5,945,000	-\$638,000	-10%
MANDATE - MEDICAL	\$1,250,889	\$1,250,889	\$0	0%
MANDATE - ECON SEC	\$9,905,673	\$13,028,694	\$3,123,021	32%
MANDATE - CHILD CARE	\$9,342,471	\$8,800,470	-\$542,001	-6%
MANDATE - MEDICAID	\$10,524,407	\$11,777,634	\$1,253,227	12%
MANDATE EXPENSES TOTAL	\$39,626,440	\$44,679,219	\$5,052,779	13%
Total Expense	\$223,385,810	\$248,243,427	-	-
Revenues				
LOCAL REVENUES	\$41,423,830	\$40,627,349	-\$796,481	-2%
OTHER REVENUES	\$13,730,526	\$13,890,881	\$160,355	1%
USE OF FUND BALANCE	\$1,479,524	\$215,400	-\$1,264,124	-85%
INTERFUND TRANSFER AND REVENUE	\$13,855,445	\$14,076,560	\$221,115	2%
STATE AID	\$36,024,728	\$46,182,003	\$10,157,275	28%
FEDERAL AID	\$23,893,266	\$30,120,869	\$6,227,603	26%
REVENUES TOTAL	\$130,407,319	\$145,113,062	\$14,705,743	11%
Sales Tax and Unallocated Rev	\$40,580,970	\$43,453,828	\$2,872,858	7%
Total Revenues	\$170,988,289	\$188,566,890	-	-
Net Local	\$52,397,521	\$59,676,537	-	-
Use of Fund Balance	\$5,070,342	\$0	-\$5,070,342	-100%
Property Tax Levy	\$47,327,179	\$59,676,537	-	-

Budget - Local Dollars - Target, Requests, & Recommended

2024 Operating Budget

	TARGET	OTR REQUESTED	OTR - RECOMMENDED
	FY2024	FY2024	FY2024
Expenses			
Airport	\$4,764,712	\$1,140,980	\$1,140,980
Assessment	\$1,386,953	\$178,215	-
Assigned Counsel	\$4,554,212	-	-
Board of Elections	\$1,162,492	\$199,332	\$25,229
Capital Program	\$7,124,144	-	-
Contingent Fund	\$1,250,000	-	-
Cooperative Extension	\$759,192	\$100,000	\$100,000
County Administration	\$1,617,386	\$991,657	\$846,661
County Attorney	\$579,636	-	-
County Clerk and Motor Vehicles	\$1,739,730	-	-
County Historian	\$15,300	\$3,500	-
County Office for the Aging	\$2,858,294	-	-
County Wide Services	\$14,423,122	-	-
Debt Service	\$6,794,152	-	-
Department of Social Services	\$55,643,450	-	-
District Attorney	\$2,303,727	\$24,530	\$24,531
Emergency Response	\$5,421,533	\$709,037	-
Facilities	\$4,835,654	-	-
Finance	\$1,683,824	\$182,892	\$110,744
General Fund Interfund Contributions	\$8,073,514	\$1,140,980	\$1,140,980
General Fund Revenues	\$0	-	-
Highway and Highway Machinery	\$8,810,191	-	-
History Center in Tompkins County	\$48,948	-	-
Human Resources	\$1,391,567	\$19,087	-
Human Rights, Office of	\$249,180	\$23,000	-
Human Services Coalition Agencies	\$1,687,099	\$234,972	\$129,472
Human Services Coalition Agency Services	\$524,348	\$90,000	\$90,000
Information Technology Services	\$2,186,860	-	-
Insurance Reserve	\$643,500	-	-
Ithaca Area Economic Development	\$292,465	\$75,000	-
Ithaca Tompkins Transportation	\$397,946	-	-
Legislature	\$958,830	\$49,139	-
Memorial Celebrations	\$8,000	\$2,000	-
Other Funds	\$95,200	-	-
Outside Colleges	\$450,000	-	-
Planning and Sustainability, Department of	\$1,388,634	\$84,474	\$60,000
Probation	\$3,630,852	\$100,638	-
Rural Library Services	\$220,026	-	-
Sheriff's Office - Jail	\$5,700,836	\$17,500	-
Sheriff's Office - Road	\$7,710,137	\$619,027	\$303,389
Soil & Water Conservation District	\$353,088	-	-
Solid Waste and Recycling Management	\$9,195,022	-	-
SPCA	\$34,382	-	-

	TARGET	OTR REQUESTED	OTR - RECOMMENDED
	FY2024	FY2024	FY2024
TCAT	\$21,979,064	\$88,381	\$48,598
Tompkins Cortland Community College (TC3)	\$3,027,387	\$281,000	\$281,000
Tompkins County Area Development	\$270,380	-	-
Tompkins County Public Library	\$4,071,793	\$260,039	-
Tourism Promotion	\$3,646,552	-	-
Veterans Service Agency	\$282,812	-	-
Weights and Measures	\$128,476	-	-
Whole Health	\$30,646,557	\$885,849	\$635,793
Workforce Development	\$1,759,851	-	-
Youth Services	\$1,675,502	\$111,628	\$20,001
Youth Services Recreation Partnership	\$347,908	\$30,468	-
ZZZ Unused	\$0	-	-
EXPENSES TOTAL	\$240,804,420	\$7,643,324	\$4,957,378
Revenues			
Airport	\$4,764,712	\$1,140,980	\$1,140,980
Assessment	\$61,333	-	-
Assigned Counsel	\$2,084,723	-	-
Board of Elections	\$139,355	-	-
Capital Program	\$0	-	-
Cooperative Extension	\$0	-	-
County Administration	\$123,814	\$235,194	\$235,194
County Attorney	\$16,200	-	-
County Clerk and Motor Vehicles	\$1,190,310	-	-
County Historian	\$0	-	-
County Office for the Aging	\$1,852,304	-	-
County Wide Services	\$14,423,122	-	-
Debt Service	\$6,794,152	-	-
Department of Social Services	\$31,361,026	-	-
District Attorney	\$307,119	-	\$24,531
Emergency Response	\$1,474,319	-	-
Facilities	\$42,280	-	-
Finance	\$337,932	-	-
General Fund Interfund Contributions	\$310,000	-	-
General Fund Revenues	\$52,316,087	-	-
Highway and Highway Machinery	\$8,860,000	-	-
History Center in Tompkins County	\$0	-	-
Human Resources	\$0	-	-
Human Rights, Office of	\$0	-	-
Human Services Coalition Agencies	\$475,034	-	-
Human Services Coalition Agency Services	\$0	-	-
Information Technology Services	\$70,619	-	-
Insurance Reserve	\$16,289	-	-
Ithaca Area Economic Development	\$0	-	-
Ithaca Tompkins Transportation	\$397,946	-	-
Legislature	\$0	-	-
Memorial Celebrations	\$0	-	-
Other Funds	\$95,200	-	-
Outside Colleges	\$0	-	-
Planning and Sustainability, Department of	\$223,403	-	-
Probation	\$713,813	-	-
Rural Library Services	\$0	-	-
Sheriff's Office - Jail	\$147,752	-	-
Sheriff's Office - Road	\$522,095	-	-
Solid Waste and Recycling Management	\$9,195,022	-	-
TCAT	\$20,997,762	-	-
Tompkins County Area Development	\$0	-	-
Tompkins County Public Library	\$0	-	-
Tourism Promotion	\$3,646,552	-	-
Veterans Service Agency	\$125,000	-	-

	TARGET	OTR REQUESTED	OTR - RECOMMENDED
	FY2024	FY2024	FY2024
Weights and Measures	\$23,000	-	-
Whole Health	\$21,652,866	\$16,593	\$16,593
Workforce Development	\$1,826,655	-	-
Youth Services	\$407,972	-	-
Youth Services Recreation Partnership	\$260,931	\$22,851	-
REVENUES TOTAL	\$187,256,699	\$1,415,618	\$1,417,298
Local Share	\$53,547,721	\$6,227,706	\$3,540,080

Unallocated Revenues

2024 Operating Budget

	2023 ADOPTED	2024 REQUESTED		% Variance
	FY2023	2024	\$ Variance	
Revenues				
41110 - SALES TAX 3%	\$40,580,970	\$43,453,828	\$2,872,858	7%
41051 - GAIN FROM SALE TAX PROP	\$35,000	\$35,000	\$0	0%
41081 - PYMTS IN LIEU TAXES	\$781,671	\$886,907	\$105,236	13%
41090 - INT & PENALTIES PROP TAXE	\$960,000	\$960,000	\$0	0%
41113 - ROOM TAX	\$207,952	\$377,380	\$169,428	81%
41189 - DEED TRANSFER TAX	\$1,200,000	\$1,100,000	-\$100,000	-8%
41255 - CLERK FEES	\$1,300,000	\$1,200,000	-\$100,000	-8%
42401 - INTEREST & EARNINGS	\$100,000	\$800,000	\$700,000	700%
42681 - LEGAL SETTLEMENTS	\$650,000	\$650,000	\$0	0%
42705 - GIFTS & DONATIONS	\$34,560	\$34,560	\$0	0%
42410 - RENTS	\$275,999	\$275,999	\$0	0%
41082 - USE OF RESERVES	\$5,070,342	\$0	-\$5,070,342	-100%
41091 - TAX INSTALL SERVICE CHARG	\$160,000	\$160,000	\$0	0%
42770 - OTHER MISCELL REVENUES	\$172,413	\$172,413	\$0	0%
43016 - CASINO LIC FEE/GAMING REV	\$2,100,000	\$2,100,000	\$0	0%
43021 - COURT FACILITIES AID	\$110,000	\$110,000	\$0	0%
42796 - APPROPRIATED FUND BALANCE	\$1,282,399	\$0	-\$1,282,399	-100%
REVENUES TOTAL	\$55,021,306	\$52,316,087	-\$2,705,219	-5%
Total Expense	-	-	-	-

Tompkins County Full-Time Equivalents

2024 Operating Budget

	FTE INFORMATION					
	2019	2020	2021	2022	2023	2024
FTEs						
Airport	15	15	15	15	15	15
Assessment	12	13	11	11	12	12
Assigned Counsel	4	6	5	6	6	6
Board of Elections	7	10	9	15	15	15
County Administration	9	11	9	14	15	13
County Attorney	3	3	3	4	4	4
County Clerk and Motor Vehicles	21	22	20	21	20	19
County Office for the Aging	13	13	11	12	13	15
Department of Social Services	178	181	180	181	185	188
District Attorney	14	16	15	15	16	16
Emergency Response	31	32	28	31	35	34
Facilities	33	34	33	33	34	32
Finance	13	13	13	13	16	15
Highway and Highway Machinery	42	46	39	40	40	39
Human Resources	10	10	9	12	11	11
Human Rights, Office of	3	3	3	3	3	2
Information Technology Services	13	12	15	16	16	14
Ithaca Tompkins Transportation	3	3	3	3	3	3
Legislature	17	18	18	18	18	18
Planning and Sustainability, Department of	11	11	10	11	11	11
Probation	37	36	32	32	32	32
Sheriff's Office - Jail	51	51	50	50	50	48
Sheriff's Office - Road	46	49	48	54	55	61
Solid Waste and Recycling Management	14	14	14	14	16	16
Transportation Planning	1	1	1	1	3	3
Veterans Service Agency	-	1	1	2	3	2
Weights and Measures	2	2	1	1	1	1
Whole Health	131	132	117	125	138	140
Workforce Development	16	17	19	19	19	17
Youth Services	5	5	4	4	4	3
FTEs TOTAL	753	780	736	774	805	805

Tompkins County Human Service Mandates

2024 Operating Budget

1 Mandated Services

	2023 BUDGET	2023 ACTUAL	2024 CNTY TARGET
	FY2023	FY2023	2024
Expenses			
Assigned Counsel	\$2,020,000	\$1,398,293	\$3,876,532
Department of Social Services	\$29,772,551	\$20,166,918	\$33,606,798
Outside Colleges	\$400,000	\$248,330	\$450,000
Sheriff's Office - Jail	\$450,024	\$262,950	\$450,024
Whole Health	\$7,383,865	\$3,367,888	\$6,745,865
EXPENSES TOTAL	\$40,026,440	\$25,444,379	\$45,129,219
Revenues			
Assigned Counsel	\$225,000	\$253,165	\$1,714,446
Department of Social Services	\$12,738,279	\$6,239,812	\$15,000,386
Outside Colleges	\$0	-	\$0
Sheriff's Office - Jail	\$0	-	\$0
Whole Health	\$4,072,620	\$2,544,304	\$3,580,000
REVENUES TOTAL	\$17,035,899	\$9,037,281	\$20,294,832
Calculation	\$22,990,541	\$16,407,098	\$24,834,387

Department of Social Services Mandate

	2023 BUDGET	2023 ACTUAL	2024 CNTY TARGET
	FY2023	FY2023	2024
Expenses			
Department of Social Services			
6055 - DAYCARE	\$2,030,634	\$1,616,364	\$2,962,551
6109 - FAMILY ASSISTANCE	\$2,964,378	\$2,474,179	\$3,613,092
6140 - SAFETY NET	\$4,756,770	\$3,854,986	\$6,349,517
6141 - FUEL CRISIS ASSIST. STATE	\$75,000	\$31,599	\$75,000
6142 - EMERG. AID TO ADULTS	\$78,891	\$20,822	\$28,534
6070 - PURCHASE OF SERVICES	\$1,446,941	\$952,451	\$1,837,781
6106 - SPEC. NEEDS ADULT FAM.	\$2,000	-	\$9,000
6110 - AID TO DEPENDENT CHILD.II	\$0	-	-
6119 - CHILD CARE	\$7,114,073	\$4,282,984	\$6,157,682
6123 - DELINQUENT CARE	\$579,457	\$307,447	\$668,912
6129 - STATE TRAINING SCHOOLS	\$200,000	-	\$127,095
6100 - MEDICAID	\$10,521,407	\$6,626,086	\$11,767,634
6101 - MEDICAL ASSISTANCE	\$3,000	-	\$10,000
6102 - MEDICAL ASSISTANCE STATE	\$0	-	-
DEPARTMENT OF SOCIAL SERVICES TOTAL	\$29,772,551	\$20,166,918	\$33,606,798
EXPENSES TOTAL	\$29,772,551	\$20,166,918	\$33,606,798
Revenues			
Department of Social Services			
6055 - DAYCARE	\$1,959,882	\$1,125,933	\$2,891,799
6109 - FAMILY ASSISTANCE	\$2,711,474	\$1,149,377	\$3,603,897
6140 - SAFETY NET	\$1,633,760	\$1,001,443	\$2,095,902
6141 - FUEL CRISIS ASSIST. STATE	\$75,000	\$43,274	\$75,000
6142 - EMERG. AID TO ADULTS	\$39,871	\$6,446	\$16,109
6070 - PURCHASE OF SERVICES	\$845,413	\$669,576	\$1,128,095
6106 - SPEC. NEEDS ADULT FAM.	\$2,000	-	\$9,000
6110 - AID TO DEPENDENT CHILD.II	\$0	-	-
6119 - CHILD CARE	\$4,983,436	\$2,207,134	\$4,655,829
6123 - DELINQUENT CARE	\$484,443	-	\$514,755
6129 - STATE TRAINING SCHOOLS	\$0	-	\$0
6100 - MEDICAID	\$0	-	\$0
6101 - MEDICAL ASSISTANCE	\$3,000	\$36,630	\$10,000
6102 - MEDICAL ASSISTANCE STATE	\$0	-	-
DEPARTMENT OF SOCIAL SERVICES TOTAL	\$12,738,279	\$6,239,812	\$15,000,386
REVENUES TOTAL	\$12,738,279	\$6,239,812	\$15,000,386
Calculation	\$17,034,272	\$13,927,106	\$18,606,412

Assigned Counsel Mandate

	2023 BUDGET	2023 ACTUAL	2024 CNTY TARGET
	FY2023	FY2023	2024
Expenses			
Assigned Counsel			
1171 - DEFENSE OF INDIG. ATTYS.	\$2,020,000	\$1,398,293	\$3,876,532
ASSIGNED COUNSEL TOTAL	\$2,020,000	\$1,398,293	\$3,876,532
EXPENSES TOTAL	\$2,020,000	\$1,398,293	\$3,876,532
Revenues			
Assigned Counsel			
1171 - DEFENSE OF INDIG. ATTYS.	\$225,000	\$253,165	\$1,714,446
ASSIGNED COUNSEL TOTAL	\$225,000	\$253,165	\$1,714,446
REVENUES TOTAL	\$225,000	\$253,165	\$1,714,446
Calculation	\$1,795,000	\$1,145,127	\$2,162,086

Outside Colleges

	2023 BUDGET	2023 ACTUAL	2024 CNTY TARGET
	FY2023	FY2023	2024
Expenses			
Outside Colleges	\$400,000	\$248,330	\$450,000
EXPENSES TOTAL	\$400,000	\$248,330	\$450,000
Revenues			
Outside Colleges	\$0	-	\$0
REVENUES TOTAL	\$0	-	\$0
Calculation	\$400,000	\$248,330	\$450,000

Sheriff's Office Jail Mandate

	2023 BUDGET	2023 ACTUAL	2024 CNTY TARGET
	FY2023	FY2023	2024
Expenses			
Sheriff's Office - Jail	\$450,024	\$262,950	\$450,024
EXPENSES TOTAL	\$450,024	\$262,950	\$450,024
Revenues			
Sheriff's Office - Jail	\$0	-	\$0
REVENUES TOTAL	\$0	-	\$0
Calculation	\$450,024	\$262,950	\$450,024

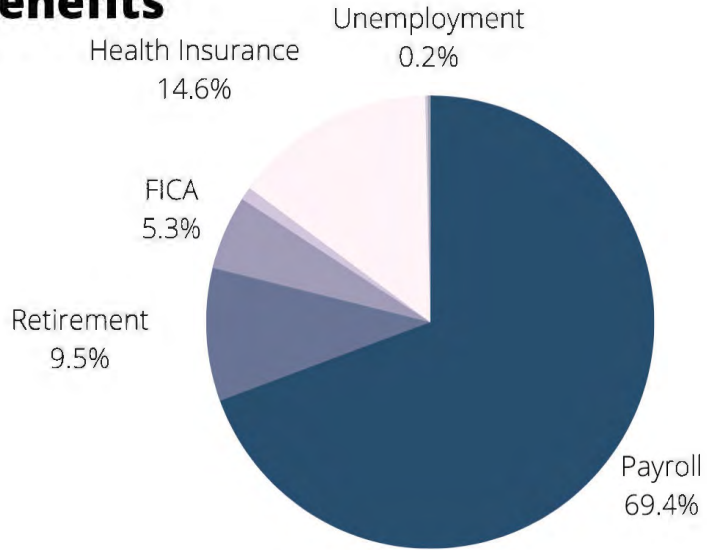
Whole Health Mandate

	2023 BUDGET	2023 ACTUAL	2024 CNTY TARGET
	FY2023	FY2023	2024
Expenses			
Whole Health	\$7,383,865	\$3,367,888	\$6,745,865
EXPENSES TOTAL	\$7,383,865	\$3,367,888	\$6,745,865
Revenues			
Whole Health	\$4,072,620	\$2,544,304	\$3,580,000
REVENUES TOTAL	\$4,072,620	\$2,544,304	\$3,580,000
Calculation	\$3,311,245	\$823,585	\$3,165,865

Payroll and Benefits

2024 Tompkins County Operating Budget

Payroll and Benefits



	2023 Adopted	2024 Recommended	% Change
Payroll	\$50,806,999	\$55,898,158	10.0%
Retirement	\$6,066,951	\$7,645,728	26.0%
FICA	\$3,886,735	\$4,276,209	10.0%
Workers Comp	\$750,000	\$750,000	0%
Health Insurance	\$11,454,901	\$11,741,366	2.5%
Supp Benefits	\$150,000	\$155,000	3.3%
Unemployment Insurance	\$135,000	\$135,000	0%
Total Fringe Benefits	\$22,443,587	\$24,703,303	10.1%
Fringe Benefit Rate	44.17%	44.19%	

Constitutional Tax Limit and Debt Limit

2024 Tompkins County Operating Budget

Constitutional Tax Margin and Debt Limit 2024 Recommended Budget

2022 Constitutional Tax Margin	
Total Taxing Power	\$133,438,097
Tax Levy Subject to Tax Limit	\$46,162,645
Tax Margin Available	\$87,275,452
% of Taxing Power - 2023	34.59%
% of Taxing Power - 2022	35.25%
% of Taxing Power - 2021	36.48%

2023 Constitutional Debt Limit	
Debt Limit	\$622,711,120
Total Indebtedness	\$66,185,000
Debt Capacity Available	\$556,526,120
% of Debt Limit - 2023	10.63%
% of Debt Limit - 2022	9.87%
% of Debt Limit - 2021	9.54%
% of Debt Limit - 2020	10.31%

Constitution Tax Margin = 1.5 % of 5 year average full valuation
 Constitution Debt Limit = 7% of 5 year average full valuation
 2023 5 year average full valuation - \$10,050,000,000
 2022 5 year average full valuation - \$ 9,291,950,227



What is the Constitutional Debt Limit?

In New York State, there are limits to how much debt a local government or school district can incur.

For counties, cities, towns and villages:

- The debt limit is a percentage of the five-year average full valuation of taxable property within a municipality.
- Debt issued for the purpose of water supply and distribution and certain types of short term

(source: <https://www.osc.state.ny.us/local-government/required-reporting/constitutional-debt-limit>)

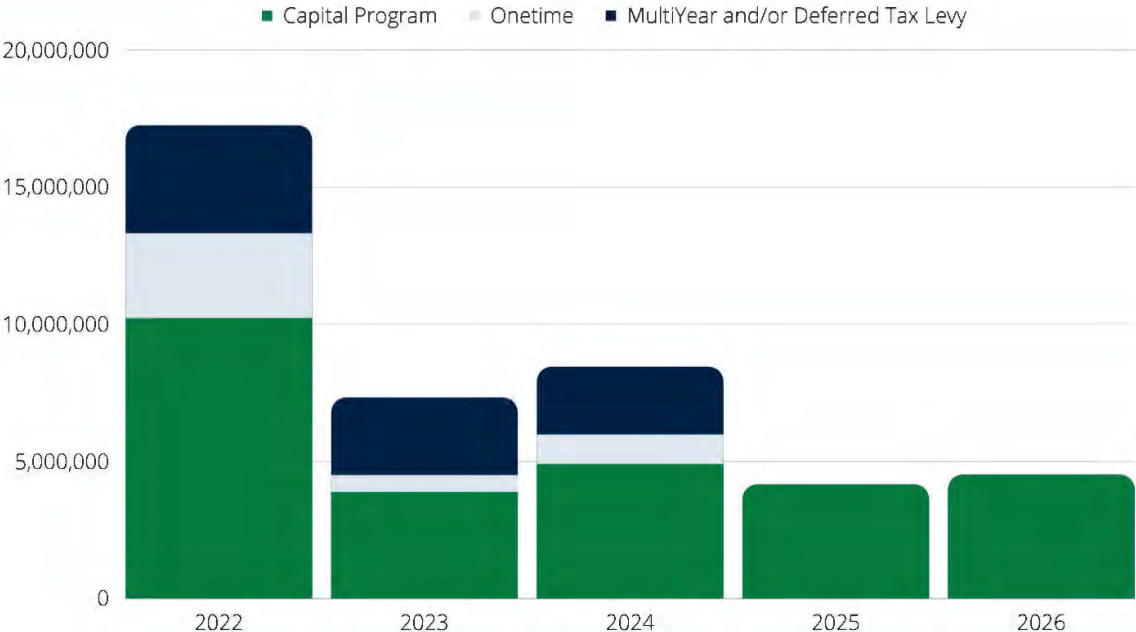
Appropriated Fund Balances

2024 Tompkins County Operating Budget

Appropriated Fund Balance Actuals/Estimates

	2022	2023	2024	2025	2026
Capital Program	\$10,218,854	\$3,884,962	\$4,900,000	\$4,145,000	\$4,500,000
Onetime	\$3,089,243	\$615,181	\$1,075,000		
Multi-Year and/or Deferred Tax Levy	\$3,939,602	\$2,811,651	\$2,465,075		
ARPA funds used in place of using in place of fund balance		\$1,593,435			

Multi-Year and/or Deferred Tax Levy takes into consideration the over target requests that, if successful, will likely continue to be an ongoing expense that will be included in the tax levy.



Property Tax Cap Summary

2024 Tompkins County Operating Budget

	2023 Adopted	2024 Estimate
NYS Cap Limits		
Increase in Tax Levy (%)	2.58%	3.54%
Increase in Tax Levy (\$)	\$1,353,448	\$1,855,764
Total Tax Levy at Cap	\$53,752,907	\$54,253,285
Tompkins County Administrator Recommended Levy		
Increase in Tax Levy (%)	0.00%	2.00%
Increase in Tax Levy (\$)	\$-2,615,795	\$1,040,957
Total Tax Levy	\$53,671,694	\$53,438,478
Resulting Annual Carryover	\$0*	\$0*



As permitted by law:

Authorization to Override Cap, Local Law: No. 3 of 2022 – A Local Law Overriding Tax Levy Limit for 2023

Authorization to Override, repealed by Local Law: NA

*NYS Estimated Annual Carryover based on the actual difference between Levy and Levy Cap or 1.5% of 2023 Levy Limit, whichever is lower.

Room Tax

2024 Tompkins County Operating Budget

Budgeting 2024 Room Tax Revenues for the Department of Planning & Sustainability

Calculating the room tax to be direct budgeted from 41113 to TCDPS and Unallocated Revenues

\$	4,442,000	Projected 2024 Room Tax Revenue
	10%	of Projected Room Tax Revenue
\$	444,200	for County Tax Administration (per local law)
\$	107,277	for Tourism Program Director / Principal Planner position
		Remainder belongs in:
\$	3,890,523	6475 - Tourism Promotion & Community Arts Partnership
	4%	of Projected Room Tax Revenue
\$	177,680	for Ithaca Downtown Conference Center (6475-54802)

Places in the budget to find 41113 - Room Tax as revenues:

Amount	Unit #	Department
\$	3,890,523	6475 Tourism Promotion & Community Arts Partnership

Amount	Unit #	Components of the Planning Department Administration not Part of the Administrative 10%
\$	107,277	8020 Community Planning (Tourism Program Director)

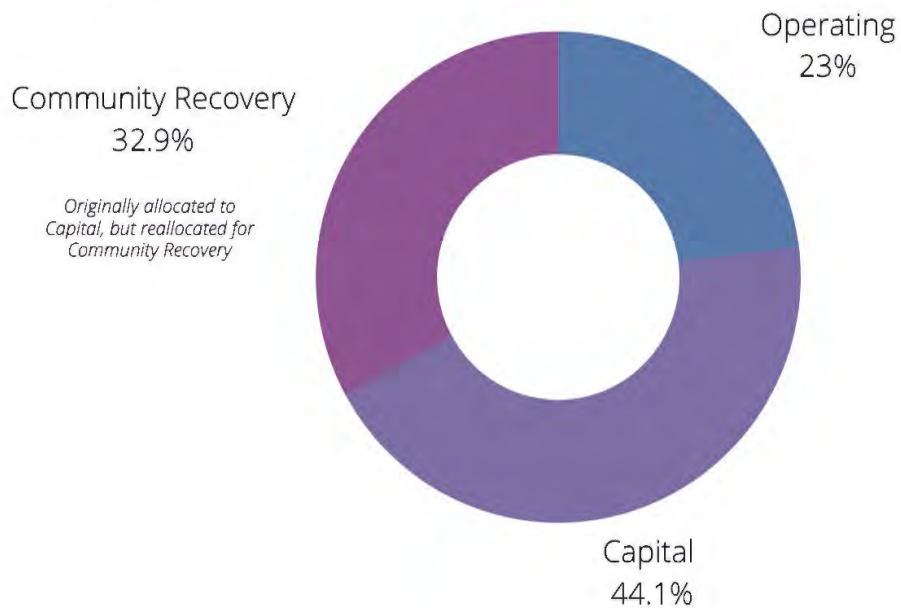
Amount	Unit #	Components of the Administrative 10%
\$	67,562	8020 Community Planning
\$	16,314	1989 Risk Management (County Administration)
\$	19,577	1310 Treasury (Budget & Finance)
\$	26,103	1315 Accounting (Comptroller)
\$	3,264	1420 County Attorney
\$	311,380	9999 Unallocated Revenues
\$	444,200	10% of Projected Room Tax

Amount	Unit #	Components of 8020 - Community Planning
\$	67,562	8020 Part Time Staff Support (3 Positions)
\$	107,277	8020 Tourism Program Director / Principal Planner

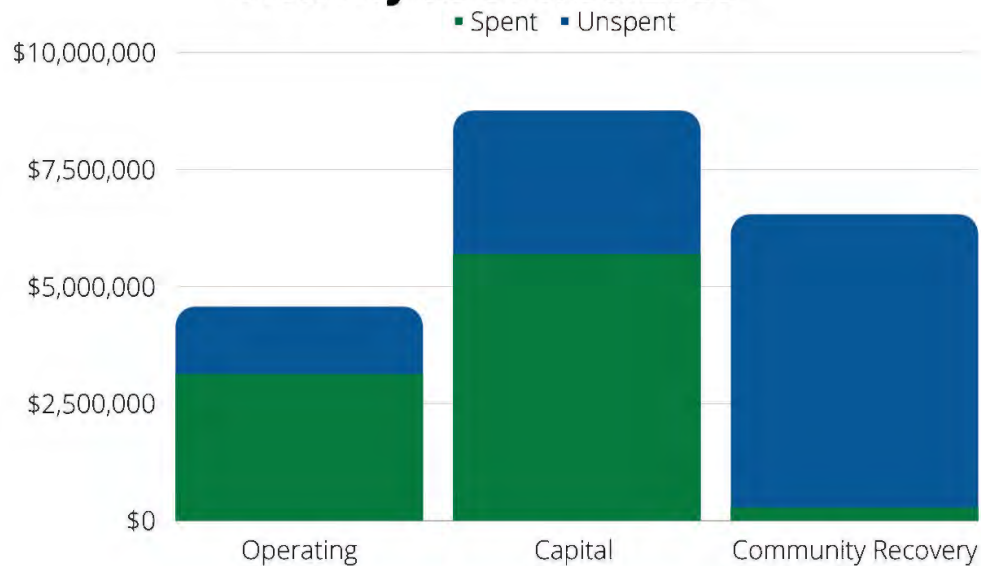
American Rescue Plan

2024 Tompkins County Operating Budget

2021-2023 American Rescue Plan (ARPA) Funds Allocation



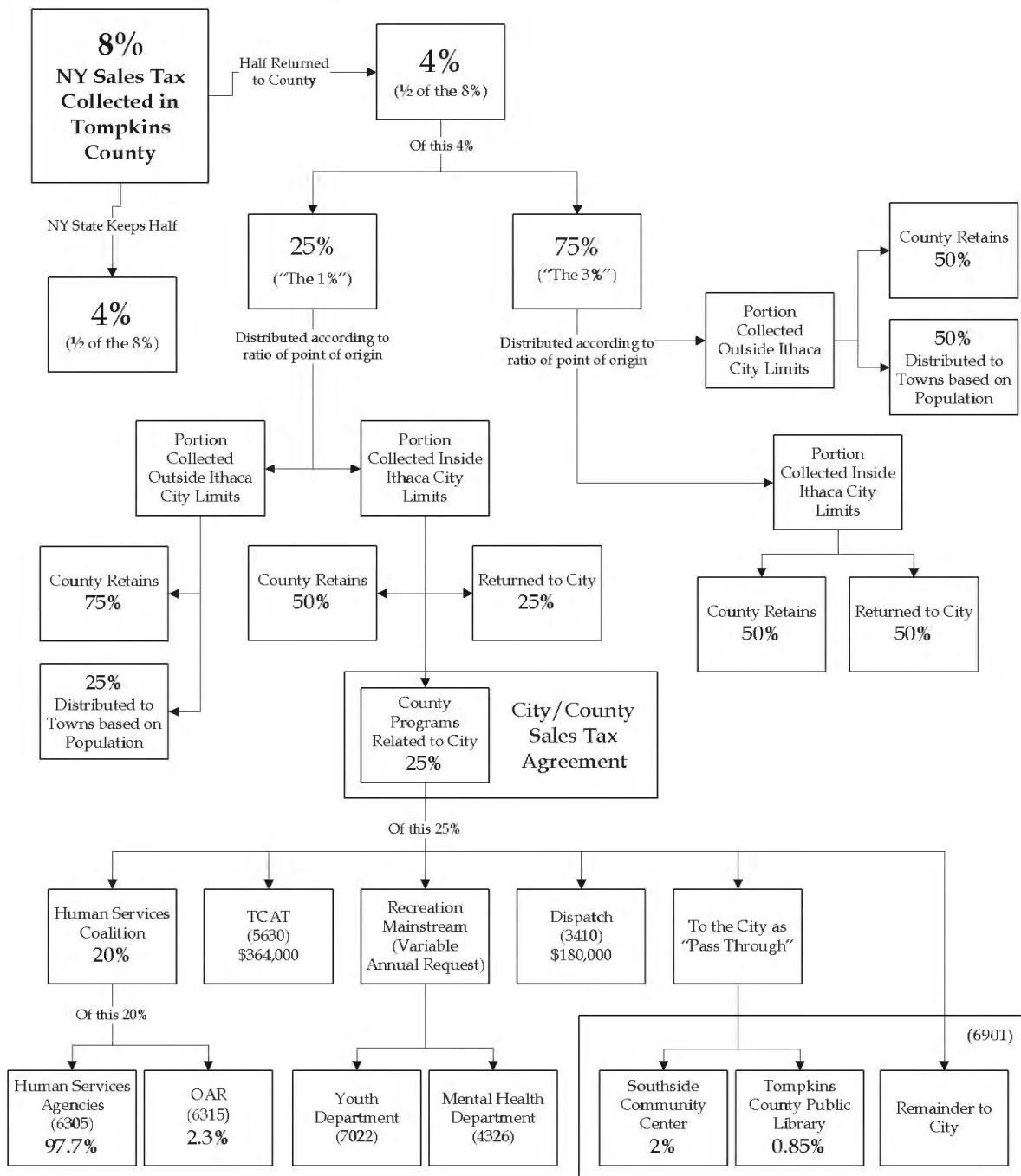
2021 - 2023 ARPA Funds Activity as of 6/30/2023



Sales Tax Distribution Diagram

2024 Tompkins County Operating Budget

How Sales Tax is Distributed in Tompkins County




SECTION 3

CAPITAL PLAN

Thank you for living Tompkins County's values.

Respect.

We embrace a safe and inclusive culture and treat others with dignity, understanding, and compassion.



Capital Improvement Projects

Summary of Total Cost and Local Share

Airport Projects Total Cost

Proposal Name	Amount
Airport - ARFF SRE Building	\$29,953,800
Airport - Acquire SRE Equipment (Blower/Broom)	\$1,300,000
Airport - Aircraft Rescue & Fire Fighting/Structural Vehicle & Equipment	\$1,500,000
Airport - Canopy Covered Access Road, Electric Charging Stations & Solar Panels	\$1,000,000
Airport - Master Plan/Pavement Management Plan	\$680,000
Airport - Obstruction Study and Removal	\$850,000
Airport - Passenger Terminal Baggage Claim Carousel	\$767,000
Airport - Rehabilitate General Aviation (GA) Apron - Construction	\$1,420,000
Airport - Runway Lighting & Signage - Rehabilitation - LED	\$2,090,000
Airport - Terminal Apron Rehabilitation	\$4,732,000
	\$44,292,800

Airport PFC

Proposal Name	Amount
Airport - ARFF SRE Building	\$1,269,316
Airport - Acquire SRE Equipment (Blower/Broom)	\$65,000
Airport - Aircraft Rescue & Fire Fighting/Structural Vehicle & Equipment	\$75,000
Airport - Canopy Covered Access Road, Electric Charging Stations & Solar Panels	\$50,000
Airport - Master Plan/Pavement Management Plan	\$34,000
Airport - Obstruction Study and Removal	\$42,500
Airport - Passenger Terminal Baggage Claim Carousel	\$38,350
Airport - Rehabilitate General Aviation (GA) Apron - Construction	\$71,000
Airport - Runway Lighting & Signage - Rehabilitation - LED	\$104,500
Airport - Terminal Apron Rehabilitation	\$236,600
	\$1,986,266

Emergency Services Total Cost

Proposal Name	Amount
34.05 EQUIPMENT R&R 2021-25	\$1,243,191
34.30 Backup Dispatch Center/Systems Upgrade	\$2,970,551
	\$4,213,742

Emergency Services Local Share

Proposal Name	Amount
34.05 EQUIPMENT R&R 2021-25	\$1,243,191
34.30 Backup Dispatch Center/Systems Upgrade	\$2,970,551
	\$4,213,742

Facilities Projects Total Cost

Proposal Name	Amount
16.08 Facilities Restoration Project	\$9,600,000
16.15 Center of Government	\$40,000,000
Cold Storage Building	\$670,000
Green Facilities	\$30,643,992
Voting Machines	\$625,000
	\$81,538,992

Facilities Projects Local Share

Proposal Name	Amount
16.08 Facilities Restoration Project	\$6,800,000
16.15 Center of Government	\$28,600,000
Cold Storage Building	\$390,000
Green Facilities	\$23,546,500
	\$59,336,500

Highway Projects Total Cost

Proposal Name	Amount
51.51 Podunk Road Bridge over Taughannock Creek	\$3,869,000
51.53 Fall Creek Road CR 105, Bridge Rehabilitation over Fall Creek	\$1,925,000
51.91 Highway Machinery 5-Year Plan	\$7,638,000
Commercial Drivers Road Test Site - Airport	\$1,465,000
Falls Road Bridge over Taughannock Creek	\$4,881,000
Midline Road Culvert BridgeNY Grant Project	\$1,178,000
Road Maintenance Program	\$15,600,000
	\$36,556,000

Highway Projects Local Share

Proposal Name	Amount
51.51 Podunk Road Bridge over Taughannock Creek	\$773,800
51.53 Fall Creek Road CR 105, Bridge Rehabilitation over Fall Creek	\$385,000
51.91 Highway Machinery 5-Year Plan	\$7,638,000
Commercial Drivers Road Test Site - Airport	\$1,465,000
Falls Road Bridge over Taughannock Creek	\$244,050
Midline Road Culvert BridgeNY Grant Project	\$58,900
Road Maintenance Program	\$9,600,000
	\$20,164,750

Information Technology Total Cost

Proposal Name	Amount
16.92 ITS INFRASTRUCTURE REPLACEMENT/MAINTENANCE	\$3,766,682
	\$3,766,682

Information Technology Local Share

Proposal Name	Amount
16.92 ITS INFRASTRUCTURE REPLACEMENT/MAINTENANCE	\$3,766,682
	\$3,766,682

Planning and Sustainability Total Cost

Proposal Name	Amount
87.46 AQUIFER STUDY	\$746,321
87.47 NATURAL INFRASTRUCTURE	\$2,400,000
87.48 GREEN FLEET	\$7,705,400
BROADBAND EXPANSION TO UNSERVED AREAS	\$4,275,000
	\$15,126,721

Planning and Sustainability Local Share

Proposal Name	Amount
87.46 AQUIFER STUDY	\$746,321
87.47 NATURAL INFRASTRUCTURE	\$2,400,000
87.48 GREEN FLEET	\$5,974,400
BROADBAND EXPANSION TO UNSERVED AREAS	\$1,068,748
	\$10,189,469

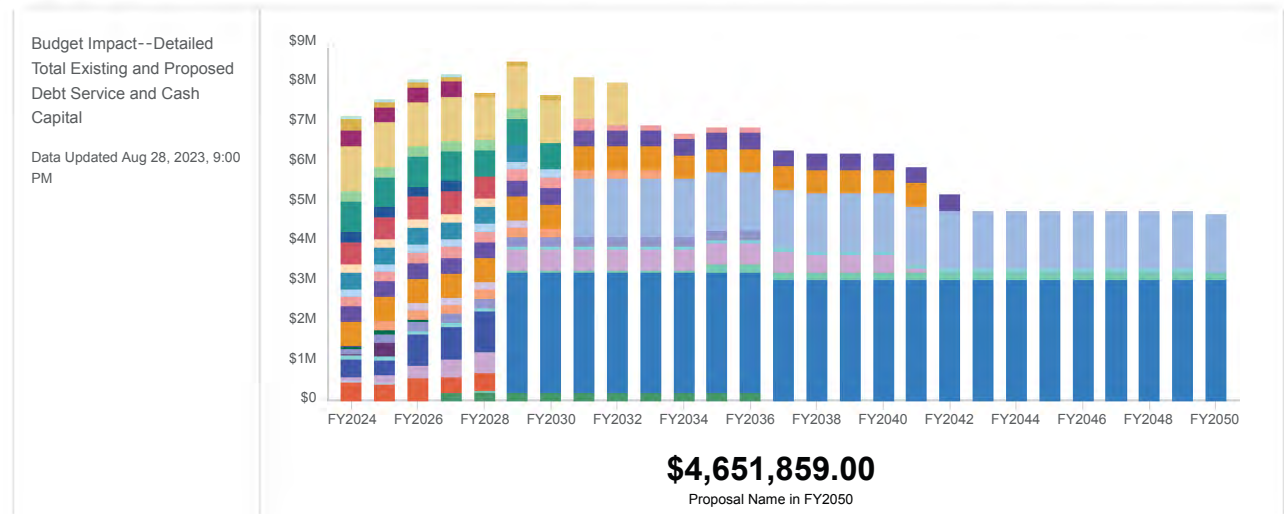
Recycling and Materials Management Total Cost

Proposal Name	Amount
81.60 RSWC Infrastructure - ARP	\$1,618,866
81.61 RSWC Upgrades 2021-2025	\$1,383,571
	\$3,002,437



Tentative Capital Budget and Debt Service

Budget Impact--Detailed Total Existing and Proposed Debt Service and Cash Capital

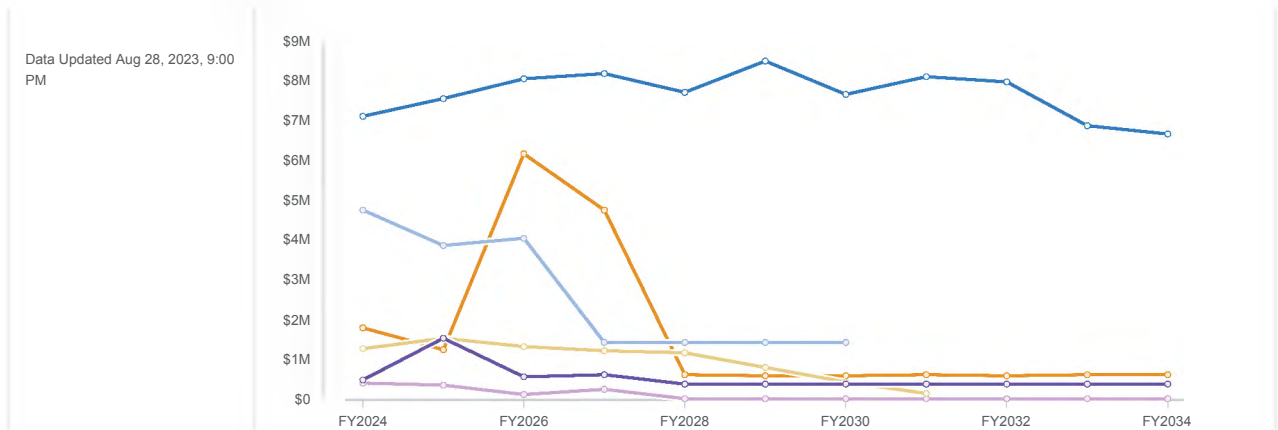


Budget Impact--Detailed Total Existing and Proposed Debt Service

Proposal Name	FY2024	FY2025	FY2026	FY2027
Amount				
2022 - A Various Projects	\$400,633	\$401,955	\$398,074	\$398,643
2014 Refunding of 2005 & 2007	\$383,250	\$386,250	\$378,500	\$384,750
Highway Machinery 5 - Year Plan	\$94,998	\$190,000	\$315,704	\$427,441
2019 Various Projects	\$413,000	\$412,350	\$416,325	\$414,925
2018 Various Projects	\$206,356	\$207,138	\$207,563	\$207,625
Fiscal Agent Fees	\$95,000	\$95,000	\$95,000	\$95,000
BridgeNY Culvert Replacement Projects- CAPITAL RESERVES	\$0	\$224,544	\$224,639	\$225,013
2017 Various Projects	\$555,106	\$559,856	\$564,306	\$563,166
2016 Various Projects	\$265,100	\$265,200	\$260,200	\$265,200
2015 Various Projects	\$766,412	\$735,794	\$734,177	\$738,289
2014 Various Projects	\$265,700	\$262,596	\$266,349	\$264,290
2013 Various Projects	\$288,800	\$118,484	\$119,084	\$108,757
2023 Various Projects	\$596,842	\$596,100	\$595,900	\$594,900
2012 Various Projects	\$82,859	\$84,121	\$82,711	\$83,740

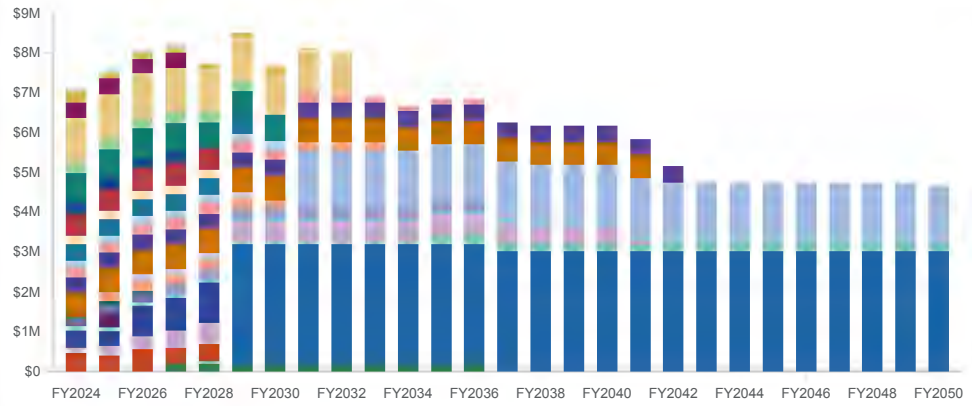
Proposal Name	FY2024	FY2025	FY2026	FY2027
ITS Infrastructure Replacement/Maintenance (2020-2024)	\$432,750	\$385,000	\$540,000	\$395,000
Green Fleet	\$438,000	\$366,500	\$784,500	\$820,000
2014 Refunding of 2010	\$1,122,700	\$1,119,200	\$1,123,950	\$1,116,450
Human Services Building Annex-Mortgage (COFA) i	\$52,000	\$57,183	\$0	\$0
2021 Various Projects	\$218,794	\$216,755	\$276,725	\$274,175
2020 Various Projects	\$194,603	\$197,050	\$199,313	\$196,538
Road Maintenance Program	\$0	\$0	\$0	\$192,582
51.53 Fall Creek Road CR 105, Bridge Rehabilitation over Fall Creek - NEW	\$10,000	\$10,000	\$190,000	\$190,000
Cortland Street Bridge Replacement over Owasco Inlet	\$150,318	\$230,740	\$230,740	\$230,740
Equipment Renewal and Replacement (2021-2025) EMS	\$30,824	\$332,520	\$0	\$0
Aquifer Study Program	\$8,850	\$0	\$0	\$0
Cold Storage	\$50,000	\$100,000	\$50,000	\$0
AMOUNT	\$7,122,894	\$7,554,335	\$8,053,759	\$8,187,223

Capital - Summary of Budget Impact Total Existing and Proposed Debt Service and Cash Capital Outlays



**Future Capital Report
Excluding New - Tax
Levy**

Data Updated Aug 28, 2023, 9:00
PM

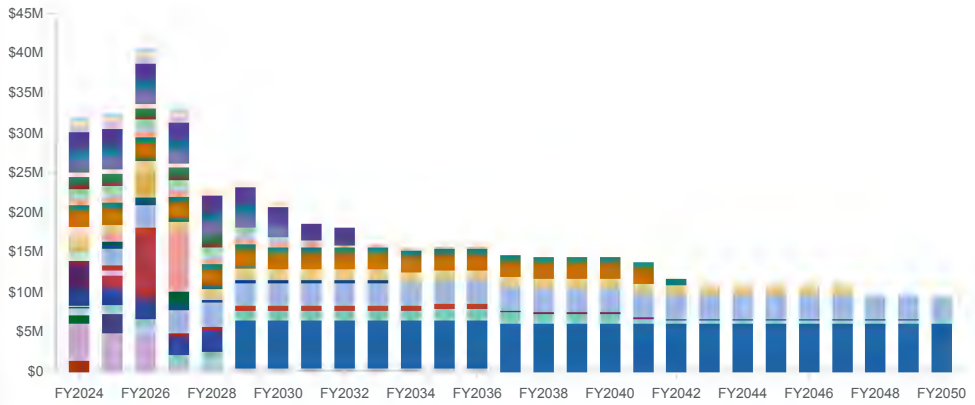


\$4,651,859.00

Proposal Name in FY2050

**Debt Service Future
Expense Report**

Data Updated Aug 28, 2023, 9:00
PM

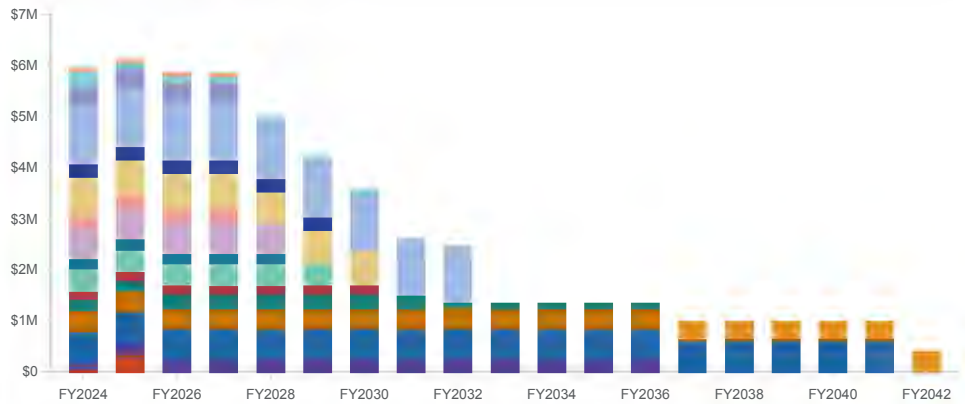


\$9,303,718.00

Proposal Name in FY2050

Debt Service - Current Financial Obligations

Data Updated Aug 28, 2023, 9:00
PM



\$405,600.00

Proposal Name in FY2042

16.08 FACILITIES RESTORATION PROJECT

2024 TOMPKINS COUNTY PROJECT APPROVAL REQUEST (PAR) FORM

Project Name: Facilities Restoration Project

Project: 16.08

Start: 01 / 01 / 2014

Estimated Completion Date: 12 / 31 / 2028

Committee: Facilities and Infrastructure

Project Manager: Arel LeMaro

Program Manager: Arel LeMaro

Department: Facilities Department

Location: 42.4424513,-76.4977345

Total Project Cost: \$9,600,000



PROJECT DESCRIPTION

This request is intended to address facilities capital maintenance/restoration projects and address the backlog of deferred maintenance that currently exists in the County's facilities. Years of underfunding maintenance budgets and underinvesting in County-owned facilities have caused a significant backlog of deferred maintenance.

The purpose of this ongoing multi-year project is to replace building systems, equipment, or components that have exceeded their design life. These fall into the following categories: roofing, HVAC, fire alarm, electrical, site, building envelope, flooring, and elevator. Priority is given to projects that address: 1.) life safety and code compliance issues, and 2.) damage and deterioration of facilities. The overall goal is the maintenance of the functional and financial value of the facilities to the County.

Once deferred maintenance is caught up, the ongoing facility capital maintenance and repair needs in future years will be addressed through this funding. If ongoing needs are not addressed,

the county will likely be faced with the same problem in future years. Funds will be used to correct deficiencies in facilities in worse condition in order to prevent further deterioration.

The Capital Plan continues the approach of methodically planning for investment in County facilities to address a backlog of deferred maintenance with the continuation of the Facility Restoration Project.

In order to address this backlog of deferred maintenance and scheduled building maintenance needs, \$1.4M is being invested annually in the Facilities Restoration Capital Project account.

Several major restoration projects have been completed since 2014 such as fire alarm system upgrades, parking lot restoration projects, roofing replacements, masonry restoration, flooring replacements, elevator modernization, dry sprinkler system upgrade, building safety & security improvements, etc.

Design of a major electrical system upgrade at the Old Jail and Old Courthouse buildings is underway with construction expected to start in late 2023. Parking lot improvements at the Human Services building and Public Works facility are expected to start in fall 2023.

In 2024, we plan to continue with the design and construction of facility improvement projects including roof replacements, elevator modernizations, flooring replacement, envelope improvements, and window replacements.

PROPOSED IMPLEMENTATION SCHEDULE: ANNUAL AND TOTAL FUNDING REQUESTED

Expenses by Category

Worksheet	LTD	2024	2025	2026	2027	2028
Design	\$200,000	\$200,000	\$200,000	\$200,000	\$200,000	\$200,000
Construction	\$2,400,000	\$1,200,000	\$1,200,000	\$1,200,000	\$1,200,000	\$1,200,000
	\$2,600,000	\$1,400,000	\$1,400,000	\$1,400,000	\$1,400,000	\$1,400,000

REVENUE

Revenues by Funding Source

Account Name	LTD	2024	2025	2026	2027	2028
APPROPRIATED FUND BALANCE	\$1,400,000	\$1,400,000	\$0	\$0	\$0	\$0
INTERFUND(A)	\$1,200,000	\$0	\$1,400,000	\$1,400,000	\$1,400,000	\$1,400,000
	\$2,600,000	\$1,400,000	\$1,400,000	\$1,400,000	\$1,400,000	\$1,400,000

16.15 CENTER OF GOVERNMENT

2024 TOMPKINS COUNTY PROJECT APPROVAL REQUEST (PAR) FORM

Project Name: Center of Government

Project: 16.15

Start: 01 / 01 / 2021

Estimated Completion Date: 12 / 31 / 2027

Committee: Facilities and Infrastructure

Project Manager: Arel LeMaro

Program Manager: Arel LeMaro

Department: Facilities Department

Location: Corner of Buffalo Street and North
Tioga Street

Total Project Cost: \$40,000,000

PROJECT DESCRIPTION

In 2021 the County Legislature took action to purchase a property at the corner of Buffalo and North Tioga Streets in the City of Ithaca with the plan of constructing an office building that will serve as the Tompkins County Center of Government. The current estimate for the new construction project totals \$30.6 million. The Center of Government project is budgeted to be funded through a combination of bond proceeds, general funds, and State/Federal grants as outlined in the 2022 Capital Plan.

In February 2022 the County took ownership of the two properties on the 300 block of N. Tioga Street adjacent to the Main Courthouse. The Legislature approved moving forward with a program space study update in April 2022. The space study update was completed and presented to the Facilities & Infrastructure Committee in July 2022.

Decisions regarding whether to proceed with the Center of Government building project are currently under discussion.



Should the Legislature decide to move forward with the Center of Government Building project in 2023, then the focus in late 2023 and all of 2024 would be architectural and engineering design.

PROPOSED IMPLEMENTATION SCHEDULE: ANNUAL AND TOTAL FUNDING REQUESTED

Expenses by Category

Worksheet	LTD	2024	2025	2026	2027	2028
Land	\$3,000,000	\$0	\$0	\$0	\$0	\$0
Construction	\$0	\$35,000,000	\$0	\$0	\$0	\$0
Design	\$2,000,000	\$0	\$0	\$0	\$0	\$0
	\$5,000,000	\$35,000,000	\$0	\$0	\$0	\$0

REVENUE

Revenues by Funding Source

Worksheet	Account Name	LTD	2024	2025	2026	2027	2028
Revenue		\$5,000,000	\$35,000,000	\$0	\$0	\$0	\$0
	APPROPRIATED FUND BALANCE	\$200,000	\$9,200,000	\$0	\$0	\$0	\$0
	OTHER STATE AID	\$0	\$2,000,000	\$0	\$0	\$0	\$0
	INTERFUND(A)	\$4,800,000	\$23,800,000	\$0	\$0	\$0	\$0
		\$5,000,000	\$35,000,000	\$0	\$0	\$0	\$0

16.92 ITS INFRASTRUCTURE REPLACEMENT/MAINTENANCE

2024 TOMPKINS COUNTY PROJECT APPROVAL REQUEST (PAR) FORM

Project Name: ITS INFRASTRUCTURE REPLACEMENT/MAINTENANCE

Project: 16.92

Start: 01 / 01 / 2020

Estimated Completion Date: 12 / 31 / 2028

Committee: Government Operations

Project Manager: Loren Cottrell

Program Manager: Loren Cottrell

Department: Information Technology Services

Location: Various County Buildings

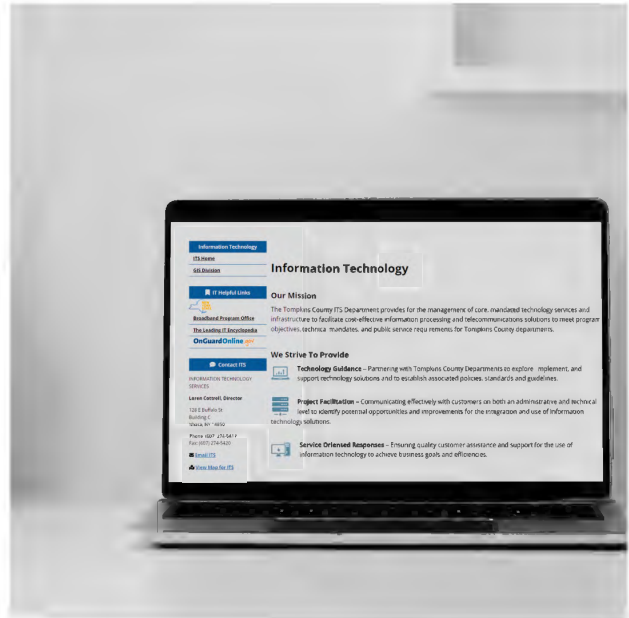
Total Project Cost: \$3,766,682

PROJECT DESCRIPTION

Tompkins County ITS maintains core infrastructure in 17 buildings supporting 27 departments. This equipment includes but is not limited to computers, servers, storage, phones, cameras, uninterruptible power supplies, and network components. The ITS department has determined the need to replace aging equipment to support Tompkins County technology needs and provide a stable platform for departments.

Projects completed to date include:

- Implementation of Uptown data core switch.
- Uptown campus fiber optics upgrades: Sheriff, Terminal, CFR, Health, & DoER.
- Implementation of video security camera storage (DVR) and Salient software upgrades.
- Upgrade of Internet load balancing and redundancy management equipment.
- Upgrade and expansion of Storage Area Network (SAN)



- Firewall upgrade
- Upgrade and expansion of video security camera storage (DVR)
- Implementation of Multi-Factor Authentication to improve IT security and remote access.
- Storage Area Network (SAN) capacity increase and upgrade.
- Firewall replacement at two datacenters.
- Coordination and engineering for the replacement of the Downtown Core Network switch.
- Creation of a countywide centralized computer replacement program.

Significant 2023 projects include:

- Implementation of Virtual Edge Gateway (VEG) for improved off site/remote phone service.
- Design, replacement, and expansion of WiFi Access Points in County facilities.
- Professional services for SharePoint, OneDrive, Intranet project and other Microsoft upgrades.
- Implementation of Downtown data core switch.
- Continued replacement of computer workstations

Significant 2024 projects include:

- Purchase of replacement phone switching gear & desk phones.
- Final decision and implementation of server, database, and application patch management system.
- Purchase and Implementation of replacement DVR servers.
- Replacement of several building UPS systems.
- Replacement of both uptown and downtown load balancing devices
- Cloud Disaster Recovery Backup Solution
- Continued replacement of computer workstations

PROPOSED IMPLEMENTATION SCHEDULE: ANNUAL AND TOTAL FUNDING REQUESTED

Expenses by Category

Worksheet	LTD	2024	2025	2026	2027	2028
Equipment	\$1,364,082	\$494,000	\$370,000	\$515,000	\$380,000	\$430,000
Other	\$98,600	\$40,000	\$15,000	\$25,000	\$15,000	\$20,000
	\$1,462,682	\$534,000	\$385,000	\$540,000	\$395,000	\$450,000

REVENUE

Revenues by Funding Source

Worksheet	Account Name	LTD	2024	2025	2026	2027	2028
Revenue		\$1,462,682	\$534,000	\$385,000	\$540,000	\$395,000	\$450,000
	INTERFUND(A)	\$1,462,682	\$534,000	\$385,000	\$540,000	\$395,000	\$450,000
		\$1,462,682	\$534,000	\$385,000	\$540,000	\$395,000	\$450,000

34.05 EQUIPMENT R&R 2021-25

2024 TOMPKINS COUNTY PROJECT APPROVAL REQUEST (PAR) FORM

Project Name: 34.05 EQUIPMENT R&R 2021-25

Project: 34.05

Start: 01 / 01 / 2021

Estimated Completion Date: 12 / 31 / 2025

Committee: Public Safety

Project Manager: Michael Stitley

Program Manager: Michael Stitley

Department: Emergency Response


Location: 92 Brown Road, Ithaca, NY 14850

Total Project Cost: \$1,243,191

PROJECT DESCRIPTION

The communications equipment that is at the center of the Department of Emergency Response's operations (including all 10 communications tower sites) has a limited reliable life-span and needs to be maintained and/or replaced on a regular cycle to ensure continuity of operations in critical public safety functions. Local dollars would be contributed to this capital project on a regular basis to build up a reserve to fund a regular equipment replacement schedule.

In 2020, the 2nd tower-top amp replacement was completed, microwave upgrade project was completed and scheduled maintenance that had previously been deferred began to be completed. In 2021, scheduled maintenance and capital project planning continued. Tower-top Amps were replaced and roof inspection and maintenance were done on tower shelters.



In 2022, continued scheduled maintenance and roof repair is planned. Additionally, we have been notified of a battery-back up failure which will result in replacement of the tower site battery back-up much earlier than anticipated.

In 2023, continued scheduled maintenance of generators and roof repair/maintenance is planned. Battery replacement had to be planned for much sooner than anticipated. Batteries for all tower sites are on order and will be replaced once they arrive. All remaining shelter roof and wall repairs will be completed.

For 2024, we anticipate the need for cameras to be installed at all tower sites for security. There have been several thefts of copper from the wiring, which causes problems. Security cameras will enable dispatch (and others) to view the sites as needed. We also anticipate needing to build a roadway at the Groton tower site and replacing/moving the propane tank to inside the fenced area due to animal damage.

PROPOSED IMPLEMENTATION SCHEDULE: ANNUAL AND TOTAL FUNDING REQUESTED

Equipment R & R Expense

Worksheet	LTD	2024	2025	2026	2027	2028	Future
Equipment	\$849,847	\$30,824	\$332,520	\$0	\$0	\$0	\$0
Construction	\$30,000	\$0	\$0	\$0	\$0	\$0	\$0
	\$879,847	\$30,824	\$332,520	\$0	\$0	\$0	\$0

REVENUE

Equipment R & R Revenue

Worksheet	Account Name	LTD	2024	2025	2026	2027	2028
Revenue		\$879,847	\$30,824	\$332,520	\$0	\$0	\$0
	INTERFUND(A)	\$879,847	\$30,824	\$332,520	\$0	\$0	\$0
		\$879,847	\$30,824	\$332,520	\$0	\$0	\$0

34.30 BACKUP DISPATCH CENTER/SYSTEMS UPGRADE

2024 TOMPKINS COUNTY PROJECT APPROVAL REQUEST (PAR) FORM

Project Name: Backup Dispatch Center/Systems Upgrade

Project: 34.30

Start: 01 / 01 / 2020

Estimated Completion Date: 12 / 31 / 2024

Committee: Public Safety

Project Manager: Jack Crance

Program Manager: Michael Stitley

Department: Department of Emergency Response

Location: East Hill Plaza

Total Project Cost: \$2,970,551

PROJECT DESCRIPTION

This project was first submitted in 2020 and its justification remains the same - Tompkins County does not currently have a back-up dispatch center in the event that the primary center is deemed unusable for any reason. Since original approval of this project in 2020, Cornell University Police Department has been identified as a partner in this effort.

Approvals by Cornell resulting in Cornell-owned space near campus to be utilized as a shared back-up center. Vendor proposals for a scope of work were approved and contracts signed.

For 2022, the final MOU and lease agreement need to be signed. This is taking longer than anticipated.



CDR meetings have been conducted with the vendor and equipment is being received and staged at DoER.

Phase 1 of the project included a radio upgrade, necessary to enable the system to handle the back-up center. It is scheduled to cut over on 4/28/22. Other anticipated steps include a Motorola Flex CAD system upgrade, Paging system upgrade, Phone and equipment removal and install, fiber install between East Hill Plaza and ITS, old dispatch center equipment removal from IFD and a quote for costs to refurbish the existing primary center. While construction and installation is happening, we will be forming policy and procedures with respect to the back-up center.

The renovation of the existing primary 911 center on Brown Rd will be completed after the backup center is complete.

2023 work:

1. Fiber install between Cornell, DOER and ITS for use by the radio system, phone system, and Flex (CAD) COMPLETED.
2. VESTA phone update at DOER, Cornell primary scheduled for June COMPLETED.
3. Radio system updates COMPLETED EXCEPT FOR PINE TREE LOCATION
4. Paging system design finalized and quotes received COMPLETED
5. Furniture installed at Pine Tree COMPLETED
6. Furniture PO issued for 92 Brown Rd COMPLETED
7. Variance application and submittal VARIANCE APPLICATION SUBMITTED AND HAS BEEN APPROVED.

Work in progress or not started/anticipated to be complete or started in 2024:

1. Phone, Radio, and CAD hardware installation in server room at Pine Tree. Some of this has started. Completion depends on Variance results and work needed for Variance. Phone and radio hardware installation is mostly complete except for electrical connections as the electrical upgrades for the space are not yet complete.
2. Flex (CAD) updates in progress.
3. Server room work at Pine Tree in progress.
4. Microwave link between IC tower and Pine Tree. This is waiting for the Variance to be approved before started. The variance has been approved and this process has started.
5. Cornell work at Pine Tree, to include electrical, generator, and UPS. Some in progress, some on order (generator), some depends on Variance approval and Variance work. Electrical work is being scheduled, generator has been ordered with an expected October (2023) delivery and installation.
6. Rehab at 92 Brown Rd. This is on hold, waiting to find out if the furniture at Pine Tree needs to be moved. Still on hold, however, all current indications are that the furniture at Pine Tree will not need to be moved.
7. Continued clean-up of old Dispatch center at IFD waiting on Facilities to schedule their people. Still in progress
8. Connection for text to 911, expect to execute contract for this the beginning of 2024
9. Training for Command Central modules in VESTA, this will be scheduled after the Cornell Main VESTA cut-over. Training is in progress and the modules will go live when training is complete.
10. Decision and funding on the paging system upgrade
11. Decision and funding on cameras at the tower sites
12. Cornell has started the process to design and implement the building changes and construction work required for the approved variance.

County and Customer Service Improved: Creation of a backup 911 center would enhance public safety and ensure continuity of operations in the event the current center were to be impacted by any natural or man-made disaster.

PROPOSED IMPLEMENTATION SCHEDULE: ANNUAL AND TOTAL FUNDING REQUESTED

Backup Dispatch Center Expense

Account Name	LTD	2024	2025	2026	2027	2028	Future
CONSTRUCTION	\$2,970,551	\$0	\$0	\$0	\$0	\$0	\$0
	\$2,970,551	\$0	\$0	\$0	\$0	\$0	\$0

REVENUE

Revenues by Funding Source

Account Name	LTD	2024	2025	2026	2027	2028	Future
INTERFUND(A)	\$2,970,551	\$0	\$0	\$0	\$0	\$0	\$0
	\$2,970,551	\$0	\$0	\$0	\$0	\$0	\$0

81.60 RSWC INFRASTRUCTURE - ARP

2024 TOMPKINS COUNTY PROJECT APPROVAL REQUEST (PAR) FORM

Project Name: RSWC Infrastructure - ARP

Project: 81.60

Start: 01 / 01 / 2022

Estimated Completion Date: 12 / 31 / 2024

Committee: Planning, Energy, & Environmental
Quality

Project Manager: Leo Riley

Program Manager: Leo Riley

Department: Recycling and Materials
Management

Location: 160 Commercial Ave, Ithaca, NY
14850

Total Project Cost: \$1,618,866

PROJECT DESCRIPTION

A full site paving project was completed at the Recycling and Solid Waste Center in 2022.

Projects and activities planned for 2023 are push wall and tip floor repairs in MSW tipping area, facility office upgrades, replacement of roof mounted HVAC unit, removal of roof mounted vent/fans, and repairs to facility entrance vestibule. Replacement of the outbound truck scale was completed earlier in the year.

Projects and activities planned for 2024 include general facility repairs, repair/replacement of perimeter fencing, replacement of one overhead door, and miscellaneous Household Hazardous Waste building repairs.



PROPOSED IMPLEMENTATION SCHEDULE: ANNUAL AND TOTAL FUNDING REQUESTED

Expenses by Category

Worksheet	LTD	2024	2025	2026	2027	2028	Future
Construction	\$1,033,896	\$437,850	\$0	\$0	\$0	\$0	\$0
Other	\$104,490	\$42,630	\$0	\$0	\$0	\$0	\$0
	\$1,138,386	\$480,480	\$0	\$0	\$0	\$0	\$0

REVENUE

Revenues by Funding Source

Account Name	LTD	2024	2025	2026	2027	2028	Future
OTHER FEDERAL AID	\$638,386	\$480,480	\$0	\$0	\$0	\$0	\$0
APPROPRIATED FUND BALANCE	\$500,000	\$0	\$0	\$0	\$0	\$0	\$0
	\$1,138,386	\$480,480	\$0	\$0	\$0	\$0	\$0

81.61 RSWC UPGRADES 2021-2025

2024 TOMPKINS COUNTY PROJECT APPROVAL REQUEST (PAR) FORM

Project Name: RSWC Upgrades 2021-2025

Project: 81.61

Start: 01 / 01 / 2021

Estimated Completion Date: 12 / 31 / 2025

Committee: Planning, Energy, & Environmental
Quality

Project Manager: Leo Riley

Program Manager: Leo Riley

Department: Recycling and Materials
Management

Location: 160 Commercial Ave, Ithaca NY 14850

Total Project Cost: \$1,383,571

PROJECT DESCRIPTION

Asset management of County owned RSWC land, facilities, and equipment for project years 2021 through 2025.

The significant project steps or activities completed in 2021 were the purchase and completion of the installation of a single stream compactor, upgraded the fire alarm panel, replaced trench drains, closed and removed an underground leachate tank, added a nitrogen system to the current fire suppression system, made repairs to concrete walls and floors, replaced exhaust fans and two overhead doors.

In 2023, the significant project steps or activities are the planning, design, and bid projects for completion in 2024.



The project steps and activities planned for project year 2024 will include construction of a new yard waste area, refurbishment of the scrap metals area, and installation of new access control entrance/exit gates at the Recycling and Solid Waste Center.

PROPOSED IMPLEMENTATION SCHEDULE: ANNUAL AND TOTAL FUNDING REQUESTED

Expenses by Category

Worksheet	LTD	2024	2025	2026	2027	2028	Future
Planning	\$60,300	\$10,000	\$10,000	\$0	\$0	\$0	\$0
Equipment	\$413,421	\$0	\$0	\$0	\$0	\$0	\$0
Construction	\$99,759	\$447,031	\$160,080	\$0	\$0	\$0	\$0
Other	\$0	\$0	\$0	\$0	\$0	\$0	\$0
Design	\$122,280	\$40,700	\$20,000	\$0	\$0	\$0	\$0
	\$695,760	\$497,731	\$190,080	\$0	\$0	\$0	\$0

REVENUE

Revenues by Funding Source

Account Name	LTD	2024	2025	2026	2027	2028	Future
INTERFUND(CL)	\$1,094,513	\$289,058	\$0	\$0	\$0	\$0	\$0
	\$1,094,513	\$289,058	\$0	\$0	\$0	\$0	\$0

87.46 AQUIFER STUDY

2024 TOMPKINS COUNTY PROJECT APPROVAL REQUEST (PAR) FORM

Project Name: AQUIFER STUDY

Project: 87.46

Start: 01 / 01 / 2003

Estimated Completion Date: 12 / 31 / 2024

Committee: Planning, Energy, & Environmental
Quality

Project Manager: Darby Kiley

Program Manager: Katie Borgella

Department: Planning and Sustainability
Department

Location: 121 E. Court Street, Old Courthouse

Total Project Cost: \$1,441,680

PROJECT DESCRIPTION

In partnership with the United States Geological Survey, Tompkins County initiated an aquifer study program to help protect Tompkins County's groundwater resources and drinking water supplies. County funds from this program leverage Federal funds to conduct consecutive studies of individual aquifers in the County. Participating municipalities also provide a portion of the necessary funding, and the County's portion is limited to 35% of the total study cost plus well drilling costs. The products of the studies are unique to each aquifer and generally include investigation of surface water and groundwater interaction, groundwater movement, and vulnerability of the respective groundwater resources.

Working in partnership with individual towns and the USGS, the Aquifer Study Program has completed six aquifer studies.

- Upper Buttermilk Creek and Danby Creek Valleys



- Upper Sixmile Creek and West Branch Owego Creek Valleys
- Lower Sixmile Creek and Willseyville Creek Trough
- Virgil Creek and Dryden Lake Valleys
- Pony Hollow Creek Valley
- Enfield Creek Valley

In 2023, the aquifer study for the Lower Fall Creek aquifer system will continue. This will be the final aquifer study funded under the County's Aquifer Study Capital Program.

In 2024, the Lower Fall Creek Aquifer Study will continue. It is a four-year study that began in the 2020 budget year and County funding contributions will be finalized in the 2024 budget year. The final report typically takes another year to be published.

PROPOSED IMPLEMENTATION SCHEDULE: ANNUAL AND TOTAL FUNDING REQUESTED

Expenses by Category

Worksheet	LTD	2024	2025	2026	2027	2028	Future
Other	\$737,471	\$8,850	\$0	\$0	\$0	\$0	\$0
	\$737,471	\$8,850	\$0	\$0	\$0	\$0	\$0

REVENUE

Revenues by Funding Source

Account Name	LTD	2024	2025	2026	2027	2028
INTERFUND(A)	\$737,471	\$8,850	\$0	\$0	\$0	\$0
	\$737,471	\$8,850	\$0	\$0	\$0	\$0

87.47 NATURAL INFRASTRUCTURE

2024 TOMPKINS COUNTY PROJECT APPROVAL REQUEST (PAR) FORM

Project Name: NATURAL INFRASTRUCTURE

Project: 87.47

Start: 01 / 01 / 2017

Estimated Completion Date: 12 / 31 / 2028

Committee: Planning, Energy, & Environmental
Quality

Project Manager: Abigail B. Conner

Program Manager: Katie Borgella

Department: Planning and Sustainability

Location: N/A

**Total Project Cost [insert estimated project
cost: \$2,400,000**



PROJECT DESCRIPTION

The Natural Infrastructure Capital Program provides funding to protect natural systems that can help mitigate the adverse impacts of climate change. Currently, the focus is on: 1) mitigating the potential for downstream flooding and sedimentation, and 2) establishing important migratory corridors to enable plant and animal species to be more resilient in face of a changing climate. Eligible applicants for this program include local governments and non-profit 501(c)(3) organizations that have been operational for at least 3 years and have proven capacity to own, hold and steward land for conservation purposes.

Since the initiation of the Natural Infrastructure Capital Program through 2022, the County Legislature has authorized participation in ten acquisition projects that provide permanent protection to 1,433 acres. Expenditures from the Natural Infrastructure Capital Program for acquisition approved by the Legislature from initiation through 2022 totaled \$373,840.

As of May 2023, there are four projects in the pipeline to be considered by the Legislature. (i) The proposed Cornelius project is an 11-acre addition to the Etna Preserve in the Town of Dryden. (ii) The proposed Robinson Estate project is a 43-acre parcel in the Town of Newfield for the acquisition and protection of land with significant frontage on Cayuga Inlet and wetland areas. (iii) The proposed Thompson project would acquire 43 acres of land to provide access to the Cayuga Cliffs Nature Preserve in the Town of Lansing. (iv) The proposed Whyte acquisition would add 8.5 acres to the Lindsay-Parsons Biodiversity Preserve in the Town of Danby.

In 2024, the County will continue conversations with partners to identify projects eligible for this funding.

Specific projects to be funded in future years are identified on a rolling basis. Unexpended funds roll forward from year to year to allow for flexibility in funding projects, allowing the County to respond effectively to the variable nature of real estate transactions.

PROPOSED IMPLEMENTATION SCHEDULE: ANNUAL AND TOTAL FUNDING REQUESTED

Expenses by Category

Worksheet	LTD	2024	2025	2026	2027	2028	Future
Land	\$1,400,000	\$200,000	\$200,000	\$200,000	\$200,000	\$200,000	\$0
	\$1,400,000	\$200,000	\$200,000	\$200,000	\$200,000	\$200,000	\$0

REVENUE

Revenues by Funding Source

Account Name	LTD	2024	2025	2026	2027	2028	Future
INTERFUND(A)	\$0	\$0	\$0	\$0	\$0	\$0	\$0
INTERFUND(A)	\$1,400,000	\$200,000	\$200,000	\$200,000	\$200,000	\$200,000	\$0
	\$1,400,000	\$200,000	\$200,000	\$200,000	\$200,000	\$200,000	\$0

87.48 GREEN FLEET

2024 TOMPKINS COUNTY PROJECT APPROVAL REQUEST (PAR) FORM

Project Name: GREEN FLEET

Project: 87.48

Start: 01 / 01 / 2021

Estimated Completion Date: N/A

Committee: Planning, Energy, & Environmental
Quality

Project Manager: Terry Carroll

Program Manager: Katie Borgella

Department: Planning and Sustainability
Department

Location: N/A

**Total Project Cost [insert estimated project
cost: \$7,705,400**



PROJECT DESCRIPTION

Starting in 2023, the County Green Fleet capital program became the primary funding mechanism to purchase County vehicles, including a focus on transitioning the fleet to fully electric vehicles by 2030. This capital fund will cover vehicle purchases for all Departments, (excluding Highway Equipment) electric vehicle charging stations, associated up fitting costs for vehicles, including telematic devices, and a small amount for branding vehicles for County communications purposes. This is a departure from previous years when this fund was used to help supplement Departmental budgets to purchase electric vehicles.

In 2021, the County worked with a consultant to inventory and evaluate the County's fleet and to lay out a detailed scheme for replacing gasoline-powered vehicles with PEVs and for managing the fleet more efficiently. In 2021 and 2022, the Green Fleet Capital program assisted in the purchase of multiple electric vehicles and charging stations across multiple departments.

PROPOSED IMPLEMENTATION SCHEDULE: ANNUAL AND TOTAL FUNDING REQUESTED

Expenses by Category

Category	Account Name	LTD	2024	2025	2026	2027	2028
Equipment		\$2,045,400	\$1,092,000	\$940,000	\$1,239,000	\$1,091,000	\$1,298,000
	CONSTRUCTION EXPENSE	\$0	\$75,000	\$25,000	\$30,000	\$20,000	\$20,000
	VEHICLES	\$2,045,400	\$1,017,000	\$915,000	\$1,209,000	\$1,071,000	\$1,278,000
		\$2,045,400	\$1,092,000	\$940,000	\$1,239,000	\$1,091,000	\$1,298,000

REVENUE

Revenues by Funding Source

Account Name	LTD	2024	2025	2026	2027	2028
SALE OF EQUIPMENT	\$0	\$312,000	\$288,500	\$372,000	\$271,000	\$300,000
OTHER STATE AID	\$0	\$60,000	\$45,000	\$82,500	\$0	\$0
INTERFUND(A)	\$2,045,000	\$443,000	\$366,500	\$784,500	\$820,000	\$998,400
INTERFUND REVENUES	\$0	\$277,000	\$240,000	\$0	\$0	\$0
	\$2,045,000	\$1,092,000	\$940,000	\$1,239,000	\$1,091,000	\$1,298,400

AIRPORT - ACQUIRE SRE EQUIPMENT (BLOWER/BROOM)

2024 TOMPKINS COUNTY PROJECT APPROVAL REQUEST (PAR) FORM

Project Name: Airport - Acquire SRE Equipment
(Blower/Broom)

Start: 01 / 01 / 2025

Estimated Completion Date: 12 / 31 / 2025

Committee: Facilities and Infrastructure

Project Manager: Josh Nalley

Program Manager: Roxan E. Noble

Department: Airport

Location: Ithaca Tompkins International
Airport, 72 Brown Road, Ithaca, NY 14850

Total Project Cost: \$1,300,000

PROJECT DESCRIPTION

The Ithaca Tompkins International Airport intends to acquire its second high-speed Multi-Tasking Equipment consisting of a carrier vehicle, snow plow, and tow behind rotary broom with a high velocity air unit. A new MTE will account for one plow truck and one rotary broom and allow the airport to maintain adequate equipment to clear Priority 1 areas. The equipment is necessary to maintain the primary operational surfaces during snow events in accordance with the approved Snow and Ice Control Plan. This is an additional piece of equipment, which will give the airport a backup blower, in the event the main blower malfunctions. This project will preserve the safety and efficiency of the Airport and this equipment is required to maintain operational safety criteria in accordance with the Advisory Circulars.



PROPOSED IMPLEMENTATION SCHEDULE: ANNUAL AND TOTAL FUNDING REQUESTED

Expenses by Category

Worksheet	Account Name	LTD	2024	2025	2026	2027	2028
Equipment		\$0	\$0	\$1,300,000	\$0	\$0	\$0
	CONSTRUCTION	\$0	\$0	\$0	\$0	\$0	\$0
	VEHICLES	\$0	\$0	\$1,300,000	\$0	\$0	\$0
		\$0	\$0	\$1,300,000	\$0	\$0	\$0

REVENUE

Airport Acquire SRE Revenue

Account Name	LTD	2024	2025	2026	2027	2028
PFC - PASSENGER FAC CHGS	\$0	\$0	\$65,000	\$0	\$0	\$0
DOT GRANTS	\$0	\$0	\$65,000	\$0	\$0	\$0
FEDERAL AID AIRPORT	\$0	\$0	\$1,170,000	\$0	\$0	\$0
	\$0	\$0	\$1,300,000	\$0	\$0	\$0

AIRPORT - AIRCRAFT RESCUE & FIRE FIGHTING/STRUCTURAL VEHICLE & EQUIPMENT

2024 TOMPKINS COUNTY PROJECT APPROVAL REQUEST (PAR) FORM

Project Name: Airport - Aircraft Rescue & Fire Fighting/Structural Vehicle & Equipment

Start: 01 / 01 / 2024

Estimated Completion Date: 12 / 31 / 2024

Committee: Facilities and Infrastructure

Project Manager: Josh Nalley

Program Manager: Roxan E. Noble

Department: Airport

Location: Ithaca Tompkins International Airport, 72 Brown Road, Ithaca, NY 14850

Total Project Cost: \$1,500,000

PROJECT DESCRIPTION

Ithaca Tompkins International Airport (ITH) is pursuing the acquisition of a new aircraft rescue and firefighting (ARFF) structural firefighting vehicle to replace a 1988 Pierce Lance Pumper [1,500 gallons water, 2,000 GPM Discharge Rate, 1100 LDH Hose, Multiple Hand Lines] that was funded under AIP Grant 007-1987. The existing structural firefighting vehicle has been experiencing mechanical issues along with outdated appurtenances, and has exceeded its useful life.

The replacement vehicle would be a rescue pumper that would be equipped with side-access water pumping ability, 1,000-1,500-gallon pump capacity, as well as a mechanical dual-agent discharge system (foam/dry chemical). All procurement specifications would meet the requirements of FAA Advisory Circular 150/5220-10E and 14 CFR Part 139. The structural firefighting vehicle would be designed for extinguishing flammable and combustible liquid fuel



fires, and equipped with elements such as a hydraulic ladder rack and emergency lighting. The structural vehicle would be stored on-airport and used to provide backup support to ARFF vehicles and protection to airport buildings.

ITH also intends to acquire vehicle equipment including medical supply kits, firefighting tools, and personal protective gear and apparatus. The equipment and supplies would be bid separately from the ARFF vehicle.

Ithaca Tompkins International Airport is listed on the 5010 Airport Master Record as a Part 139 Class One Airport, ARFF Index C. The ARFF fleet currently in place meets Index C requirements and is adequate to respond to aircraft incidences. However, the Airport lacks sufficient equipment to contend with a building (structural) fire. Sufficient equipment includes a rapid response vehicle equipped with a hydraulic ladder for use by fire rescue personnel and for retrieving people potentially trapped within a structure fire.

During the most recent Part 139 inspection, it was determined that the response time for an off airport structural vehicle to respond to an on-airport structural fire exceeded 10 minutes. With the number of on-airport facilities in place that serve the public and are critical to airport operations, not having the proper equipment on hand presents a safety concern and jeopardizes the Airport's assets, many of which have received AIP funding.

ARFF Structural Firefighting Vehicles are eligible per the AIP Handbook, Order 5100.38, Table L-2(b).

PROPOSED IMPLEMENTATION SCHEDULE: ANNUAL AND TOTAL FUNDING REQUESTED

Expenses by Category

Worksheet	LTD	2024	2025	2026	2027	2028	Future
Equipment	\$0	\$1,500,000	\$0	\$0	\$0	\$0	\$0
	\$0	\$1,500,000	\$0	\$0	\$0	\$0	\$0

REVENUE

Revenues by Funding Source

Account Name	LTD	2024	2025	2026	2027	2028	Future
PFC - PASSENGER FAC CHGS	\$0	\$75,000	\$0	\$0	\$0	\$0	\$0
DOT GRANTS	\$0	\$75,000	\$0	\$0	\$0	\$0	\$0
FEDERAL AID AIRPORT	\$0	\$1,350,000	\$0	\$0	\$0	\$0	\$0
	\$0	\$1,500,000	\$0	\$0	\$0	\$0	\$0

AIRPORT - CANOPY COVERED ACCESS ROAD, ELECTRIC CHARGING STATIONS & SOLAR PANELS

2024 TOMPKINS COUNTY PROJECT APPROVAL REQUEST (PAR) FORM

Project Name: Airport - Canopy Covered Access Road, Electric Charging Stations & Solar Panels

Start: 01 / 01 / 2024

Estimated Completion Date: 12 / 31 / 2025

Committee: Facilities and Infrastructure

Project Manager: Josh Nalley

Program Manager: Roxan E. Noble

Department: Airport

Location: Ithaca Tompkins International Airport, 1 Culligan Drive, Ithaca, NY 14850

Total Project Cost: \$1,000,000

PROJECT DESCRIPTION

This project will actually be combined with another project that the airport will be applying for competitive BIL funding. Within this project will include a canopy covered access road, electric charging stations in the paid parking lot, solar panels in the paid parking lot and a battery offset for terminal electric demand. Therefore the costs associated with this project have not been determined at this time, but will be updated once we have costs for the design, equipment and construction.

The existing curbside canopy was installed in 2019 as part of a larger terminal building expansion and modernization project. The canopy is an asymmetrical curved system with a translucent membrane and was originally designed to shed runoff away from pedestrian and vehicular traffic. Due to unforeseen conditions and properties of the translucent canopy membrane and its support



system, snow and ice was found to be building up at various locations along the canopy, eventually falling onto the drop-off lane below where pedestrians and vehicles are co-located. With the significant ice storms and snowfall ITH experienced during the 2019-2020 winter, pieces of falling snow/ice were estimated to weigh at least 20lbs. and in some instances were five times that amount, creating a dangerous situation. In frequent situations throughout the winter, Airport staff were required to block off sections of the drop-off roadway and sidewalk until the areas could be safely cleared of snow.

This project will involve the retrofitting of the existing 350ft long terminal canopy with a snow/ice retention system, consisting of a custom fabricated metal frame and mesh. This retention and gutter system will be installed along the roadside face of the canopy. Gutters will be affixed beneath the snow/ice retention system and fitted with heat trace cabling to melt snow and ice and reduce buildup. The heat trace cabling will be automatically activated by a thermostat in advance of winter precipitation. Similarly, runoff from heavy rains sheets onto the roadway and splashes bystanders, creating an inconvenience and degrading the passenger experience. The gutters will connect to downspouts which will be conveyed to the existing storm water system. It is anticipated the system would be composed of lightweight aluminum to reduce the additional canopy loading. The system will be configured to not be a visual distraction from the unique canopy and instead be an aesthetically pleasing enhancement.

ITH Airport's recently completed terminal expansion project enhanced passenger screening and queuing, added significant gate and seating space, and modernized the facility through new amenities, finishes, and lighting. With its rebranded motto of being "Convenient, Clean and Connected", ITH has upped its efforts to improve the passenger experience. One of the first upgrades the public sees as they approach the terminal is the curbside canopy. While this is a visually appealing and functional component, having to manage risk from falling snow/ice and rainfall is a deterrent for the general public. Retrofitting this critical building element will greatly reduce these risks and improve public perception.

The addition of snow guards on the terminal building roof consists of installing prefabricated metallic fixtures at predetermined locations to prevent large pieces of snow and ice from sliding off the rooftop onto unknowing people or objects below. A pattern of snow guards will be developed per manufacturer's recommendations and located at the critical areas where equipment exists as well as where operationally the space below needs to be protected. The critical areas will include where the new passenger boarding bridge preconditioned air units (PCA) are located as well as near emergency building exits.

Protecting these areas from falling winter precipitation will improve the safety of airline crew members and airport operational staff.

Another area where snowfall and ice buildup has become a concern is at the location of the new preconditioned air units (PCA) for the boarding bridges. The location of these PCA units is fixed and unable to be adjusted. Further events of snow/ice falling onto the units will continue to diminish their service life and yield them inoperable, preventing passengers from having access to conditioned air.

PROPOSED IMPLEMENTATION SCHEDULE: ANNUAL AND TOTAL FUNDING REQUESTED

Expenses by Category

Worksheet	Project	LTD	2024	2025	2026	2027	2028
Construction		\$0	\$0	\$800,000	\$0	\$0	\$0
Design		\$0	\$200,000	\$0	\$0	\$0	\$0
		\$0	\$200,000	\$800,000	\$0	\$0	\$0

REVENUE

Revenues by Funding Source

Account Name	LTD	2024	2025	2026	2027	2028	Future
PFC - PASSENGER FAC CHGS	\$0	\$10,000	\$40,000	\$0	\$0	\$0	\$0
DOT GRANTS	\$0	\$10,000	\$40,000	\$0	\$0	\$0	\$0
OTHER FEDERAL AID	\$0	\$180,000	\$720,000	\$0	\$0	\$0	\$0
	\$0	\$200,000	\$800,000	\$0	\$0	\$0	\$0

AIRPORT - MASTER PLAN/PAVEMENT MANAGEMENT PLAN

2024 TOMPKINS COUNTY PROJECT APPROVAL REQUEST (PAR) FORM

Project Name: Airport - Master Plan/Pavement Management Plan

Start: 01 / 01 / 2024

Estimated Completion Date: 12 / 31 / 2024

Committee: Facilities and Infrastructure

Project Manager: Josh Nalley

Program Manager: Roxan E. Noble

Department: Airport

Location: Ithaca Tompkins International Airport, 72 Brown Road, Ithaca, NY 14850

Total Project Cost: \$680,000

PROJECT DESCRIPTION

After ITH met with the Federal Aviation Administration (FAA) they recommended a full Master Plan to include an update to the Airport Pavement Management Survey (APMS). This will update the 2012 Airport Layout Plan to determine its current and future needs. The study will provide planning guidelines for the future development of the Airport to satisfy present and future aviation demand as well as current SOPs, as well as consideration for maximizing economic development opportunities. The airport master plan will take into consideration the full list of elements described in the advisory circular, including an airport layout plan update, property maps, Exhibit A, and APMS. Updates to the sustainability/resiliency elements will also be investigated as part of the plan. Updates to the aeronautical surveys and base mapping for the Airport Geographic Information System (AGIS) and ALP will be in accordance with Advisory Circulars 150/5300-16,-17, and -18 for a Part 139 Airport.



Ithaca Tompkins International Airport was the first airport to complete a Green/Sustainable Master Plan. As a result of other non-AIP funding initiatives, a majority of the capital development projects identified on the existing ALP have been completed or are no longer effective. In addition, the Airport Property boundary has changed and warrants an update to the 2012 Master Plan. The dynamic at ITH is such that general aviation activity has continued to increase, both in the number of operations and the amount of infrastructure development that has occurred, and requires an update to ensure future planning needs are considered for the next 10 – 20 year planning term. Consideration for both aeronautical and nonaeronautical development needs to be considered to correlate to the Airport’s business model and shared services initiatives, which were not part of overall planning considerations during the previous Master Plan. Additionally, the current FAA TAF forecast differs from the previous master plan and requires a new study to develop a more accurate forecast.

The Airport will be completing a full rewrite/new master plan and include any adjustments, additions, changes, etc. that are needed to maintain the Airport.

PROPOSED IMPLEMENTATION SCHEDULE: ANNUAL AND TOTAL FUNDING REQUESTED

Expenses by Category

Worksheet	LTD	2024	2025	2026	2027	2028	Future
PLANNING	\$0	\$680,000	\$0	\$0	\$0	\$0	\$0
Other	\$0	\$0	\$0	\$0	\$0	\$0	\$0
	\$0	\$680,000	\$0	\$0	\$0	\$0	\$0

REVENUE

Revenues by Funding Source

Account Name	LTD	2024	2025	2026	2027	2028
PFC - PASSENGER FAC CHGS	\$0	\$34,000	\$0	\$0	\$0	\$0
DOT GRANTS	\$0	\$34,000	\$0	\$0	\$0	\$0
FEDERAL AID AIRPORT	\$0	\$612,000	\$0	\$0	\$0	\$0
	\$0	\$680,000	\$0	\$0	\$0	\$0

AIRPORT - OBSTRUCTION STUDY AND REMOVAL

2024 TOMPKINS COUNTY PROJECT APPROVAL REQUEST (PAR) FORM

Project Name: Airport - Obstruction Study and Removal

Start: 01 / 01 / 2027

Estimated Completion Date: 12 / 31 / 2029

Committee: Facilities and Infrastructure

Project Manager: Josh Nalley

Program Manager: Roxan E. Noble

Department: Facilities and Infrastructure

Location: Ithaca Tompkins International Airport, 72 Brown Road, Ithaca, NY 14850

Total Project Cost: \$850,000

PROJECT DESCRIPTION

This project is in the initial study for the removal/mitigation of trees identified as penetrations to the Airport and determined to be obstructions. The initial plan was to begin this project in 2018 with the initial study of the obstructions, but it has been pushed back to a start date of 2027. The actual removal of obstructions is set to be completed in 2029. The study and design (2026 and 2027) will determine the environmental impacts as well as the SEQR Type.



PROPOSED IMPLEMENTATION SCHEDULE: ANNUAL AND TOTAL FUNDING REQUESTED

Expenses by Category

Worksheet	LTD	2024	2025	2026	2027	2028	Future
Construction	\$0	\$0	\$0	\$0	\$0	\$0	\$460,000
Design	\$0	\$0	\$0	\$0	\$0	\$170,000	\$0
Other	\$0	\$0	\$0	\$0	\$220,000	\$0	\$0
	\$0	\$0	\$0	\$0	\$220,000	\$170,000	\$460,000

REVENUE

Revenues by Funding Source

Account Name	LTD	2024	2025	2026	2027	2028	Future
PFC - PASSENGER FAC CHGS	\$0	\$0	\$0	\$0	\$11,000	\$8,500	\$23,000
DOT GRANTS	\$0	\$0	\$0	\$0	\$11,000	\$8,500	\$23,000
FEDERAL AID AIRPORT	\$0	\$0	\$0	\$0	\$198,000	\$153,000	\$414,000
	\$0	\$0	\$0	\$0	\$220,000	\$170,000	\$460,000

AIRPORT - PARALLEL TAXIWAY REHABILITATION - PHASE 3 & 4

2024 TOMPKINS COUNTY PROJECT APPROVAL REQUEST (PAR) FORM

Project Name: Airport - Parallel Taxiway
Rehabilitation - Phase 3 & 4

Start: 01 / 01 / 2016

Estimated Completion Date: 12 / 31 / 2026

Committee: Facilities and Infrastructure


Project Manager: Josh Nalley

Program Manager: Roxan E. Noble

Department: Airport

Location: Ithaca Tompkins International
Airport, 72 Brown Road, Ithaca, NY 14850

**Total Project Cost [insert estimated project
cost: \$9,229,613**



PROJECT DESCRIPTION

The initial project that was on the books for 2023/2024 has been amended due to changes in the FAA regulations and the overall best way to meet the standards and maintain an efficient operation and ensure safety. This project is being completed over the next three years, with a separate project for the General Aviation Apron.

Part of the project from previous years was covered 100% by the FAA (2021 Grant).

Complete rehabilitation of the Parallel Taxiway - was broken into four phases for funding reasons. The phases will overlap with design/construction taking place in different years. The overall project will include: design of each phase by C&S Companies, construction will include, but not limited to, milling, tack coat, construction of a true and leveling course to reestablish longitudinal and transverse grades, 2 to 3 inch bituminous surface course, new pavement markings, placement

of topsoil, etc. C&S will also provide contract administration to ensure the contractors work is proceeding, provide consultation, hold pre-construction and pre-paving meetings, review submittals, prepare drawings and change orders as required, etc. C&S will also provide construction observation, whereas a full time resident engineer or inspector will oversee the project, observe the work, attend meetings, observe testing and inspections, etc.

The design of the Parallel Taxiway (A&D) Phase 3 was completed in 2018. Due to the FAA changing regulations and mandates additional changes needed to be made.

Phase 3 [600LF x 50LF]:

The project includes milling and asphalt overlay of an approximate 600 lf x 50 lf portion of Taxiway "A" between Taxiway "D" and Taxiway "E". Total Taxiway pavement area to be rehabilitated under Phase 3 is approximately 39,000 sq.ft. Additional project work includes replacement of pavement markings. Parallel Taxiway "A" between Taxiways "D" and "E" is exhibiting signs of distress and wear. The current PCI rating for this portion of Taxiway "A" pavement is approximately 54; the projected PCI rating for this portion of Taxiway "A" pavement in year 2024, when rehabilitation is anticipated, could approach 50 (maximum). The combination of fatigue and environmental-related stresses for this segment of pavement at ITH may result in a lower PCI. The optimum PCI level to maintain for Taxiway pavement from a safety and condition basis is 60.

The section of Taxiway "A" between Taxiways "D", "E", and "F" was constructed as early as 1993 and has not undergone any significant repairs. The oldest sections of pavement are 25 years old and have exceeded their useful design service life of 20 years. Performing this rehabilitation work now will help prevent the pavement from further deteriorating to condition that would require more costly full depth reconstruction. The proposed rehabilitation work associated with these projects will restore the pavement to a good condition by providing a pavement section that will accommodate the airport's anticipated fleet mix and increase the overall safety of the airport.

Phase 4 [480LF x 50LF]:

Phase 4 will include the milling and asphalt overlay of approximately 480 lf x 50 lf of Taxiway "A" between Taxiway "E" and approximately 100 LF of Taxiway "A" south of Taxiway "F". Total Taxiway pavement area to be rehabilitated is approximately 39,000 sq.ft. Additional project work includes replacement of pavement markings. Future additional Taxiway "A" rehabilitation phases are anticipated, progressing south toward the RW 32 end.

No edge lighting or guidance signs will be addressed as part of this project. The Sponsor received AIP grant funding in FY18 for the design phase. This project was originally programmed for FY20 AIP grant funds toward the construction but was reevaluated for conflicts with promoting direct access by aircraft between the GA Apron and Runway 14-32. No work will occur under this project on adjacent Taxiways "D", "E" and "F".

Parallel Taxiway "A" between connecting Taxiways "E" and 100LF south of the intersection with Taxiway "F" is exhibiting signs of distress and wear. The current PCI rating for this portion of Taxiway "A" pavement is approximately 54; the projected PCI rating for this portion of Taxiway "A" pavement in year 2024, when rehabilitation is anticipated, could approach 50 (maximum). The combination of fatigue and environmental-related stresses for this segment of pavement at ITH may result in a lower PCI. The optimum PCI level to maintain for Taxiway pavement from a safety and condition basis is 60.

This project is shown on the approved Airport Layout Plan and will enhance safety at the airport by complying with FAR Part 139 Subpart D Section 139.305. The pavement proposed to be rehabilitated exhibits signs of distress and wear. An Airport Pavement Management Study (APMS),

conducted by C&S Engineers, Inc. and published in August of 2014, generally identified the level of distress, assigned PCI ratings, and made recommendations for maintaining all airfield pavements on the airport. The types of distress identified included longitudinal and transverse cracking, alligator cracking, and weathering. Study recommendations for maintenance of these pavements suggested a bituminous overlay consistent with the proposed scope of the project.

Ithaca Tompkins International Airport will be undertaking a future taxiway reconfiguration program to address existing direct access conditions, between the GA Apron and Runway 14-32, from existing connecting Taxiways "D", "E" and "F". It is anticipated there will be minimal impacts to the improved portion of taxiway "A". This 1,080 LF portion of Taxiway "A" resides at the midpoint of the Taxiway, and serves a significant amount of aircraft activity between Commercial and GA. Addressing the much-needed improvements through the rehabilitation work on Taxiway A will allow the Airport to improve conditions of this critical segment of taxiway pavement while the future taxiway reconfiguration program progresses.

PROPOSED IMPLEMENTATION SCHEDULE: ANNUAL AND TOTAL FUNDING REQUESTED

Expenses by Category

Worksheet	Project	LTD	2024	2025	2026	2027	2028
Construction		\$2,808,963	\$0	\$0	\$5,074,000	\$0	\$0
Design		\$866,650	\$480,000	\$0	\$0	\$0	\$0
		\$3,675,613	\$480,000	\$0	\$5,074,000	\$0	\$0

REVENUE

Revenues by Funding Source

Account Name	LTD	2024	2025	2026	2027	2028
PFC - PASSENGER FAC CHGS	\$97,130	\$24,000	\$0	\$253,700	\$0	\$0
DOT GRANTS	\$97,130	\$24,000	\$0	\$253,700	\$0	\$0
OTHER FEDERAL AID	\$0	\$432,000	\$0	\$0	\$0	\$0
FEDERAL AID AIRPORT	\$3,481,354	\$0	\$0	\$4,566,600	\$0	\$0
	\$3,675,613	\$480,000	\$0	\$5,074,000	\$0	\$0

AIRPORT - PASSENGER TERMINAL BAGGAGE CLAIM CAROUSEL

2024 TOMPKINS COUNTY PROJECT APPROVAL REQUEST (PAR) FORM

Project Name: Airport - Passenger Terminal
Baggage Claim Carousel

Start: 01 / 01 / 2023

Estimated Completion Date: 12 / 31 / 2024

Committee: Facilities and Infrastructure

Project Manager: Josh Nalley

Program Manager: Roxan E. Noble

Department: Airport

Location: Ithaca Tompkins International
Airport, 1 Culligan Drive, Ithaca, NY 14850

Total Project Cost: \$767,000

PROJECT DESCRIPTION

The current system has been in service since the terminal building was constructed in 1994 and has routinely required significant and costly repairs to remain in service.

Components to replace the existing system have become difficult and costly to locate and have resulted in the unit being out of service for long periods of time. Not replacing the system will continue to decrease its level of safety and reliability, and degrade the overall passenger experience, resulting in an unfavorable public perception of the Airport and surrounding community.

The Airport recently completed a 15,000 sq. ft. expansion of the terminal, which provided additional space for passenger screening, as well as much-needed space for passenger queuing and seating in the concourse and gate areas. Most of the upgrades were made to the post-



security area to improve outbound passenger flow, without significant improvements to accommodating inbound passengers.

This project will involve removal of the existing passenger terminal baggage claim carousel unit, placed into service in 1994, and replacement with a new flat plate baggage claim carousel system. The new system will be equipped with stainless steel decking on the carousel and will include all necessary fire doors to the baggage makeup area, as well as new motor control panel. Additional improvements include new control stations and control system sensors, along with new guardrail safety system. Subsidiary tasks consist of repairs to the existing flooring and other surrounding finishes.

Most of ITH Airport’s recently completed terminal expansion project focused on the post-security area to enhance passenger screening and improve outbound passenger flow, including queuing and seating space. However, many times as passengers arrive they are greeted by a non-functioning baggage claim carousel. With its rebranded motto of being “Convenient, Clean and Connected”, ITH has upped its efforts to improve the passenger experience. Through the COVID-19 experience, it is more important than ever to practice social distancing and make for efficient passenger movement. When the situation arises where the inbound baggage belt is not functioning, passengers are forced to gather in small groups to await for their checked baggage until the airline handlers manually deliver them to the baggage claim area.

Components to replace the existing system have become difficult and costly to locate and have resulted in the unit being out of service for long periods of time. Not replacing the system will continue to decrease its level of safety and reliability, and degrade the overall passenger experience, resulting in an unfavorable public perception of the Airport and surrounding community.

A new baggage carousel will complete the much-needed improvements and modernization to the pre-security terminal area.

This project will be completed in 2023 and will be covered with BIL Funding.

PROPOSED IMPLEMENTATION SCHEDULE: ANNUAL AND TOTAL FUNDING REQUESTED

Expenses by Category

Worksheet	LTD	2024	2025	2026	2027	2028	Future
Equipment	\$717,000	\$0	\$0	\$0	\$0	\$0	\$0
Design	\$50,000	\$0	\$0	\$0	\$0	\$0	\$0
	\$767,000	\$0	\$0	\$0	\$0	\$0	\$0

REVENUE

Revenues by Funding Source

Account Name	LTD	2024	2025	2026	2027	2028	Future
PFC - PASSENGER FAC CHGS	\$38,350	\$0	\$0	\$0	\$0	\$0	\$0
OTHER STATE AID	\$38,350	\$0	\$0	\$0	\$0	\$0	\$0
OTHER FEDERAL AID	\$690,300	\$0	\$0	\$0	\$0	\$0	\$0
	\$767,000	\$0	\$0	\$0	\$0	\$0	\$0

AIRPORT - REHAB GENERAL AVIATION (GA) APRON - CONSTRUCTION

2024 TOMPKINS COUNTY PROJECT APPROVAL REQUEST (PAR) FORM

Project Name: Airport - Rehab General Aviation (GA) Apron - Construction

Start: 01 / 01 / 2021

Estimated Completion Date: 12 / 31 / 2026

Committee: Facilities and Infrastructure

Project Manager: Josh Nalley

Program Manager: Roxan E. Noble

Department: Airport

Location: Ithaca Tompkins International Airport, 72 Brown Road, Ithaca, NY 14850

Total Project Cost: \$1,420,000

PROJECT DESCRIPTION

Rehabilitate GA Apron {15,600 SY}:

The design portion of this project was completed with a grant ITH received in 2021 to cover this project and the Rehabilitation of Taxiway A Phase 3 project and the construction of this project will be done in 2026 due to reconfiguration of the taxiway projects (Phase 3 and 4).

Improvements in this area will address pavement cracking and heaving, and significant ice buildup during winter months due to an active waterline utility that is leaking and no longer necessary. This area is an active taxiing route for General Aviation (GA) traffic and public stakeholders, and becomes a significant safety hazard during freezing temperatures. Improving this pavement will provide for safer taxiing routes and accessibility for tenants and public. Per the August 2014 Airport Pavement Management Study (APMS) at ITH, the projected Pavement Condition Index (PCI) rating for this portion of pavement in year 2024, when construction is anticipated to be initiated,



averages 52. However, at the time of the APMS study the deficiencies presented as a result of the leaking watermain were not present. Based on current conditions, the PCI within this area is estimated to be less than 40. When considering the entire area of GA Apron to be rehabilitated, the average PCI values is 48. The optimum PCI level to maintain for GA Apron pavement from a safety and condition basis is 55. Note that, in accordance with the AIP Handbook, no pavement improvements are anticipated any closer than 50ft from the Fixed Base Operation (FBO) hangar building.

Work includes approximately localized pavement reconstruction and partial decommissioning of a portion of abandoned underground watermain that has caused heaving and icing conditions, removal and restoration of approximately nine (9) existing aircraft tie-down anchors, and the installation of permanent aircraft tie-down anchors and markings to accommodate six aircraft.

This work will address deficient asphalt pavement, and will provide for safer taxiing routes and extend the useful pavement life.

PROPOSED IMPLEMENTATION SCHEDULE: ANNUAL AND TOTAL FUNDING REQUESTED

Expenses by Category

Worksheet	LTD	2024	2025	2026	2027	2028
Construction	\$0	\$0	\$0	\$1,420,000	\$0	\$0
	\$0	\$0	\$0	\$1,420,000	\$0	\$0

REVENUE

Revenues by Funding Source

Account Name	Worksheet	LTD	2024	2025	2026	2027	2028
PFC - PASSENGER FAC CHGS	Revenue	\$0	\$0	\$0	\$71,000	\$0	\$0
DOT GRANTS	Revenue	\$0	\$0	\$0	\$71,000	\$0	\$0
OTHER FEDERAL AID	Revenue	\$0	\$0	\$0	\$1,278,000	\$0	\$0
		\$0	\$0	\$0	\$1,420,000	\$0	\$0

AIRPORT - RUNWAY LIGHTING & SIGNAGE - REHABILITATION - LED

2024 TOMPKINS COUNTY PROJECT APPROVAL REQUEST (PAR) FORM

Project Name: Airport - Runway Lighting & Signage - Rehabilitation - LED

Start: 01 / 01 / 2024

Estimated Completion Date: 12 / 31 / 2026

Committee: Facilities and Infrastructure

Project Manager: Josh Nalley

Program Manager: Roxan E. Noble

Department: Airport

Location: Ithaca Tompkins International Airport, 72 Brown Road, Ithaca, NY 14850

Total Project Cost: \$2,090,000

PROJECT DESCRIPTION

This project includes rehabilitation of existing runway edge lights with new medium intensity LED taxiway lights, including signage upgrades with LED lighting. Approximately 14,000 LF of runway pavement will have the edge lights rehabilitated. Rehabilitation of the lights will include replacing light fixture lenses, transformers, and cabling. The project would also include rehabilitation of the existing airfield lighting vault to replace the lighting regulators.

Last replaced in the mid-1990s, the existing quartz-style edge lights are approaching the end of their useful service life. As a Part 139 certificate holder, Ithaca Tompkins International Airport is required to properly maintain the runway lighting system for air carrier use in accordance with FAR Part 139 Subpart D Section 139.311. This includes replacement of missing or nonfunctioning equipment. Replacement of the obsolete quartz lighting system with new energy efficient LED



fixtures will improve visibility and safety on the airport and would extend the useful life of the overall system. An analysis of the airfield lighting vault will be conducted to demonstrate a need to replace the taxiway lighting regulators to provide for more efficient and reliable operation.

PROPOSED IMPLEMENTATION SCHEDULE: ANNUAL AND TOTAL FUNDING REQUESTED

Expenses by Category

Worksheet	LTD	2024	2025	2026	2027	2028	Future
Construction	\$0	\$0	\$0	\$1,840,000	\$0	\$0	\$0
Design	\$0	\$250,000	\$0	\$0	\$0	\$0	\$0
	\$0	\$250,000	\$0	\$1,840,000	\$0	\$0	\$0

REVENUE

Revenues by Funding Source

Account Name	LTD	2024	2025	2026	2027	2028
PFC - PASSENGER FAC CHGS	\$0	\$12,500	\$0	\$92,000	\$0	\$0
DOT GRANTS	\$0	\$12,500	\$0	\$92,000	\$0	\$0
FEDERAL AID AIRPORT	\$0	\$225,000	\$0	\$1,656,000	\$0	\$0
	\$0	\$250,000	\$0	\$1,840,000	\$0	\$0

AIRPORT - TERMINAL APRON REHABILITATION

2024 TOMPKINS COUNTY PROJECT APPROVAL REQUEST (PAR) FORM

Project Name: Airport - Terminal Apron Rehabilitation

Start: 01 / 01 / 2023

Estimated Completion Date: 12 / 31 / 2024

Committee: Facilities and Infrastructure

Project Manager: Josh Nalley

Program Manager: Roxan E. Noble

Department: Airport

Location: Ithaca Tompkins International Airport, 72 Brown Road, Ithaca, NY 14850

Total Project Cost: \$4,732,000

PROJECT DESCRIPTION

The proposed project generally includes milling and resurfacing the terminal apron pavement, with isolated areas of full depth asphalt pavement reconstruction. Total area of terminal apron pavement to be rehabilitated is approximately 25,000 SY. Additional improvements include installation of new underdrains, new apron drainage structures and storm water conveyance piping, new concrete wheel pads for aircraft landing gear, and application of new pavement markings. No edge lighting or guidance sign improvements will be addressed as part of this project.

The Terminal Apron pavement, originally constructed in 1993, is exhibiting signs of distress and wear. The Airport Pavement Management Study (APMS), published in August of 2014, generally identified the level of distress, assigned Pavement Condition Index (PCI) ratings, and made recommendations for maintaining all airfield pavements on the airport. The APMS at the terminal apron identified several areas of longitudinal and transverse cracking, alligator cracking, shrinkage



cracking, and raveling. The projected PCI rating for the Terminal Apron pavement in year 2023, which is the latest year the APMS study had projected out, is 33. The optimum PCI level to maintain for terminal area pavement from a safety and condition basis is 60.

PROPOSED IMPLEMENTATION SCHEDULE: ANNUAL AND TOTAL FUNDING REQUESTED

Expenses by Category

Worksheet	LTD	2024	2025	2026	2027	2028	Future
Construction	\$0	\$4,300,000	\$0	\$0	\$0	\$0	\$0
Design	\$432,000	\$0	\$0	\$0	\$0	\$0	\$0
	\$432,000	\$4,300,000	\$0	\$0	\$0	\$0	\$0

REVENUE

Revenues by Funding Source

Account Name	LTD	2024	2025	2026	2027	2028	Future
PFC - PASSENGER FAC CHGS	\$21,600	\$215,000	\$0	\$0	\$0	\$0	\$0
DOT GRANTS	\$21,600	\$215,000	\$0	\$0	\$0	\$0	\$0
OTHER FEDERAL AID	\$388,800	\$3,870,000	\$0	\$0	\$0	\$0	\$0
	\$432,000	\$4,300,000	\$0	\$0	\$0	\$0	\$0

BROADBAND EXPANSION TO UNSERVED AREAS

2024 TOMPKINS COUNTY PROJECT APPROVAL REQUEST (PAR) FORM

Project Name: BROADBAND EXPANSION TO
UNSERVED AREAS

Start: 01 / 01 / 2024

Estimated Completion Date: 12 / 31 / 2028

Committee: Housing and Economic
Development

Project Manager: Nick Helmholdt

Program Manager: Katie Borgella

Department: Planning and Sustainability

Location: Tompkins County

Total Project Cost: \$4,275,000

PROJECT DESCRIPTION

This request would fund anticipated local match for expanding broadband access to unserved addresses in Tompkins County.

In 2022, Tompkins County contracted with ECC Technologies to identify addresses in Tompkins County which are not served by broadband service; over 1200 such addresses were identified. In order to extend broadband service to these addresses, 116 miles of additional infrastructure would be needed to bring them fiber service. ECC Technologies identified several alternatives to provide service to the unserved address, ranging in cost from \$7 to \$100 million. This proposal considers the least expensive of these options.

The County would need to work with existing internet service providers to extend infrastructure to unserved areas. It is anticipated that the providers would be willing to cover approximately half the cost of extensions and there are several sources of grant funds available to help offset the



remaining cost. These grant funds would require matching funds. County funds would be dedicated to providing this match. In all, early estimates are that the County share would be around \$1 million.

PROPOSED IMPLEMENTATION SCHEDULE: ANNUAL AND TOTAL FUNDING REQUESTED

Broadband Expansion to Unserved Areas Expense

Worksheet	LTD	2024	2025	2026	2027	2028
Construction	\$0	\$534,375	\$1,068,750	\$1,603,125	\$534,375	\$534,375
	\$0	\$534,375	\$1,068,750	\$1,603,125	\$534,375	\$534,375
	\$0	\$534,375	\$1,068,750	\$1,603,125	\$534,375	\$534,375

REVENUE

Broadband Expansion Revenue

Account Name	LTD	2024	2025	2026	2027	2028
OTHER STATE AID	\$0	\$200,391	\$400,781	\$601,172	\$200,391	\$200,391
OTHER FEDERAL AID	\$0	\$200,391	\$400,781	\$601,172	\$200,391	\$200,391
INTERFUND(A)	\$0	\$133,594	\$267,188	\$400,781	\$133,594	\$133,594
	\$0	\$534,376	\$1,068,750	\$1,603,125	\$534,376	\$534,376

COLD STORAGE BUILDING

2024 TOMPKINS COUNTY PROJECT APPROVAL REQUEST (PAR) FORM

Project Name: Cold Storage Building

Start: 01 / 01 / 2019

Estimated Completion Date: 12 / 31 / 2024

Committee: Facilities and Infrastructure

Project Manager: Arel LeMaro

Program Manager: Arel LeMaro

Department: Facilities Department

Location: 170 Bostwick Rd.

Total Project Cost: \$670,000



PROJECT DESCRIPTION

This project includes the construction of a 60' x 100' (6,000 SF) cold storage building behind the Public Works Facility property located at Bostwick Road to be shared with TC Soil and Water Conservation District and Facilities. Having lost storage space with the sale of Old Library in 2016, the Facilities Department has a dire need for cold storage space. Currently, TCSWCD is utilizing Highway space for storage needs.

Design was completed in 2019 and construction had been planned for 2020, but due to COVID-19 was delayed starting in 2021. Bids obtained in 2021 far exceeded the project budget so a determination was made to put the project on hold to see if prices would decrease.

Construction had been planned for 2023, however, prices are still above budget and consideration is being given to delaying construction for another year. It is unlikely that prices will decrease significantly by next year and therefore increasing the project budget is being proposed.

Should additional funding be approved, construction would occur in 2024.

PROPOSED IMPLEMENTATION SCHEDULE: ANNUAL AND TOTAL FUNDING REQUESTED

Expenses by Category

Worksheet	LTD	2024	2025	2026	2027	2028	Future
Construction	\$410,000	\$220,000	\$0	\$0	\$0	\$0	\$0
Design	\$40,000	\$0	\$0	\$0	\$0	\$0	\$0
	\$450,000	\$220,000	\$0	\$0	\$0	\$0	\$0

REVENUE

Revenues by Funding Source

Account Name	LTD	2024	2025	2026	2027	2028
APPROPRIATED FUND BALANCE	\$0	\$0	\$0	\$0	\$0	\$0
OTHER STATE AID	\$0	\$0	\$0	\$0	\$0	\$0
INTERFUND(A)	\$0	\$0	\$0	\$0	\$0	\$0
APPROPRIATED FUND BALANCE	\$0	\$220,000	\$0	\$0	\$0	\$0
OTHER STATE AID	\$60,000	\$0	\$0	\$0	\$0	\$0
INTERFUND(A)	\$390,000	\$0	\$0	\$0	\$0	\$0
	\$450,000	\$220,000	\$0	\$0	\$0	\$0

CORTLAND STREET BRIDGE REPLACEMENT

2024 TOMPKINS COUNTY PROJECT APPROVAL REQUEST (PAR) FORM

Project Name: Cortland Street Bridge Replacement over Owasco Inlet

Project: 51.52

Start: 01 / 01 / 2022

Estimated Completion Date: 12 / 31 / 2024

Committee: Facilities and Infrastructure

Project Manager: John Webert

Program Manager: Jeff Smith

Department: Highway Department

Location: Cortland Street, Groton BIN 2263090

Total Project Cost: \$2,395,000

PROJECT DESCRIPTION

The project will remove the two existing adjacent 14-foot diameter corrugated metal pipes that carry West Cortland Street over the Owasco Inlet and replace them with a new bridge, including sidewalks and public water and sewer main upgrades, if required. Project Design Phase is being accelerated one year. Project is 100% County Cost.

WAS NOT SELECTED FOR BRIDGENY FUNDING.

Preliminary Design work has begun in 2023. Barton & Loguidice Consulting Engineers are providing Design on project. Estimates for replacement now indicate the need for additional funding for Construction Phase. Planning to bid Fall of 2023 with construction in 2024.



In 4/2022 the county accelerated Capital Program Design Phase (\$295,000) to 2022 to help mitigate possible delay caused by Right of Way work and possibly have shovel ready project in anticipation of Congressional Direct Funding.

PROPOSED IMPLEMENTATION SCHEDULE: ANNUAL AND TOTAL FUNDING REQUESTED

Expenses by Category

Worksheet	LTD	2024	2025	2026	2027	2028	Future
Land	\$50,000	\$0	\$0	\$0	\$0	\$0	\$0
Construction	\$0	\$2,100,000	\$0	\$0	\$0	\$0	\$0
Design	\$245,000	\$0	\$0	\$0	\$0	\$0	\$0
	\$295,000	\$2,100,000	\$0	\$0	\$0	\$0	\$0

REVENUE

Account Name	LTD	2024	2025	2026	2027	2028	Future
INTERFUND(A)	\$0	\$2,395,000	\$0	\$0	\$0	\$0	\$0
	\$0	\$2,395,000	\$0	\$0	\$0	\$0	\$0

FALL CREEK ROAD CR 105, BRIDGE REHAB OVER FALL CREEK

2024 TOMPKINS COUNTY PROJECT APPROVAL REQUEST (PAR) FORM

Project Name: Fall Creek Road CR 105, Bridge Rehab over Fall Creek

Project: 51.53

Start: 01 / 01 / 2023

Estimated Completion Date: 12 / 31 / 2027

Committee: Facilities and Infrastructure

Project Manager: John Webert

Program Manager: Jeff Smith

Department: Highway Department

Location: Fall Creek Road CR 105 over Fall Creek BIN 375619

Total Project Cost: \$1,925,000

PROJECT DESCRIPTION

This bridge is a 3-barrel concrete box culvert with a condition rating of less than 5.0, indicating greater than minor deterioration is present. Project is funded on the TIP. Project using STBG-FLEX Funding. Funding totals are based on a 80% Federal/20% Local cost share.

Project started in 2023. Project consultant is Labella Consulting Engineers. Agreements are in process, once complete Preliminary Design will commence.

Additional funding was added for Construction also reflected in table below. There is time built in to take into account the lengthy Right of Way process. Construction funding is in Federal Fiscal Year 25/26. FFY 2025/2026 starts in Fall of 2025 putting construction in 2026.



The FFY 2022/2023 starts in October 2022 and is therefore programmed in 2023. During FFY 22/23 the first phases of Preliminary Design, Right of Way and Final Design are anticipated.

PROPOSED IMPLEMENTATION SCHEDULE: ANNUAL AND TOTAL FUNDING REQUESTED

Expenses by Category

Worksheet	LTD	2024	2025	2026	2027	2028	Future
Other	\$0	\$0	\$0	\$200,000	\$0	\$0	\$0
Design	\$150,000	\$0	\$0	\$0	\$0	\$0	\$0
Constructio	\$0	\$0	\$0	\$1,500,000	\$0	\$0	\$0
Land	\$10,000	\$50,000	\$0	\$0	\$0	\$0	\$0
Planning	\$15,000	\$0	\$0	\$0	\$0	\$0	\$0
	\$175,000	\$50,000	\$0	\$1,700,000	\$0	\$0	\$0

REVENUE

Revenues by Funding Source

Account Name	Worksheet	LTD	2024	2025	2026	2027	2028
OTHER FEDERAL AID	Revenue	\$0	\$0	\$0	\$0	\$0	\$0
INTERFUND(A)	Revenue	\$0	\$0	\$0	\$0	\$0	\$0
OTHER FEDERAL AID	Revenue	\$140,000	\$40,000	\$0	\$1,360,000	\$0	\$0
INTERFUND(A)	Revenue	\$35,000	\$10,000	\$0	\$340,000	\$0	\$0
		\$175,000	\$50,000	\$0	\$1,700,000	\$0	\$0

FALLS ROAD BRIDGE OVER TAUGHANNOCK CREEK

2024 TOMPKINS COUNTY PROJECT APPROVAL REQUEST (PAR) FORM

Project Name: Falls Road Bridge over Taughannock Creek

Start: 01 / 01 / 2025

Estimated Completion Date: 12 / 31 / 2027

Committee: Facilities and Infrastructure

Project Manager: James Morse

Program Manager: Jeff Smith

Department: Highway Department

Location: Falls Road Bridge, Town of Ulysses
BIN 3314450

Total Project Cost: \$4,881,000

PROJECT DESCRIPTION

Falls Road over Taughannock Creek is considered a gateway to the Taughannock State Park, part of the area's cultural and environmental resources. Maintaining safe entrance to the park will bolster the economy through tourism.

This bridge was not selected for BridgeNY Funding. Project application was submitted for this bridge through USDOT. Rural Surface Transportation Block Grant Program which did not receive funding.

Project is planned for future years. No work has commenced. Grant funding is being sought through various sources.

One source of Grant funding which will continue to be sought after is USDOT rural transportation block grant program.



Significant project steps in 2024 include continuing to seek grant funding.

PROPOSED IMPLEMENTATION SCHEDULE: ANNUAL AND TOTAL FUNDING REQUESTED

Expenses by Category

Worksheet	LTD	2024	2025	2026	2027	2028	Future
Other	\$0	\$0	\$0	\$534,000	\$0	\$0	\$0
Design	\$0	\$0	\$750,000	\$0	\$0	\$0	\$0
Construction	\$0	\$0	\$0	\$3,597,000	\$0	\$0	\$0
	\$0	\$0	\$750,000	\$4,131,000	\$0	\$0	\$0

REVENUE

Revenues by Funding Source

Account Name	LTD	2024	2025	2026	2027	2028	Future
OTHER FEDERAL AID	\$0	\$0	\$712,500	\$3,924,450	\$0	\$0	\$0
INTERFUND(A)	\$0	\$0	\$37,500	\$206,550	\$0	\$0	\$0
	\$0	\$0	\$750,000	\$4,131,000	\$0	\$0	\$0

GREEN FACILITIES

2024 TOMPKINS COUNTY PROJECT APPROVAL REQUEST (PAR) FORM

Project Name: Green Facilities

Start: n/a

Estimated Completion Date: n/a

Committee: Facilities and Infrastructure

Project Manager: Arel LeMaro

Program Manager: Arel LeMaro

Department: Facilities Department

Location: n/a

Total Project Cost: \$30,643,992



PROJECT DESCRIPTION

The Tompkins County Energy Strategy adopted by the Legislature in August 2019, called for an inventory and analysis of County facilities and fleet to determine a financially sound path to net-zero emissions. To help the County make this transition to a net-zero emissions future, the 2022 Capital Plan includes two new programs. One is focused on providing funding for improvements to facilities to reduce energy consumption, move away from fossil fuels for thermal needs, and install renewable energy systems.

While COVID-19 has created unexpected budgetary constraints and delays in the originally set time schedule for this initiative, the proposed 2022 Capital Plan remains committed to achieving a sound financial path to net-zero emissions of County operations by 2030.

2022 market conditions and inflationary increases reflect a 10% increase from previous project budget estimates.

Through a NYSERDA Flex Tech Study in 2021, Tompkins County and its partner Johnson Controls completed a preliminary development and implementation plan to achieve net zero emissions county wide. A 3 Phased plan to achieve net-zero emissions by 2027 was presented to the

Legislature in October 2021. Detailed engineering for Phase 1 energy improvement projects started in late 2021.

Detailed engineering for Phase 1 energy improvement projects was completed in June 2022 and construction started in December 2022.

The construction of Phase 1 energy improvement projects will continue in 2023 with completion expected by the end of 2023.

Phase 2 engineering will begin in late summer of 2023 with completion in early 2024. Construction for Phase 2 is projected to commence by mid 2024.

PROPOSED IMPLEMENTATION SCHEDULE: ANNUAL AND TOTAL FUNDING REQUESTED

Expenses by Category

Account Name	LTD	2024	2025	2026	2027	2028	Future
CONSTRUCTION EXPENSE	\$15,143,992	\$0	\$0	\$0	\$0	\$0	\$0
	\$15,143,992	\$0	\$0	\$0	\$0	\$0	\$0

REVENUE

Revenues by Funding Source

Account Name	LTD	2024	2025	2026	2027	2028	Future
APPROPRIATED FUND BALANCE	\$7,097,492	\$0	\$0	\$0	\$0	\$0	\$0
OTHER STATE AID	\$0	\$0	\$0	\$0	\$0	\$0	\$0
INTERFUND(A)	\$8,046,500	\$0	\$0	\$0	\$0	\$0	\$0
	\$15,143,992	\$0	\$0	\$0	\$0	\$0	\$0

HIGHWAY MACHINERY 5-YEAR PLAN

2024 TOMPKINS COUNTY PROJECT APPROVAL REQUEST (PAR) FORM

Project Name: Highway Machinery 5-Year Plan

Project: 51.91

Start: 01 / 01 / 2023

Estimated Completion Date: 12 / 31 / 2027

Committee: Budget, Capital, and Personnel

Project Manager: Nick Ensign

Program Manager: Jeff Smith

Department: Highway Department

Location: N/A

Total Project Cost: \$6,675,000

PROJECT DESCRIPTION

Highway Machinery Procurement - 5 year plan. Includes 2024 - 2025 - 2026 - 2027 - 2028

There have been no significant steps taken in prior years. Highway Department has for many years maintained a 5 year vehicle and machinery procurement plan.

Significant steps taken during 2022 include an update to department 5 year vehicle and machinery plan. This PAR only includes highway machinery. The vehicles (pick up type) are included in the Planning department Green Fleet Capital Plan.

During the 2024 budget year, machinery listed in 5 year plan for the year 2024 would be procured. Highway Machinery 5 year plan would be updated annually.



PROPOSED IMPLEMENTATION SCHEDULE: ANNUAL AND TOTAL FUNDING REQUESTED

Expenses by Category

Worksheet	LTD	2024	2025	2026	2027	2028	Future
Equipment	\$1,393,000	\$1,000,000	\$1,345,000	\$1,350,000	\$1,200,000	\$1,350,000	\$0
	\$1,393,000	\$1,000,000	\$1,345,000	\$1,350,000	\$1,200,000	\$1,350,000	\$0

REVENUE

Revenues by Funding Source

Account Name	LTD	2024	2025	2026	2027	2028
INTERFUND(A)	\$1,393,000	\$1,000,000	\$1,345,000	\$1,350,000	\$1,200,000	\$1,350,000
	\$1,393,000	\$1,000,000	\$1,345,000	\$1,350,000	\$1,200,000	\$1,350,000

MIDLINE ROAD CULVERT BRIDGENY GRANT PROJECT

2024 TOMPKINS COUNTY PROJECT APPROVAL REQUEST (PAR) FORM

Project Name: Midline Road Culvert BridgeNY Grant Project

Start: 01 / 01 / 2024

Estimated Completion Date: 12 / 31 / 2026

Committee: Facilities and Infrastructure

Project Manager: Jim Morse

Program Manager: Jeffrey Smith

Department: Highway

Location: Midline Road over Tributary Six Mile Creek

Total Project Cost: \$1,178,000

PROJECT DESCRIPTION

This project is funded through the Bridge New York (culvert) Grant Program. The existing structure is a cast-in-place concrete box culvert having a span of 12 feet and a barrel length of approximately 27 feet. The culvert has exceeded its service life and is in poor condition. The underside of the top slab is heavily mapcracked, has moderate efflorescence and stalactites, and has a large area of exposed, rusted reinforcing steel. The begin and end wingwalls have efflorescence stains and a couple areas of deeply spalled concrete. There is no guide railing along the west side of CR 162 and there is no stream bank or scour protection. The existing culvert requires replacement due to structural deterioration and safety-related issues.



PROPOSED IMPLEMENTATION SCHEDULE: ANNUAL AND TOTAL FUNDING REQUESTED

Midline Road Expense

Worksheet	LTD	2024	2025	2026	2027	2028	Future
Construction	\$0	\$0	\$931,000	\$0	\$0	\$0	\$0
Design	\$0	\$247,000	\$0	\$0	\$0	\$0	\$0
	\$0	\$247,000	\$931,000	\$0	\$0	\$0	\$0

REVENUE

Midline Road Revenue

Account Name	LTD	2024	2025	2026	2027	2028	Future
DOT GRANTS	\$0	\$0	\$1,119,100	\$0	\$0	\$0	\$0
INTERFUND(A)	\$0	\$0	\$58,900	\$0	\$0	\$0	\$0
	\$0	\$0	\$1,178,000	\$0	\$0	\$0	\$0

PODUNK ROAD BRIDGE OVER TAUGHANNOCK CREEK

2024 TOMPKINS COUNTY PROJECT APPROVAL REQUEST (PAR) FORM

Project Name: Podunk Road Bridge over Taughannock Creek

Project: 51.51

Start: 01 / 01 / 2022

Estimated Completion Date: 12 / 31 / 2025

Committee: Facilities and Infrastructure

Project Manager: John Webert

Program Manager: Jeff Smith

Department: Highway Department

Location: Podunk Road Bridge over Taughannock Creek Town of Ulysses BIN 3314460

Total Project Cost: \$3,869,000

PROJECT DESCRIPTION

Successful award of BridgeNY Grant funding. Full replacement of the existing bridge with a new, 34' wide bridge to accommodate pedestrian traffic, including standard bridge/guide rail. Bridge will be constructed with a concrete deck wearing surface with concrete approach slabs on concrete prestressed box beams and concrete abutments and walls on steel piles. Project will eliminate posted condition limiting weight of traffic. Any private utilities, buried or overhead, will be supported or relocated as necessary at the utility company's cost. During construction it is anticipated there will be a 5 mile detour. Project cost includes some realignment of existing road curve.



There has been maintenance work using Highway Employees and Consultant cost to determine load rating as DOT has required posting weight limit of bridge. Bridge NY Grant was awarded Spring 2022.

Significant steps completed in 2022 are as follows: NYSDOT / Tompkins County Agreement and selection of Consultant and Consultant Agreement, Preliminary design and right of way.

2023 will continue preliminary design and right of way, and final design as well as PSE, Bid and award with construction anticipated in 2024.

There has been an additional \$300,000 added to project from time since state-local-agreement (SLA). Total project funding now at \$3,869,000 including 20% local share of \$773,800. PAR has reflected this.

PROPOSED IMPLEMENTATION SCHEDULE: ANNUAL AND TOTAL FUNDING REQUESTED

Expenses by Category

Worksheet	LTD	2024	2025	2026	2027	2028	Future
Land	\$142,000	\$0	\$0	\$0	\$0	\$0	\$0
Construction	\$0	\$3,207,000	\$0	\$0	\$0	\$0	\$0
Other	\$0	\$0	\$0	\$0	\$0	\$0	\$0
Design	\$520,000	\$0	\$0	\$0	\$0	\$0	\$0
	\$662,000	\$3,207,000	\$0	\$0	\$0	\$0	\$0

REVENUE

Revenues by Funding Source

Account Name	LTD	2024	2025	2026	2027	2028	Future
OTHER FEDERAL AID	\$478,228	\$2,616,972	\$0	\$0	\$0	\$0	\$0
INTERFUND(A)	\$183,772	\$590,028	\$0	\$0	\$0	\$0	\$0
	\$662,000	\$3,207,000	\$0	\$0	\$0	\$0	\$0

PUBLIC SAFETY BUILDING PROJECT

2024 TOMPKINS COUNTY PROJECT APPROVAL REQUEST (PAR) FORM

Project Name: Public Safety Building Project

Start: 01 / 01 / 2021

Estimated Completion Date: 12 / 31 / 2025

Committee: Facilities and Infrastructure

Project Manager: Arel LeMaro

Program Manager: Arel LeMaro

Department: Facilities Department

Location: 779 Warren Road

Total Project Cost: \$10,750,000



PROJECT DESCRIPTION

In 2020 a space needs assessment was conducted which included cost options for significantly renovating the Public Safety building to constructing a new facility including jail pod scenario's. Costs for these scenario's ranged from \$23M to \$45M. All scenario's also included energy upgrades to making the Public Safety building part of the County's Net-zero efforts for all county facilities.

During this time significant bail and criminal justice reforms were put into place by the State of New York. As a result, the County's jail population continued to decline to unprecedented levels. While COVID-19 impacted most of 2020 in unpredictable and unfamiliar ways, it was still too early to determine the long-term impacts on the County's jail population from the bail and criminal justice reforms.

As a result, it was recommended that the County pause on making any significant improvements to the Public Safety building for several years until consistent baseline data could be produced to understand the long-term impacts of the bail and criminal justice reforms on the jail. Instead, it was recommended the County move forward with approximately \$4M of needed improvements to keep the facility functioning adequately and safely for County employees and inmates. These improvements included upgrades to the building envelope/interior, HVAC/plumbing systems,

security and detention hardware systems, and electrical systems. These improvements provided the needed upgrades to keep the facility operational and minimize any unanticipated failures in the immediate future. Design for these short-term improvements took place in 2021 and 2022. Prime contracts were awarded in the summer of 2022. Construction commenced in the spring of 2023 after all equipment and materials were on-site with expected completion by the end of 2023.

Over the past year, the County has continued to monitor the impacts of bail and criminal justice reforms and considered the program space deficiencies that currently exist in the jail in order to make informed decisions about the next investment for the Public Safety building.

PROPOSED IMPLEMENTATION SCHEDULE: ANNUAL AND TOTAL FUNDING REQUESTED

Expenses by Category

Worksheet	LTD	2024	2025	2026	2027	2028	Future
Construction	\$4,500,000	\$0	\$0	\$0	\$0	\$0	\$0
Design	\$250,000	\$0	\$500,000	\$5,500,000	\$0	\$0	\$0
	\$4,750,000	\$0	\$500,000	\$5,500,000	\$0	\$0	\$0

REVENUE

Revenues by Funding Source

Account Name	LTD	2024	2025	2026	2027	2028	Future
OTHER FEDERAL AID	\$3,750,000	\$0	\$0	\$0	\$0	\$0	\$0
INTERFUND(A)	\$1,000,000	\$0	\$500,000	\$5,500,000	\$0	\$0	\$0
	\$4,750,000	\$0	\$500,000	\$5,500,000	\$0	\$0	\$0

ROAD MAINTENANCE PROGRAM

2024 TOMPKINS COUNTY PROJECT APPROVAL REQUEST (PAR) FORM

Project Name: Road Maintenance Program

Start: 01 / 01 / 2014

Estimated Completion Date: n/a

Committee: Facilities and Infrastructure

Project Manager: Nick Ensign

Program Manager: Jeff Smith

Department: Highway Department

Location: Tompkins County

Total Project Cost: \$15,600,000



PROJECT DESCRIPTION

This project supports a multi-year highway rehabilitation, reconstruction, and maintenance plan. For funding year 2022 ARPA funds were used, in 2023 and 2024 General Fund Balance is utilized rather than bonding funds. Those three years total \$6 million lowering the total local share to \$7.2 million.

The Road Maintenance Bond Funds have provided for enhanced funding for road paving and bridge work. These funds have helped provide for a incremental improvement each year in our Overall Average Pavement Quality for all county roads.

Road Maintenance Bond Funds are utilized for road and bridge improvements.

The Highway Maintenance Bond Program has been instrumental in stabilizing and improving the Overall Pavement Quality and is expected to allow continued improvement. Additionally, these funds both allow the department to fund preservation activities on roads as well as widen road section with paved shoulders to both improve safety and longevity.

PROPOSED IMPLEMENTATION SCHEDULE: ANNUAL AND TOTAL FUNDING REQUESTED

Expenses by Category

Worksheet	LTD	2024	2025	2026	2027	2028	Future
Construction	\$3,600,000	\$2,400,000	\$2,400,000	\$2,400,000	\$2,400,000	\$2,400,000	\$0
	\$3,600,000	\$2,400,000	\$2,400,000	\$2,400,000	\$2,400,000	\$2,400,000	\$0

REVENUE

Revenues by Funding Source

Account Name	LTD	2024	2025	2026	2027	2028	Future
APPROPRIATED FUND BALANCE	\$3,600,000	\$2,400,000	\$0	\$0	\$0	\$0	\$0
INTERFUND(A)	\$0	\$0	\$2,400,000	\$2,400,000	\$2,400,000	\$2,400,000	\$0
	\$3,600,000	\$2,400,000	\$2,400,000	\$2,400,000	\$2,400,000	\$2,400,000	\$0

VOTING MACHINES

2024 TOMPKINS COUNTY PROJECT APPROVAL REQUEST (PAR) FORM

Project Name: Voting Machines

Start: 01 / 01 / 2024

Estimated Completion Date: 12 / 31 / 2024

Committee: Government Operations

Project Manager: Steve Dewitt

Program Manager: Steve Dewitt

Department: Board of Elections

Location: 128 E. Buffalo St., Ithaca, NY 14850

Total Project Cost: \$625,000

PROJECT DESCRIPTION

Our current voting machines that were purchased in 2008 are requiring more maintenance and are reaching the end of their life cycle. We are looking to replace them with approximately 50 new machines. We are waiting for the State BOE to certify the few new companies that have submitted certification materials. Once the State approves, we can request official quotes.

At present, the estimated cost of each machine is about \$12,500.

Once companies have been certified, we will ask them to visit and propose the benefits of their machines. We will also request proper quotes and contracts. We also hope to receive feedback from other counties who have implemented new machines and learn the positive/negative aspects of each.

We would make the decision on which machines we would like to purchase, research any grant funding options and submit the bid to the county.



PROPOSED IMPLEMENTATION SCHEDULE: ANNUAL AND TOTAL FUNDING REQUESTED

Expenses by Category

Worksheet	LTD	2024	2025	2026	2027	2028	Future
Equipment	\$0	\$625,000	\$0	\$0	\$0	\$0	\$0
	\$0	\$625,000	\$0	\$0	\$0	\$0	\$0

REVENUE

Revenues by Funding Source

Account Name	LTD	2024	2025	2026	2027	2028	Future
APPROPRIATED FUND BALANCE	\$0	\$545,000	\$0	\$0	\$0	\$0	\$0
OTHER STATE AID	\$0	\$80,000	\$0	\$0	\$0	\$0	\$0
	\$0	\$625,000	\$0	\$0	\$0	\$0	\$0

SECTION 4

DEPARTMENTS & BUDGETING UNITS

Thank you for living Tompkins County's values.

Equity.

We sustain a workplace community that ensures fairness through diversity and inclusion, eliminates structurally oppressive systems, and builds trust, appreciation, and opportunities for all.



AIRPORT

2024 Operating Budget

Department Overview

The mission of the Ithaca Tompkins International Airport is to provide a safe, efficient, clean, and enjoyable facility that exceeds the expectations of the traveling public, the airport tenants, and other airport users. The airport provides a vital link to the outside world by allowing business and leisure travelers to fly in directly to the community. The airport serves the community's travel needs by providing access to the national and international aviation system. The airline and airport industry are experiencing extreme difficulties relating to the pandemic and the outfalls relating directly to it.



The main issue regional airports are experiencing is related to the shortage of pilots as well as the cost of fuel. In 2022 ITH lost American Airlines service, which was a large hit on the overall airport budget. This, factored in with the fewer flights being operated by Delta and United will put a large hole in the overall airport budget. Loss of airline service also directly affects non-airline revenue (parking, rental cars, terminal café, as well as our FBO). To retain our current service and grow/re-grow additional and new service it is crucial that we remain competitive. ITH will continue to engage in recovery efforts by seeking other non-airline revenue opportunities, do a comparison of our fees (parking) to other similar sized markets, market the General Aviation sector of the airport, and reduce costs, among many other opportunities. We will also continue to reach out to the airlines with updated information about our market by using our resources within the community, educational and political connections to support the need for air service in our market. This will be ongoing as the airlines are also working through recovery from the pandemic, with loss of pilots and fuel costs as only two of the factors that they are dealing with. The key will be to continue to build relationships with all entities and make sure they know ITH is here to work with them.

Consolidated Budget - Expenditures & Revenues

	MODIFIED BUDGET	ACTUALS	TARGET	REQUESTED	CNTY ADMIN	TOTAL REC
	FY2023	FY2023	2024	2024	2024	2024
Expenses						
SALARY AND WAGES	\$1,039,975	\$375,291	\$1,184,771	-	-	\$1,184,771
OVERTIME	\$57,899	\$38,688	\$74,709	-	-	\$74,709
PREMIUM PAY	\$30,201	\$371,817	\$30,200	-	-	\$30,200
FRINGE	\$486,220	\$342,387	\$569,652	-	-	\$569,652
OTHER FINANCE	\$342,481	-	\$340,980	\$340,980	\$340,980	\$681,960
OTHER CAPITAL EQUIPMENT	\$25,338	\$11,315	\$32,000	-	-	\$32,000
AUTOMOTIVE EQUIPMENT	\$95,000	-	\$85,000	-	-	\$85,000
ALL OTHER CONTR. SVCS.	\$568,839	\$480,465	\$655,193	-	-	\$655,193
OTHER	\$416,808	\$385,931	\$398,530	-	-	\$398,530
OTHER SUPPLIES	\$87,350	\$66,154	\$80,850	-	-	\$80,850
VEHICLES FUEL AND MAINTENANCE	\$330,438	\$256,500	\$401,500	-	-	\$401,500
MAINTENANCE	\$211,000	\$54,237	\$213,500	-	-	\$213,500
HIGHWAY MATERIALS	\$47,900	\$2,649	\$53,300	-	-	\$53,300
PROGRAM EXPENSE	\$200,300	\$500	-\$1,034,698	-	-	-\$1,034,698
TRAVEL TRAINING	\$46,100	\$23,174	\$54,400	-	-	\$54,400
PROFESSIONAL SERVICES	\$418,945	\$403,313	\$353,695	\$800,000	\$800,000	\$1,153,695
UTILITIES	\$143,800	\$87,971	\$130,150	-	-	\$130,150
EXPENSES TOTAL	\$4,548,593	\$2,900,391	\$3,623,732	\$1,140,980	\$1,140,980	\$4,764,712
Revenues						
LOCAL REVENUES	\$2,319,502	\$2,175,191	\$3,345,538	-	-	\$3,345,538
DESCRIPTION PENDING	\$0	-	-	-	-	-
OTHER REVENUES	\$89,482	\$76,495	\$62,794	-	-	\$62,794
USE OF FUND BALANCE	\$197,125	-	\$215,400	-	-	\$215,400
INTERFUND TRANSFER AND REVENUE	\$1,872,135	-	\$0	\$1,140,980	\$1,140,980	\$1,140,980
STATE AID	\$35,525	-	\$0	-	-	\$0
FEDERAL AID	\$0	\$1,532,716	\$0	-	-	\$0
REVENUES TOTAL	\$4,513,769	\$3,784,402	\$3,623,732	\$1,140,980	\$1,140,980	\$4,764,712
Dept. Net Local	\$34,825	-\$884,011	\$0	\$0	\$0	\$0

Full Time Equivalents

Position	2019	2020	2021	2022	2023	2024
FTE						
Account Clerk Typist	1.00	1.00	1.00	1.00	1.00	0.00
Administrative Coordinator	0.00	0.00	0.00	0.00	0.00	1.00
Airport Director	1.00	1.00	1.00	1.00	1.00	1.00
Airport Firefighter/Operations Tech	10.00	10.00	10.00	10.00	9.00	10.00
Airport Terminal Services Coor	1.00	1.00	1.00	1.00	1.00	1.00
Dep ARFF Chief/Security & Training Coord	0.00	0.00	0.00	0.00	1.00	1.00
Deputy Dir Airpt/ARFF Chief	2.00	2.00	2.00	2.00	1.00	1.00
Marketing & Air Service Development Administrator	0.00	0.00	0.00	0.00	1.00	1.00
FTE	15.00	15.00	15.00	15.00	15.00	16.00

5610 - AIRPORT

	ACTUAL	ACTUALS	MOD BUD	TARGET	REQUEST	REC OTR	TOTAL REC
	FY2022	FY2023	FY2023	2024	2024	2024	2024
Total Expenses							
SALARY AND WAGES	\$545,811	\$375,291	\$1,039,975	\$1,184,771	-	-	\$1,184,771
OVERTIME	\$59,653	\$38,688	\$57,899	\$74,709	-	-	\$74,709
PREMIUM PAY	\$527,552	\$371,817	\$30,201	\$30,200	-	-	\$30,200
FRINGE	\$533,684	\$342,387	\$486,220	\$569,652	-	-	\$569,652
OTHER FINANCE	\$188,700	-	\$342,481	\$340,980	\$340,980	\$340,980	\$681,960
OTHER CAPITAL EQUIPMENT	\$32,589	\$11,315	\$25,338	\$32,000	-	-	\$32,000
AUTOMOTIVE EQUIPMENT	\$102,611	-	\$95,000	\$85,000	-	-	\$85,000
ALL OTHER CONTR. SVCS.	\$610,087	\$480,465	\$568,839	\$655,193	-	-	\$655,193
OTHER	\$355,827	\$385,931	\$416,808	\$398,530	-	-	\$398,530
OTHER SUPPLIES	\$113,113	\$66,154	\$87,350	\$80,850	-	-	\$80,850
VEHICLES FUEL AND MAINTENANCE	\$390,756	\$256,500	\$330,438	\$401,500	-	-	\$401,500
MAINTENANCE	\$112,840	\$54,237	\$211,000	\$213,500	-	-	\$213,500
HIGHWAY MATERIALS	\$74,680	\$2,649	\$47,900	\$53,300	-	-	\$53,300
PROGRAM EXPENSE	\$301	\$500	\$200,300	-\$1,034,698	-	-	-\$1,034,698
TRAVEL TRAINING	\$35,470	\$23,174	\$46,100	\$54,400	-	-	\$54,400
PROFESSIONAL SERVICES	\$306,719	\$191,819	\$231,620	\$153,695	\$800,000	\$800,000	\$953,695
UTILITIES	\$61,223	\$51,434	\$120,000	\$99,750	-	-	\$99,750
TOTAL EXPENSES TOTAL	\$4,051,616	\$2,652,361	\$4,337,468	\$3,393,332	\$1,140,980	\$1,140,980	\$4,534,312
Total Revenues							
LOCAL REVENUES	\$1,962,731	\$2,166,421	\$2,305,502	\$3,330,538	-	-	\$3,330,538
DESCRIPTION PENDING	-	-	\$0	-	-	-	-
OTHER REVENUES	\$77,020	\$76,495	\$89,482	\$62,794	-	-	\$62,794
USE OF FUND BALANCE	-	-	\$0	\$0	-	-	\$0
INTERFUND TRANSFER AND REVENUE	-	-	\$1,872,135	\$0	\$1,140,980	\$1,140,980	\$1,140,980
STATE AID	\$5,788	-	\$35,525	\$0	-	-	\$0
FEDERAL AID	\$2,178,278	\$1,532,716	\$0	\$0	-	-	\$0
TOTAL REVENUES TOTAL	\$4,223,817	\$3,775,632	\$4,302,644	\$3,393,332	\$1,140,980	\$1,140,980	\$4,534,312
Dept. Net Local	-\$172,201	-\$1,123,272	\$34,825	\$0	\$0	\$0	\$0

5615 - AIRPORT CUSTOMS FACILITY

	ACTUAL	ACTUALS	MOD BUD	TARGET	REQUEST	REC OTR	TOTAL REC
	FY2022	FY2023	FY2023	FY2024	FY2024	FY2024	FY2024
Total Expenses							
ALL OTHER CONTR. SVCS.	\$996	\$0	\$0	\$0	-	-	\$0
PROFESSIONAL SERVICES	\$146,317	\$210,900	\$187,325	\$200,000	-	-	\$200,000
UTILITIES	\$27,688	\$36,374	\$23,800	\$30,400	-	-	\$30,400
TOTAL EXPENSES TOTAL	\$175,001	\$247,275	\$211,125	\$230,400	-	-	\$230,400
Total Revenues							
LOCAL REVENUES	\$11,762	\$8,770	\$14,000	\$15,000	-	-	\$15,000
USE OF FUND BALANCE	-	-	\$197,125	\$215,400	-	-	\$215,400
FEDERAL AID	-	-	\$0	\$0	-	-	\$0
TOTAL REVENUES TOTAL	\$11,762	\$8,770	\$211,125	\$230,400	-	-	\$230,400
Dept. Net Local	\$163,239	\$238,505	\$0	\$0	\$0	\$0	\$0

AIRPORT - OTR

2024 Over Target Requests (OTRs)

Over Target Requests Summary

	TARGET	REQ TARGET	REQ ONETIME	REC ONETIME	TOTAL REC
	FY2024	FY2024	FY2024	FY2024	FY2024
Expenses					
Airport	\$4,764,712	-	\$1,140,980	\$1,140,980	\$5,905,692
EXPENSES TOTAL	\$4,764,712	-	\$1,140,980	\$1,140,980	\$5,905,692
Revenues					
Airport	\$4,764,712	-	\$1,140,980	\$1,140,980	\$5,905,692
REVENUES TOTAL	\$4,764,712	-	\$1,140,980	\$1,140,980	\$5,905,692
Revenues - Expenses	\$0	\$0	\$0	\$0	\$0

Department Request

5610 Airport - PFC Debt Service Contribution - OTR
Priority 1 Continuation of Previous Years OTR MultiYear

This will fund multi year PFC Debt Service contribution. This is intended to be a stop gap anticipating an increase in PFCs as the market recovers.

County Administrator Recommendation

Supporting this multi-year request to support the TC Airport.

The airline and airport industry are experiencing extreme difficulties relating to the pandemic and the outfalls relating directly to it. The main issue regional airports are experiencing is related to the shortage of pilots as well as the cost of fuel. In 2022 ITH lost American Airlines service, which was a large hit on the overall airport budget. This, factored in with the fewer flights being operated by Delta and United will put a large hole in the overall airport budget. Loss of airline service also directly affects non-airline revenue (parking, rental cars, terminal cafe, as well as our FBO). I am asking for assistance to help the airport work through this difficult time and begin the road to recovery. ITH is asking for \$342,481 to cover 50% of the Airport Terminal Debt Service that is bonded. We are also asking for \$1,329,654 to maintain a competitive fee airport and cover our operating expenses. This will allow us to keep our airline rates and charges competitive, the Cost Per Enplanement (CPE) at \$20.00 and maintain operating the airport. With the approval and support of this assistance the Rental Rate is \$36.67 per sq. foot and the landing fee is \$4.52 per 1000 lbs. (MGLW). This will give us a CPE of \$20.00. Without the assistance the Rental Rate is \$71.55 per sq. foot and the landing fee is \$11.35 per 1000 lbs. (MGLW). This will give us a CPE of \$42.41. To retain our curtain service and grow/re-grow additional and new service it is crucial that we remain competitive. The airport is looking to recover over the next three to five years, with an anticipated ask in 2024 of \$340,980 for Bonded Debt Service and \$800,000 in Operating costs and in year 2025 an ask of \$342,481 for Bonded Debt Service and \$300,000 to continue to remain a competitive airport and cover our operational costs. It is anticipated in 2024 the airports rates and

charges are anticipated to be \$6.20 per 100 lbs. (MGLW) landing fee and an average terminal rental rate of \$58.22. This will result in the CPE being \$28.76. ITH will continue to engage in recovery efforts by seeking other non-airline revenue opportunities, do a comparison of our fees to other similar sized markets, market the General Aviation sector of the airport, and reduce costs, among many other opportunities. We will also continue to reach out to the airlines with updated information about our market by using our resources within the community, educational and political connections to support the need for air service in our market. This will be ongoing as the airlines are also working through recovery from the pandemic, with loss of pilots and fuel costs as only two of the factors that they are dealing with. The key will be to continue to build relationships with all entities and make sure they know ITH is here to work with them.

5610 Airport - PFC Debt Service Contribution - OTR

Functional Unit	Account Code	Line Item Description	Account Number Description	Amount
5610	54808	Multi- Year	CONTRIBUTION TO DEBT SERV	\$340,980
5610	54442	Multi-Year	PROFESSIONAL SERVICES	\$800,000
				\$1,140,980

ASSESSMENT DEPARTMENT

2024 Operating Budget

Department Overview

The mission of the Tompkins County Department of Assessment is to maintain equitable and accurate market driven property assessments on a yearly basis for real property tax administration. The Department yearly assesses properties at 100% of fair market value in order to equitably distribute the tax burden among the taxable properties within Tompkins County, to administer real property tax exemptions as provided by the New York State Real Property Tax Law and to educate the public about Real Property Assessment Administration.



Consolidated Budget - Expenditures & Revenues

	MODIFIED BUDGET	ACTUALS	TARGET	REQUESTED	CNTY ADMIN	TOTAL REC
	FY2023	FY2023	FY2024	FY2024	FY2024	FY2024
Expenses						
SALARY AND WAGES	\$897,884	\$579,532	\$881,909	\$123,614	–	\$881,909
OVERTIME	\$0	–	\$0	\$0	–	\$0
PREMIUM PAY	\$8,000	\$17,592	\$8,000	\$0	–	\$8,000
FRINGE	\$393,657	\$258,313	\$393,073	\$54,600	–	\$393,072
OTHER FINANCE	\$0	–	\$0	–	–	\$0
OTHER CAPITAL EQUIPMENT	\$8,300	\$354	\$3,300	–	–	\$3,300
AUTOMOTIVE EQUIPMENT	\$0	–	\$0	–	–	\$0
ALL OTHER CONTR. SVCS.	\$30,302	\$17,075	\$14,561	–	–	\$14,561
OTHER	\$20,160	\$46,490	\$42,824	–	–	\$42,824
OTHER SUPPLIES	\$13,904	\$6,891	\$16,763	–	–	\$16,763
VEHICLES FUEL AND MAINTENANCE	\$3,700	\$1,485	\$3,700	–	–	\$3,700
PROGRAM EXPENSE	\$2,750	\$2,250	\$2,750	–	–	\$2,750
TRAVEL TRAINING	\$15,000	\$3,529	\$16,574	–	–	\$16,574
RENT	\$0	–	\$0	–	–	\$0
PROFESSIONAL SERVICES	\$0	–	\$0	–	–	\$0
UTILITIES	\$3,500	\$1,803	\$3,500	–	–	\$3,500
ROLLOVER	\$0	–	–	–	–	–
EXPENSES TOTAL	\$1,397,157	\$935,314	\$1,386,953	\$178,215	–	\$1,386,953
Revenues						
LOCAL REVENUES	\$28,000	\$41,902	\$28,000	–	–	\$28,000
APPLIED ROLLOVER (REV)	\$0	–	\$0	–	–	\$0
OTHER REVENUES	\$0	–	\$0	–	–	\$0
INTERFUND TRANSFER AND REVENUE	\$32,681	\$32,681	\$33,333	–	–	\$33,333
STATE AID	\$0	–	\$0	–	–	\$0
FEDERAL AID	\$0	\$4,161	\$0	–	–	\$0
REVENUES TOTAL	\$60,681	\$78,744	\$61,333	–	–	\$61,333
Dept. Net Local	\$1,336,476	\$856,571	\$1,325,620	\$178,215	\$0	\$1,325,620

Full Time Equivalents

Position	2019	2020	2021	2022	2023	2024
FTE						
Admin Assistant Level 2	0.00	0.00	0.00	1.00	1.00	1.00
Administrative Assistant Level 1	0.00	1.00	1.00	0.00	0.00	0.00
Assistant Assessment Account	1.00	1.00	0.00	0.00	0.00	0.00
Assistant Director Of Assessment	1.00	1.00	1.00	1.00	1.00	1.00
Assistant Real Property Appraiser	1.00	1.00	4.00	2.00	2.00	0.00
Data Collector	0.00	0.00	0.00	0.30	0.30	0.30
Director Of Assessment	1.00	1.00	1.00	1.00	1.00	1.00
GIS Analyst	0.00	1.00	0.00	0.00	0.00	0.00
GIS Technician	1.00	0.00	0.00	0.00	0.00	0.00
Information Aide	0.00	0.00	0.00	0.00	1.00	1.00
Project Assistant	0.00	0.00	0.10	0.00	0.10	0.00
Real Property Appraiser	3.00	3.00	2.00	4.00	4.00	6.00
Real Property Systems Supervisor	1.00	1.00	1.00	1.00	1.00	1.00
Senior Valuation Specialist	0.50	0.50	0.00	0.00	1.00	1.00
Valuation Specialist	2.00	2.00	1.00	1.00	0.00	0.00
FTE	11.50	12.50	11.10	11.30	12.40	12.30

1355 - ASSESSMENT

	ACTUAL	ACTUALS	MOD BUD	TARGET	REQUEST	REC OTR	TOTAL REC
	FY2022	FY2023	FY2023	FY2024	FY2024	FY2024	FY2024
Total Expenses							
SALARY AND WAGES	\$820,018	\$549,232	\$897,884	\$881,909	\$0	-	\$881,909
OVERTIME	\$780	-	\$0	\$0	\$0	-	\$0
PREMIUM PAY	\$8,657	\$14,515	\$8,000	\$8,000	\$0	-	\$8,000
FRINGE	\$388,734	\$243,801	\$393,657	\$393,073	\$0	-	\$393,073
OTHER FINANCE	-	-	\$0	\$0	-	-	\$0
OTHER CAPITAL EQUIPMENT	\$2,668	\$354	\$8,300	\$3,300	-	-	\$3,300
AUTOMOTIVE EQUIPMENT	-	-	\$0	\$0	-	-	\$0
ALL OTHER CONTR. SVCS.	\$10,156	\$16,938	\$30,302	\$14,561	-	-	\$14,561
OTHER	\$24,589	\$45,802	\$20,160	\$42,824	-	-	\$42,824
OTHER SUPPLIES	\$9,192	\$6,864	\$13,904	\$16,763	-	-	\$16,763
VEHICLES FUEL AND MAINTENANCE	\$4,422	\$1,212	\$3,700	\$3,700	-	-	\$3,700
PROGRAM EXPENSE	\$2,420	\$2,250	\$2,750	\$2,750	-	-	\$2,750
TRAVEL TRAINING	\$8,237	\$3,529	\$15,000	\$16,574	-	-	\$16,574
RENT	-	-	\$0	\$0	-	-	\$0
PROFESSIONAL SERVICES	-	-	\$0	\$0	-	-	\$0
UTILITIES	\$2,824	\$1,739	\$3,500	\$3,500	-	-	\$3,500
ROLLOVER	-	-	\$0	-	-	-	-
TOTAL EXPENSES TOTAL	\$1,282,697	\$886,236	\$1,397,157	\$1,386,954	\$0	-	\$1,386,954
Total Revenues							
LOCAL REVENUES	\$65,269	\$41,902	\$28,000	\$28,000	-	-	\$28,000
APPLIED ROLLOVER (REV)	-	-	\$0	\$0	-	-	\$0
OTHER REVENUES	-	-	\$0	\$0	-	-	\$0
INTERFUND TRANSFER AND REVENUE	\$32,040	\$32,681	\$32,681	\$33,333	-	-	\$33,333
STATE AID	-	-	\$0	\$0	-	-	\$0
FEDERAL AID	\$14,464	\$4,161	\$0	\$0	-	-	\$0
TOTAL REVENUES TOTAL	\$111,773	\$78,744	\$60,681	\$61,333	-	-	\$61,333
Dept. Net Local	\$1,170,924	\$807,493	\$1,336,476	\$1,325,621	\$0	\$0	\$1,325,621

ASSESSMENT DEPARTMENT - OTR

2024 Over Target Requests (OTRs)

Over Target Requests Summary

	TARGET	REQ TARGET	REQ ONETIME	REC ONETIME	TOTAL REC
	FY2024	FY2024	FY2024	FY2024	FY2024
Expenses					
Assessment	\$1,386,953	\$178,215	-	-	\$1,386,953
EXPENSES TOTAL	\$1,386,953	\$178,215	-	-	\$1,386,953
Revenues					
Assessment	\$61,333	-	-	-	\$61,333
REVENUES TOTAL	\$61,333	-	-	-	\$61,333
Revenues - Expenses	\$1,325,620	\$178,215	\$0	\$0	\$1,325,620

Department Request

1355 - Assessment - Assistant Real Property Appraiser - OTR TARGET

Priority 1 Maintenance of Effort Target

We are currently in a real estate market never before seen in Tompkins County (at least in modern history). My office used to have 19.5 FTEs back in 2000 and we currently have 12.3 FTEs on staff

County Administrator Recommendation

Unable to recommend this year due to fiscal constraints.

for 2023. In addition, since 2000 we have gained 2,865 parcels (about the size of the Town of Groton including the Village). Our current state provided database lacks the functionality that we had for the 2000 Revaluation which has increased review time. In 2020, we lost a few senior staff and while our new staff is good, they are still new and gaining experience. Our office has shifted to needing supervision and basic training as we lost experienced staff. We simply cannot continue to be understaffed and expect the same quality of work that this office is known for doing. This new position will allow the Assistant Director to not have Town responsibility and instead we can utilize management for training/supervision as opposed to production work.

Functional Unit	Account Code	Line Item Description	Account Number Description	Amount
1355	58800		REGULAR PAY	\$25,908
1355	51000		REGULAR PAY	\$58,656
				\$84,564

ASSIGNED COUNSEL

2024 Operating Budget

Department Overview

Assigned Counsel receives and reviews all applications for free attorney services and determines eligibility. Financial eligibility levels include: automatic eligibility for public assistance, poverty level, and inability to afford counsel. Attorneys are provided for charges including violations, misdemeanors, felonies, and appeals in criminal court, and most matters in family court.



Consolidated Budget - Expenditures & Revenues

	MODIFIED BUDGET	ACTUALS	TARGET	REQUESTED	CNTY ADMIN	TOTAL REC
	FY2023	FY2023	FY2024	FY2024	FY2024	FY2024
Expenses						
SALARY AND WAGES	\$422,793	\$256,276	\$408,058	-	-	\$408,057
OVERTIME	\$0	-	\$0	-	-	\$0
PREMIUM PAY	\$3,750	\$2,500	\$2,500	-	-	\$2,500
FRINGE	\$188,404	\$112,789	\$180,239	-	-	\$180,240
Mandate - Assigned Counsel	\$809,560	\$863,262	\$1,817,000	-	-	\$1,817,000
OTHER FINANCE	\$0	-	\$0	-	-	\$0
OTHER CAPITAL EQUIPMENT	\$5,000	\$71	\$20,690	-	-	\$20,690
ALL OTHER CONTR. SVCS.	\$1,210,940	\$997,676	\$2,061,532	-	-	\$2,061,532
OTHER	\$2,000	\$4,458	\$3,060	-	-	\$3,060
OTHER SUPPLIES	\$2,194	\$1,155	\$10,200	-	-	\$10,200
MAINTENANCE	\$0	-	\$0	-	-	\$0
PROGRAM EXPENSE	\$9,463	-	\$10,107	-	-	\$10,107
TRAVEL TRAINING	\$10,000	\$3,916	\$10,000	-	-	\$10,000
RENT	\$0	-	\$0	-	-	\$0
PROFESSIONAL SERVICES	\$0	-	\$0	-	-	\$0
UTILITIES	\$811	\$420	\$811	-	-	\$811
ROLLOVER	\$0	-	-	-	-	-
EXPENSES TOTAL	\$2,664,915	\$2,242,523	\$4,524,198	-	-	\$4,524,197
Revenues						
OTHER REVENUES	\$106,590	\$53,295	\$110,590	-	-	\$110,590
STATE AID	\$484,688	\$560,364	\$1,974,134	-	-	\$1,974,134
FEDERAL AID	\$0	\$33,507	\$0	-	-	\$0
REVENUES TOTAL	\$591,278	\$647,165	\$2,084,724	-	-	\$2,084,724
Dept. Net Local	\$2,073,637	\$1,595,358	\$2,439,474	\$0	\$0	\$2,439,473

Full Time Equivalents

Position	2019	2020	2021	2022	2023	2024
FTE						
Administrative Assistant	1.00	1.00	0.00	0.00	0.00	0.00
Administrative Assistant - Level 4	0.00	0.00	0.00	1.00	1.00	1.00
Data Officer - Indigent Legal Services	0.00	1.00	1.00	1.00	1.00	1.00
Grants and Training Coord	0.00	1.00	1.00	1.00	1.00	1.00
Program Coordinator	1.00	1.00	1.00	1.00	1.00	1.00
Secretary	1.00	1.00	1.00	1.00	1.00	1.00
Supervising Attorney	1.00	1.00	1.00	1.00	1.00	1.00
FTE	4.00	6.00	5.00	6.00	6.00	6.00

1170 - PLNG. & COORD.(LEG.DEF.)

	ACTUAL	ACTUALS	MOD BUD	TARGET	REQUEST	REC OTR	TOTAL REC
	FY2022	FY2023	FY2023	FY2024	FY2024	FY2024	FY2024
Total Expenses							
SALARY AND WAGES	\$429,317	\$242,693	\$351,955	\$332,812	-	-	\$332,812
OVERTIME	\$10	-	\$0	\$0	-	-	\$0
PREMIUM PAY	\$4,769	\$2,500	\$3,750	\$2,500	-	-	\$2,500
FRINGE	\$204,473	\$106,883	\$157,115	\$147,003	-	-	\$147,003
OTHER FINANCE	-	-	\$0	\$0	-	-	\$0
OTHER CAPITAL EQUIPMENT	\$10,540	\$71	\$5,000	\$20,690	-	-	\$20,690
ALL OTHER CONTR. SVCS.	\$3,209	\$37,011	\$500	\$2,000	-	-	\$2,000
OTHER	\$1,906	\$4,458	\$2,000	\$3,060	-	-	\$3,060
OTHER SUPPLIES	\$1,537	\$1,155	\$2,194	\$10,200	-	-	\$10,200
MAINTENANCE	-	-	\$0	\$0	-	-	\$0
PROGRAM EXPENSE	\$333	-	\$5,000	\$8,000	-	-	\$8,000
TRAVEL TRAINING	\$3,198	\$3,916	\$10,000	\$10,000	-	-	\$10,000
RENT	-	-	\$0	\$0	-	-	\$0
PROFESSIONAL SERVICES	\$1,780	-	\$0	\$0	-	-	\$0
UTILITIES	\$372	\$420	\$811	\$811	-	-	\$811
ROLLOVER	-	-	\$0	-	-	-	-
TOTAL EXPENSES TOTAL	\$661,443	\$399,107	\$538,325	\$537,076	-	-	\$537,076
Total Revenues							
OTHER REVENUES	-	-	\$0	\$0	-	-	\$0
STATE AID	\$308,612	\$207,562	\$259,688	\$259,688	-	-	\$259,688
TOTAL REVENUES TOTAL	\$308,612	\$207,562	\$259,688	\$259,688	-	-	\$259,688
Dept. Net Local	\$352,830	\$191,545	\$278,637	\$277,388	\$0	\$0	\$277,388

1171 - DEFENSE OF INDIG. ATTYS.

	ACTUAL	ACTUALS	MOD BUD	TARGET	REQUEST	REC OTR	TOTAL REC
	FY2022	FY2023	FY2023	FY2024	FY2024	FY2024	FY2024
Total Expenses							
SALARY AND WAGES	-	-	\$0	\$0	-	-	\$0
FRINGE	-	-	\$0	-	-	-	-
Mandate - Assigned Counsel	\$930,649	\$841,417	\$809,560	\$1,817,000	-	-	\$1,817,000
ALL OTHER CONTR. SVCS.	\$974,675	\$900,740	\$1,210,440	\$2,059,532	-	-	\$2,059,532
TOTAL EXPENSES TOTAL	\$1,905,324	\$1,742,157	\$2,020,000	\$3,876,532	-	-	\$3,876,532
Total Revenues							
OTHER REVENUES	-	-	\$0	\$0	-	-	\$0
STATE AID	\$287,162	\$352,801	\$225,000	\$1,714,446	-	-	\$1,714,446
FEDERAL AID	\$16,488	\$33,507	\$0	\$0	-	-	\$0
TOTAL REVENUES TOTAL	\$303,650	\$386,308	\$225,000	\$1,714,446	-	-	\$1,714,446
Dept. Net Local	\$1,601,674	\$1,355,849	\$1,795,000	\$2,162,086	\$0	\$0	\$2,162,086

1172 - SCHUYLER CTY PLNG & COORD

	ACTUAL	ACTUALS	MOD BUD	TARGET	REQUEST	REC OTR	TOTAL REC
	FY2022	FY2023	FY2023	2024	2024	2024	2024
Total Expenses							
SALARY AND WAGES	-	-	\$70,838	\$75,246	-	-	\$75,246
PREMIUM PAY	-	-	-	\$0	-	-	\$0
FRINGE	-	-	\$31,289	\$33,237	-	-	\$33,237
OTHER	-	-	\$0	\$0	-	-	\$0
OTHER SUPPLIES	-	-	\$0	\$0	-	-	\$0
PROGRAM EXPENSE	-	-	\$4,463	\$2,107	-	-	\$2,107
TRAVEL TRAINING	-	-	\$0	\$0	-	-	\$0
UTILITIES	-	-	\$0	\$0	-	-	\$0
TOTAL EXPENSES TOTAL	-	-	\$106,590	\$110,590	-	-	\$110,590
Total Revenues							
OTHER REVENUES	\$53,250	\$53,295	\$106,590	\$110,590	-	-	\$110,590
STATE AID	-	-	\$0	\$0	-	-	\$0
TOTAL REVENUES TOTAL	\$53,250	\$53,295	\$106,590	\$110,590	-	-	\$110,590
Dept. Net Local	-\$53,250	-\$53,295	\$0	\$0	\$0	\$0	\$0

BOARD OF ELECTIONS

2024 Operating Budget

Department Overview

The Board of Elections is responsible for the administration of elections and the coordination of voter registration in Tompkins County. It supervises all federal, county, city, town, and village elections, and also provides technical assistance and support services to school and fire districts. The Board of Elections is a bipartisan office with two appointed Commissioners representing the state's major political parties. The Board of Elections is a State mandated program.

Mission Statement:

"We believe an individual's most important right of citizenship is your right to vote. The Board of Elections remains committed to protecting your right and to promote fair, open, and accessible elections."



Consolidated Budget - Expenditures & Revenues

	MODIFIED BUDGET	ACTUALS	TARGET	REQUESTED	CNTY ADMIN	TOTAL REC
	FY2023	FY2023	FY2024	FY2024	FY2024	FY2024
Expenses						
SALARY AND WAGES	\$649,709	\$407,581	\$663,400	\$199,332	\$175,434	\$838,834
OVERTIME	\$0	\$782	\$0	\$0	\$0	\$0
PREMIUM PAY	\$3,150	\$4,500	\$4,250	\$0	\$0	\$4,250
FRINGE	\$254,746	\$171,452	\$256,859	\$0	\$0	\$256,859
OTHER FINANCE	\$0	-	\$0	-	-	\$0
OTHER CAPITAL EQUIPMENT	\$93,795	\$13,092	\$1,000	-	-	\$1,000
AUTOMOTIVE EQUIPMENT	\$0	-	\$0	-	-	\$0
ALL OTHER CONTR. SVCS.	\$47,821	\$35,350	\$59,400	-	-	\$59,400
OTHER	\$26,061	\$21,212	\$44,830	-	-	\$44,830
OTHER SUPPLIES	\$64,030	\$24,168	\$85,754	-	-	\$85,754
VEHICLES FUEL AND MAINTENANCE	\$0	-	\$0	-	-	\$0
PROGRAM EXPENSE	\$61,482	\$3,446	\$35,000	-	-	\$35,000
TRAVEL TRAINING	\$10,000	\$7,763	\$10,000	-	-	\$10,000
RENT	\$0	-	\$0	-	-	\$0
UTILITIES	\$2,000	\$1,619	\$2,000	-	-	\$2,000
ROLLOVER	\$0	-	-	-	-	-
EXPENSES TOTAL	\$1,212,794	\$690,965	\$1,162,492	\$199,332	\$175,434	\$1,337,927
Revenues						
APPLIED ROLLOVER (REV)	\$0	-	\$0	-	-	\$0
OTHER REVENUES	\$99,537	\$106,180	\$139,355	-	-	\$139,356
STATE AID	\$92,795	\$26,391	\$0	-	-	\$0
FEDERAL AID	\$0	\$51,000	\$0	-	-	\$0
REVENUES TOTAL	\$192,332	\$183,571	\$139,355	-	-	\$139,356
Dept. Net Local	\$1,020,462	\$507,394	\$1,023,137	\$199,332	\$175,434	\$1,198,571

Full Time Equivalents

Position	2019	2020	2021	2022	2023	2024
FTE						
Clerk	0.00	1.50	1.50	1.50	1.50	1.50
Commissioner of Elections	2.00	2.00	2.00	2.00	2.00	2.00
Deputy Commissioner of Elections	2.00	2.00	2.00	2.00	2.00	2.00
Election Worker	0.00	0.00	0.00	5.00	5.00	5.00
Senior Elections Clerk	2.00	2.00	2.00	2.00	2.00	2.00
Senior Voting Machine Tech	1.00	2.00	1.00	2.00	2.00	2.00
Voting Machine Technician	0.15	0.45	0.15	0.15	0.15	0.50
FTE	7.15	9.95	8.65	14.65	14.65	15.00

1450 - BOARD OF ELECTIONS

	ACTUAL	ACTUALS	MOD BUD	TARGET	REQUEST	REC OTR	TOTAL REC
	FY2022	FY2023	FY2023	FY2024	FY2024	FY2024	FY2024
Total Expenses							
SALARY AND WAGES	\$705,370	\$407,581	\$649,709	\$663,400	\$199,334	\$175,434	\$838,834
OVERTIME	\$6,108	\$782	\$0	\$0	\$0	\$0	\$0
PREMIUM PAY	\$12,547	\$4,500	\$3,150	\$4,250	\$0	\$0	\$4,250
FRINGE	\$288,407	\$171,452	\$254,746	\$256,859	\$10,557	\$0	\$256,859
OTHER FINANCE	-	-	\$0	\$0	-	-	\$0
OTHER CAPITAL EQUIPMENT	\$6,478	\$13,092	\$93,795	\$1,000	-	-	\$1,000
AUTOMOTIVE EQUIPMENT	-	-	\$0	\$0	-	-	\$0
ALL OTHER CONTR. SVCS.	\$49,641	\$35,134	\$47,605	\$59,000	-	-	\$59,000
OTHER	\$2,671	\$1,795	\$2,940	\$4,300	-	-	\$4,300
OTHER SUPPLIES	\$4,432	\$2,227	\$5,830	\$7,329	-	-	\$7,329
VEHICLES FUEL AND MAINTENANCE	-	-	\$0	\$0	-	-	\$0
PROGRAM EXPENSE	\$61,649	\$3,446	\$61,482	\$35,000	-	-	\$35,000
TRAVEL TRAINING	\$3,530	\$7,763	\$10,000	\$10,000	-	-	\$10,000
RENT	-	-	\$0	\$0	-	-	\$0
UTILITIES	\$32	-	\$0	\$0	-	-	\$0
ROLLOVER	-	-	\$0	-	-	-	-
TOTAL EXPENSES TOTAL	\$1,140,865	\$647,773	\$1,129,257	\$1,041,138	\$209,891	\$175,434	\$1,216,572
Total Revenues							
APPLIED ROLLOVER (REV)	-	-	\$0	\$0	-	-	\$0
OTHER REVENUES	\$106	-	\$16,000	\$18,000	-	-	\$18,000
STATE AID	\$12,450	\$26,391	\$92,795	\$0	-	-	\$0
FEDERAL AID	\$22,504	\$51,000	\$0	\$0	-	-	\$0
TOTAL REVENUES TOTAL	\$35,061	\$77,391	\$108,795	\$18,000	-	-	\$18,000
Dept. Net Local	\$1,105,804	\$570,382	\$1,020,462	\$1,023,138	\$209,891	\$175,434	\$1,198,572

1451 - ELECTIONS EXPENSE

	ACTUAL	ACTUALS	MOD BUD	TARGET	REQUEST	REC OTR	TOTAL REC
	FY2022	FY2023	FY2023	FY2024	FY2024	FY2024	FY2024
Total Expenses							
OTHER FINANCE	-	-	\$0	\$0	-	-	\$0
OTHER CAPITAL EQUIPMENT	-	-	\$0	\$0	-	-	\$0
ALL OTHER CONTR. SVCS.	\$2,516	\$216	\$216	\$400	-	-	\$400
OTHER	\$38,758	\$18,726	\$23,121	\$40,530	-	-	\$40,530
OTHER SUPPLIES	\$130,883	\$21,941	\$58,200	\$78,425	-	-	\$78,425
PROGRAM EXPENSE	-	-	\$0	\$0	-	-	\$0
TRAVEL TRAINING	-	-	\$0	\$0	-	-	\$0
UTILITIES	\$1,882	\$1,577	\$2,000	\$2,000	-	-	\$2,000
TOTAL EXPENSES TOTAL	\$174,039	\$42,461	\$83,537	\$121,355	-	-	\$121,355
Total Revenues							
APPLIED ROLLOVER (REV)	-	-	\$0	\$0	-	-	\$0
OTHER REVENUES	\$99,276	\$106,180	\$83,537	\$121,356	-	-	\$121,356
STATE AID	\$19,965	-	\$0	\$0	-	-	\$0
FEDERAL AID	-	-	\$0	\$0	-	-	\$0
TOTAL REVENUES TOTAL	\$119,240	\$106,180	\$83,537	\$121,356	-	-	\$121,356
Dept. Net Local	\$54,799	-\$63,719	\$0	-\$1	\$0	\$0	-\$1

BOARD OF ELECTIONS - OTR

2024 Over Target Requests (OTRs)

Over Target Requests Summary

	TARGET	REQ TARGET	REQ ONETIME	REC ONETIME	TOTAL REC
	FY2024	FY2024	FY2024	FY2024	FY2024
Expenses					
Board of Elections	\$1,162,492	\$23,899	\$175,433	\$175,434	\$1,337,927
EXPENSES TOTAL	\$1,162,492	\$23,899	\$175,433	\$175,434	\$1,337,927
Revenues					
Board of Elections	\$139,355	-	-	-	\$139,356
REVENUES TOTAL	\$139,355	-	-	-	\$139,356
Revenues - Expenses	\$1,023,137	\$23,899	\$175,433	\$175,434	\$1,198,571

Department Request

**6500 Board of Elections - 1450 Board of Elections - Election Worker OTR
Priority 1 Maintenance of Effort Overtime**

In 2024, we anticipate 3 countywide elections.

The average cost for election workers per election is \$58,000.00
Plus, an additional \$10,750 for training.

Our current balance in the election worker line going into 2024 is \$34,548.80.

The difference needed for next year's election worker salary line is \$150,205.00

County Administrator Recommendation

Approve this onetime expense

1450 - Elections Workers

Functional Unit	Account Code	Line Item Description	Account Number Description	Amount
1450	51000		REGULAR PAY	\$150,204
				\$150,204

Department Request

6500 Board Of Elections - 1450 Clerk - OTR Priority 2 Maintenance of Effort Onetime

With 3 countywide elections, we rely on the help of the clerks with early voting, absentee ballot scanning, rolling canvass and other office duties during peak periods. We currently have 8 very part time employees that receive no benefits.

1450 - Clerk

Functional Unit	Account Code	Line Item Description	Account Number Description	Amount
1450	51000		REGULAR PAY	\$25,229
				\$25,229

County Administrator Recommendation

Recommend this onetime maintenance of effort request.

Department Request

6500 Board of Elections - 1450 - Voting Machine Technician - OTR Priority 3 Maintenance of Effort Target

Elections have gone through a number of changes over the last couple years. The equipment required to run elections has become more technical. With those changes, we have relied on our voting machine technicians more than we have in the past.

With this, it would increase the voting machine technician position to 1 FTE.

1450 - Voting Machine Technician

Functional Unit	Account Code	Line Item Description	Account Number Description	Amount
1450	51000		REGULAR PAY	\$23,899
				\$23,899

County Administrator Recommendation

Unable to support this request due to fiscal constraints.

CAPITAL PROGRAM

2024 Operating Budget

Department Overview

Tompkins County's Capital Projects Program is a five-year planning guide for major, non-recurring projects such as construction, land purchase, or infrastructure systems. Costs in the Capital Program may be paid for entirely or with a combination of cash, state or federal grants, or through the issuance of bonds. Several projects have been paid for with tobacco settlement funds that were securitized (sold on the bond market) to gain a lump sum to be applied to the capital program. Inclusion in the Capital Program does not, by itself, authorize approval of any particular project. Funds must still be appropriated in the County budget, and in almost all cases, bids must be received and any borrowing must be approved.



Consolidated Budget - Expenditures & Revenues

	MODIFIED BUDGET	ACTUALS	TARGET	REQUESTED	CNTY ADMIN	TOTAL REC
	FY2023	FY2023	FY2024	FY2024	FY2024	FY2024
Expenses						
OTHER FINANCE	\$0	\$1,977,448	\$0	-	-	\$0
PROGRAM EXPENSE	\$7,378,381	\$2,000,000	\$7,124,144	-	-	\$7,122,114
EXPENSES TOTAL	\$7,378,381	\$3,977,448	\$7,124,144	-	-	\$7,122,114
Revenues						
INTERFUND TRANSFER AND REVENUE	\$0	-	\$0	-	-	\$0
FEDERAL AID	\$0	\$2,383,793	-	-	-	-
REVENUES TOTAL	\$0	\$2,383,793	\$0	-	-	\$0
Dept. Net Local	\$7,378,381	\$1,593,654	\$7,124,144	\$0	\$0	\$7,122,114

9576 - CONTRIB. TO CONSTRUCTION

	ACTUAL	ACTUALS	MOD BUD	TARGET	REQUEST	REC OTR	TOTAL REC
	FY2022	FY2023	FY2023	2024	2024	2024	2024
Total Expenses							
OTHER FINANCE	\$3,954,448	\$1,977,448	\$0	\$0	-	-	\$0
PROGRAM EXPENSE	-	-	\$0	\$0	-	-	\$0
TOTAL EXPENSES TOTAL	\$3,954,448	\$1,977,448	\$0	\$0	-	-	\$0
Total Revenues							
INTERFUND TRANSFER AND REVENUE	-	-	\$0	\$0	-	-	\$0
FEDERAL AID	-	\$2,383,793	-	-	-	-	-
TOTAL REVENUES TOTAL	-	\$2,383,793	\$0	\$0	-	-	\$0
Dept. Net Local	\$3,954,448	-\$406,346	\$0	\$0	\$0	\$0	\$0

9961 - CONTRIB. TO DEBT SERVICE

	ACTUAL	ACTUALS	MOD BUD	TARGET	REQUEST	REC OTR	TOTAL REC
	FY2022	FY2023	FY2023	2024	2024	2024	2024
Total Expenses							
PROGRAM EXPENSE	\$4,944,230	\$2,000,000	\$7,378,381	\$7,122,114	-	-	\$7,122,114
TOTAL EXPENSES TOTAL	\$4,944,230	\$2,000,000	\$7,378,381	\$7,122,114	-	-	\$7,122,114
Total Revenues							
FEDERAL AID	-	-	\$0	-	-	-	-
TOTAL REVENUES TOTAL	-	-	\$0	-	-	-	-
Dept. Net Local	\$4,944,230	\$2,000,000	\$7,378,381	\$7,122,114	\$0	\$0	\$7,122,114

CONTINGENT FUND

2024 Operating Budget

Department Overview

An account to which funds have been appropriated for unforeseen expenses and opportunities. Money in the contingent fund must be transferred to another account from which it may then be spent.



Consolidated Budget - Expenditures & Revenues

	MODIFIED BUDGET	ACTUALS	TARGET	REQUESTED	CNTY ADMIN	TOTAL REC
	FY2023	FY2023	FY2024	FY2024	FY2024	FY2024
Expenses						
SALARY AND WAGES	-	-	\$0	-	-	\$0
AUTOMOTIVE EQUIPMENT	\$0	-	\$0	-	-	\$0
OTHER	\$170,000	-	\$0	-	-	\$0
PROGRAM EXPENSE	\$906,310	-	\$1,250,000	-	-	\$1,250,000
EXPENSES TOTAL	\$1,076,310	-	\$1,250,000	-	-	\$1,250,000
Revenues						
-	-	-	-	-	-	-
REVENUES TOTAL	0	0	0	0	0	0
Dept. Net Local	\$1,076,310	\$0	\$1,250,000	\$0	\$0	\$1,250,000

1990 - CONTINGENT FUND

	ACTUAL	ACTUALS	MOD BUD	TARGET	REQUEST	REC OTR	TOTAL REC
	FY2022	FY2023	FY2023	2024	2024	2024	2024
Total Expenses							
SALARY AND WAGES	-	-	-	\$0	-	-	\$0
AUTOMOTIVE EQUIPMENT	-	-	\$0	\$0	-	-	\$0
OTHER	-	-	\$170,000	\$0	-	-	\$0
PROGRAM EXPENSE	-	-	\$906,310	\$1,250,000	-	-	\$1,250,000
TOTAL EXPENSES TOTAL	-	-	\$1,076,310	\$1,250,000	-	-	\$1,250,000
Total Revenues							
-	-	-	-	-	-	-	-
TOTAL REVENUES TOTAL	0	0	0	0	0	0	0
Dept. Net Local	\$0	\$0	\$1,076,310	\$1,250,000	\$0	\$0	\$1,250,000

1991 - MANDATE CONTINGENT FUND

	ACTUAL	ACTUALS	MOD BUD	TARGET	REQUEST	REC OTR	TOTAL REC
	FY2022	FY2023	FY2023	2024	2024	2024	2024
Total Expenses							
PROGRAM EXPENSE	-	-	\$0	-	-	-	-
TOTAL EXPENSES TOTAL	-	-	\$0	-	-	-	-
Total Revenues							
-	-	-	-	-	-	-	-
TOTAL REVENUES TOTAL	0	0	0	0	0	0	0
Dept. Net Local	\$0	\$0	\$0	\$0	\$0	\$0	\$0

COUNTY ADMINISTRATION

2024 Operating Budget

Department Overview

County Administration, under the leadership of the County Administrator, oversees and coordinates all operational aspects of county government in order to successfully carry out the policies of the County Legislature. Among the department's responsibilities are: preparing preliminary and final budget documents; handling requests for information made under the Freedom of Information Law (FOIL);



administering all aspects of the County Compliance Program, ensuring adherence to federal and state regulations, and local laws; providing executive oversight of the County's Diversity and Inclusion initiatives, including policy implementation, monitoring diversity metrics, and advising on program strategy; maintaining the Administrative Manual that contains the policies and procedures that guide the operation of county government; providing information to the Legislators for use in decision-making on a wide range of issues; performing contract and risk management, and making sure the public and the media are well-informed on County issues.

Consolidated Budget - Expenditures & Revenues

	MODIFIED BUDGET	ACTUALS	TARGET	REQUESTED	CNTY ADMIN	TOTAL REC
	FY2023	FY2023	2024	2024	2024	2024
Expenses						
SALARY AND WAGES	\$1,345,416	\$680,128	\$945,913	\$295,755	\$295,757	\$1,204,358
OVERTIME	\$4,000	\$3,700	\$4,000	\$0	\$0	\$4,000
PREMIUM PAY	\$2,750	\$3,296	\$4,000	\$0	\$0	\$4,000
FRINGE	\$596,625	\$298,762	\$416,264	\$130,635	\$130,637	\$584,213
OTHER FINANCE	\$0	-	\$0	-	-	\$0
OTHER CAPITAL EQUIPMENT	\$11,600	\$4,384	\$7,000	\$5,000	\$0	\$7,000
AUTOMOTIVE EQUIPMENT	\$0	-	\$0	-	-	\$0
ALL OTHER CONTR. SVCS.	\$341,550	\$55,042	\$32,470	\$49,000	\$25,000	\$57,470
OTHER	\$25,206	\$4,319	\$6,225	\$16,000	-	\$6,225
OTHER SUPPLIES	\$6,215	\$1,787	\$6,400	\$0	\$0	\$6,400
VEHICLES FUEL AND MAINTENANCE	\$0	-	\$0	-	-	\$0
MAINTENANCE	\$0	-	\$0	-	-	\$0
PROGRAM EXPENSE	\$7,145,696	\$553,952	\$113,681	\$395,267	\$395,267	\$508,948
TRAVEL TRAINING	\$62,023	\$5,346	\$10,475	\$0	\$0	\$10,475
RENT	\$0	-	\$0	-	-	\$0
PROFESSIONAL SERVICES	\$338,425	\$375,582	\$192,127	\$100,000	\$0	\$192,127
UTILITIES	\$1,818	\$406	\$610	-	-	\$610
ROLLOVER	\$0	-	-	-	-	-
EXPENSES TOTAL	\$9,881,324	\$1,986,705	\$1,739,165	\$991,657	\$846,661	\$2,585,826
Revenues						
LOCAL REVENUES	\$15,994	-	\$16,314	-	-	\$16,314
APPLIED ROLLOVER (REV)	\$0	-	\$0	-	-	\$0
OTHER REVENUES	\$326,040	\$10,780	\$0	\$235,194	\$235,194	\$235,194
INTERFUND TRANSFER AND REVENUE	\$0	-	\$7,500	-	-	\$7,500
STATE AID	\$160,000	-	-	-	-	-
FEDERAL AID	\$6,764,044	-	\$100,000	-	-	\$100,000
REVENUES TOTAL	\$7,266,078	\$10,780	\$123,814	\$235,194	\$235,194	\$359,008
Dept. Net Local	\$2,615,246	\$1,975,925	\$1,615,351	\$756,463	\$611,467	\$2,226,818

Full Time Equivalents

Position	2019	2020	2021	2022	2023	2024
FTE						
Administrative Assistant, Level 1	0.00	0.00	0.00	0.50	0.50	0.00
Budget Analyst	0.00	0.00	0.00	2.00	1.00	1.00
Budget Director	0.00	0.00	0.00	1.00	1.00	1.00
Chief Equity and Diversity Officer	0.00	1.00	1.00	1.00	1.00	1.00
Chief Sustainability Officer	0.00	0.00	1.00	0.00	0.00	0.00
Communications Director	0.00	1.00	1.00	1.00	1.00	1.00
Confidential Secretary to County Admin	1.00	1.00	1.00	1.00	1.00	1.00
Contracts Coordinator	1.00	1.00	0.00	0.00	0.00	0.00
County Administrator	1.00	1.00	1.00	1.00	1.00	1.00
Data Analyst (CJC)	0.00	0.00	0.00	1.00	2.00	1.00
Deputy County Administrator	2.00	2.00	2.00	2.00	2.00	2.00
Employee Health and Safety Coordinator	0.00	0.00	0.00	0.00	0.00	1.00
Executive Assistant to County Administrat	1.00	1.00	1.00	0.00	0.00	0.00
IT/HR/Payroll Administrator	0.00	0.00	0.00	0.00	1.00	1.00
Media Production Assistant	0.00	0.00	0.00	1.00	1.00	1.00
Performance Measurement/CJ	1.00	1.00	0.00	0.00	0.00	0.00
Project Director (CJC)	0.00	0.00	0.00	1.00	1.00	1.00
Pub Admin Management Fellows	0.00	1.00	0.00	0.00	0.00	0.00
Public Information Officer	1.00	0.00	0.00	0.00	0.00	0.00
Risk & Compliance Administrator	1.00	1.00	1.00	1.00	1.00	1.00
FTE	9.00	11.00	9.00	13.50	14.50	14.00

1230 - COUNTY ADMINISTRATION

	ACTUAL		MOD BUD	TARGET	REQUEST	REC OTR	TOTAL REC
	FY2022	FY2023	FY2023	2024	2024	2024	2024
Total Expenses							
SALARY AND WAGES	\$594,630	\$433,924	\$838,019	\$566,752	\$148,783	\$64,314	\$631,066
OVERTIME	\$11,023	\$3,653	\$4,000	\$4,000	\$0	\$0	\$4,000
PREMIUM PAY	\$10,005	\$3,250	\$2,750	\$3,500	\$0	\$0	\$3,500
FRINGE	\$317,471	\$192,045	\$372,505	\$302,359	\$65,718	\$28,408	\$330,767
OTHER FINANCE	-	-	\$0	\$0	-	-	\$0
OTHER CAPITAL EQUIPMENT	\$11,381	\$607	\$1,600	\$2,000	-	-	\$2,000
AUTOMOTIVE EQUIPMENT	-	-	\$0	\$0	-	-	\$0
ALL OTHER CONTR. SVCS.	\$158,635	\$53,532	\$300,444	\$17,470	-	-	\$17,470
OTHER	\$5,748	\$2,991	\$6,176	\$3,725	-	-	\$3,725
OTHER SUPPLIES	\$3,516	\$1,506	\$4,050	\$4,000	-	-	\$4,000
VEHICLES FUEL AND MAINTENANCE	\$42	-	\$0	\$0	-	-	\$0
MAINTENANCE	-	-	\$0	\$0	-	-	\$0
PROGRAM EXPENSE	\$67,962	\$529,641	\$6,857,263	\$104,681	\$7,279	\$7,279	\$111,960
TRAVEL TRAINING	\$6,273	\$4,948	\$4,143	\$4,700	-	-	\$4,700
RENT	-	-	\$0	\$0	-	-	\$0
PROFESSIONAL SERVICES	\$379,943	\$479,376	\$185,000	\$188,099	-	-	\$188,099
UTILITIES	\$479	\$363	\$730	\$450	-	-	\$450
ROLLOVER	-	-	\$0	-	-	-	-
TOTAL EXPENSES TOTAL	\$1,567,110	\$1,705,835	\$8,576,680	\$1,201,736	\$221,780	\$100,001	\$1,301,737
Total Revenues							
LOCAL REVENUES	-	-	\$0	\$0	-	-	\$0
APPLIED ROLLOVER (REV)	-	-	\$0	\$0	-	-	\$0
OTHER REVENUES	-	-	\$0	\$0	-	-	\$0
INTERFUND TRANSFER AND REVENUE	-	-	\$0	\$7,500	-	-	\$7,500
STATE AID	-	-	\$160,000	-	-	-	-
FEDERAL AID	\$66,030	\$61,591	\$6,702,844	\$100,000	-	-	\$100,000
TOTAL REVENUES TOTAL	\$66,030	\$61,591	\$6,862,844	\$107,500	-	-	\$107,500
Dept. Net Local	\$1,501,080	\$1,644,244	\$1,713,836	\$1,094,236	\$221,780	\$100,001	\$1,194,237

1235 - OCCUPATL HEALTH & SAFETY

	ACTUAL		MOD BUD	TARGET	REQUEST	REC OTR	TOTAL REC
	FY2022	FY2023	FY2023	2024	2024	2024	2024
Total Expenses							
SALARY AND WAGES	\$9,606	\$44,986	\$69,805	\$69,805	-	-	\$69,805
PREMIUM PAY	-	\$46	\$0	\$0	-	-	\$0
FRINGE	\$4,515	\$19,622	\$30,833	\$30,833	-	-	\$30,833
OTHER CAPITAL EQUIPMENT	\$35	\$92	\$0	-	-	-	-
ALL OTHER CONTR. SVCS.	-	-	\$8,106	\$0	-	-	\$0
OTHER	-	\$140	\$810	\$770	-	-	\$770
OTHER SUPPLIES	\$109	\$279	\$1,100	\$1,300	-	-	\$1,300
PROGRAM EXPENSE	-	-	-	\$0	-	-	\$0
TRAVEL TRAINING	\$498	\$398	\$2,030	\$4,530	-	-	\$4,530
RENT	-	-	\$0	-	-	-	-
PROFESSIONAL SERVICES	\$2,900	-	\$3,200	\$1,028	-	-	\$1,028
UTILITIES	-	\$9	\$588	\$100	-	-	\$100
TOTAL EXPENSES TOTAL	\$17,663	\$65,573	\$116,472	\$108,366	-	-	\$108,366
Total Revenues							
-	-	-	-	-	-	-	-
TOTAL REVENUES TOTAL	0	0	0	0	0	0	0
Dept. Net Local	\$17,663	\$65,573	\$116,472	\$108,366	\$0	\$0	\$108,366

1236 - WDIC

	ACTUAL		MOD BUD	TARGET	REQUEST	REC OTR	TOTAL REC
	FY2022	FY2023	FY2023	2024	2024	2024	2024
Total Expenses							
OTHER CAPITAL EQUIPMENT	-	-	\$0	\$0	-	-	\$0
OTHER	-	-	\$0	\$0	-	-	\$0
OTHER SUPPLIES	-	-	\$1,000	\$0	-	-	\$0
PROGRAM EXPENSE	\$1,760	-	\$4,500	\$0	-	-	\$0
TRAVEL TRAINING	-	-	\$850	\$0	-	-	\$0
PROFESSIONAL SERVICES	\$2,826	-	\$9,425	\$0	-	-	\$0
TOTAL EXPENSES TOTAL	\$4,586	-	\$15,775	\$0	-	-	\$0
Total Revenues							
LOCAL REVENUES	-	-	\$0	\$0	-	-	\$0
OTHER REVENUES	-	-	\$0	\$0	-	-	\$0
TOTAL REVENUES TOTAL	-	-	\$0	\$0	-	-	\$0
Dept. Net Local	\$4,586	\$0	\$15,775	\$0	\$0	\$0	\$0

1237 - COMMUNITY JUSTICE CENTER

	ACTUAL		MOD BUD	TARGET	REQUEST	REC OTR	TOTAL REC
	FY2022	FY2023	FY2023	2024	2024	2024	2024
Total Expenses							
SALARY AND WAGES	\$81,380	\$110,556	\$190,280	\$0	\$169,791	\$169,791	\$169,791
PREMIUM PAY	-	-	-	\$0	\$0	\$0	\$0
FRINGE	\$38,249	\$48,131	\$84,049	\$0	\$74,997	\$74,997	\$74,997
OTHER CAPITAL EQUIPMENT	\$2,584	\$264	\$0	\$0	\$0	\$0	\$0
OTHER SUPPLIES	\$389	-	\$0	\$0	\$0	\$0	\$0
PROGRAM EXPENSE	\$21,271	-	\$221,950	\$0	\$225,600	\$225,600	\$225,600
TRAVEL TRAINING	-	-	\$55,000	\$0	\$0	\$0	\$0
PROFESSIONAL SERVICES	\$1,548	\$37,044	\$140,800	\$0	\$0	\$0	\$0
TOTAL EXPENSES TOTAL	\$145,421	\$195,995	\$692,079	\$0	\$470,388	\$470,388	\$470,388
Total Revenues							
OTHER REVENUES	\$64,032	\$10,780	\$326,040	\$0	\$235,194	\$235,194	\$235,194
TOTAL REVENUES TOTAL	\$64,032	\$10,780	\$326,040	\$0	\$235,194	\$235,194	\$235,194
Dept. Net Local	\$81,389	\$185,215	\$366,039	\$0	\$235,194	\$235,194	\$235,194

1988 PUBLIC INFORMATION

	ACTUAL		MOD BUD	TARGET	REQUEST	REC OTR	TOTAL REC
	FY2022	FY2023	FY2023	2024	2024	2024	2024
Total Expenses							
SALARY AND WAGES	\$129,826	\$107,024	\$154,636	\$92,976	\$61,652	\$61,652	\$154,628
OVERTIME	–	\$47	\$0	\$0	–	–	\$0
PREMIUM PAY	\$52	–	\$0	\$0	\$0	\$0	\$0
FRINGE	\$61,042	\$46,654	\$68,303	\$41,068	\$27,232	\$27,232	\$68,300
OTHER CAPITAL EQUIPMENT	\$12,260	\$7,128	\$10,000	\$5,000	–	–	\$5,000
ALL OTHER CONTR. SVCS.	\$18,460	\$1,524	\$33,000	\$15,000	\$25,000	\$25,000	\$40,000
OTHER	–	\$192	\$17,165	\$300	–	–	\$300
OTHER SUPPLIES	\$31	\$22	\$65	\$0	–	–	\$0
PROGRAM EXPENSE	\$19,247	\$28,805	\$51,983	\$5,000	\$162,388	\$162,388	\$167,388
TRAVEL TRAINING	\$299	–	\$0	\$0	–	–	\$0
PROFESSIONAL SERVICES	\$16,965	\$1,128	\$0	\$0	–	–	\$0
UTILITIES	\$52	\$41	\$500	\$60	–	–	\$60
ROLLOVER	–	–	\$0	–	–	–	–
TOTAL EXPENSES TOTAL	\$258,233	\$192,564	\$335,652	\$159,404	\$276,272	\$276,272	\$435,676
Total Revenues							
APPLIED ROLLOVER (REV)	–	–	\$0	\$0	–	–	\$0
OTHER REVENUES	–	–	\$0	\$0	–	–	\$0
FEDERAL AID	\$65,397	\$25,070	\$51,200	\$0	–	–	\$0
TOTAL REVENUES TOTAL	\$65,397	\$25,070	\$51,200	\$0	–	–	\$0
Dept. Net Local	\$192,836	\$167,494	\$284,452	\$159,404	\$276,272	\$276,272	\$435,676

1989 RISK MANAGEMENT

	ACTUAL		MOD BUD	TARGET	REQUEST	REC OTR	TOTAL REC
	FY2022	FY2023	FY2023	2024	2024	2024	2024
Total Expenses							
SALARY AND WAGES	\$628	–	\$0	\$76,815	–	–	\$76,815
OVERTIME	–	–	\$0	\$0	–	–	\$0
PREMIUM PAY	–	–	\$0	\$500	–	–	\$500
FRINGE	\$295	–	\$0	\$34,150	–	–	\$34,150
OTHER FINANCE	–	–	\$0	\$0	–	–	\$0
OTHER CAPITAL EQUIPMENT	–	–	\$0	\$0	–	–	\$0
ALL OTHER CONTR. SVCS.	–	–	\$0	\$0	–	–	\$0
OTHER	–	–	\$55	\$430	–	–	\$430
OTHER SUPPLIES	–	–	\$0	\$100	–	–	\$100
PROGRAM EXPENSE	–	–	\$0	\$0	–	–	\$0
TRAVEL TRAINING	–	–	\$0	\$1,245	–	–	\$1,245
PROFESSIONAL SERVICES	–	–	\$0	\$0	–	–	\$0
UTILITIES	\$52	\$41	\$0	\$0	–	–	\$0
ROLLOVER	–	–	\$0	–	–	–	–
TOTAL EXPENSES TOTAL	\$974	\$41	\$55	\$113,240	–	–	\$113,240
Total Revenues							
LOCAL REVENUES	–	\$15,994	\$15,994	\$16,314	–	–	\$16,314
OTHER REVENUES	–	–	\$0	\$0	–	–	\$0
INTERFUND TRANSFER AND REVENUE	–	–	\$0	\$0	–	–	\$0
TOTAL REVENUES TOTAL	–	\$15,994	\$15,994	\$16,314	–	–	\$16,314
Dept. Net Local	\$974	-\$15,953	-\$15,939	\$96,926	\$0	\$0	\$96,926

COUNTY ADMINISTRATION - OTR

2024 Over Target Requests (OTRs)

Over Target Requests Summary

County Administration (not CJC)

	TARGET	REQ TARGET	REQ ONETIME	REC ONETIME	TOTAL REC
	FY2024	FY2024	FY2024	FY2024	FY2024
Expenses					
County Administration	\$1,739,165	\$114,761	\$390,510	\$376,273	\$2,115,438
EXPENSES TOTAL	\$1,739,165	\$114,761	\$390,510	\$376,273	\$2,115,438
Revenues					
County Administration	\$123,814	-	-	-	\$123,814
REVENUES TOTAL	\$123,814	-	-	-	\$123,814
Revenues - Expenses	\$1,615,351	\$114,761	\$390,510	\$376,273	\$1,991,624

Department Request

1230 - County Administration - Homeless Outreach Coordinator - OTR

2 Continuation of Previous Years OTR MultiYear

This position will collect data, meet with organizations, and devise and present a strategy and plan to bring forth to both city and county for implementation. It will be housed in County Administration and work directly with nonprofits, city and county departments, and also city/county attorneys to decide the legalities of sheltering. This position will be housed in County government and will be a County Employee. This is a 2 year funded position that could eventually move to target if/when future plans are implemented.

County Administrator Recommendation

Recommend funding this final year of a multiyear initiative.

1230 - County Administration - Homeless Outreach Coordinato

Functional Unit	Account Code	Account Number Description	Amount
1230	51000	REGULAR PAY	\$64,314
1230	58800	REGULAR PAY	\$28,407
1230	54400	PROGRAM EXPENSE	\$7,279
			\$100,000

Department Request

1988 - County Administration - Language Access Implementation To Reduce Barriers - OTR
Priority 1 Continuation of Previous Years OTR Onetime

Year 3 of a 3 Year OTR - This OTR requests \$167,500 to continue efforts to implement the newly edited Language Access Policy and implement translations to reduce

County Administrator Recommendation

Recommend funding the final year of this multiyear over target request.

barriers to accessing Tompkins County public information. This OTR includes the costs for software to maintain translation of the County website into several languages. This OTR also includes \$100,000 to complete additional human translations of content that is published throughout the year and critical documents on the County website. Human translation jobs will be offered first to Tompkins County residents who have translation skills in the target languages. This OTR includes \$15,000 for program expenses which include translating scripts and graphics used on videos explaining the services offered by Tompkins County's departments. Over the past several months, County staff met with community stakeholders, department heads and employees to better understand the need for support. Feedback received includes the need for additional education about the diverse languages spoken and written within the County, translation of written materials, particularly health related materials and expanded access to translated materials. In addition, community feedback included the request for videos of County services, like the COVID videos produced, to increase the feeling of belonging within the community. To align with this request, staff are updating organizational policies, procedures and plan a comprehensive education process for employees and residents to increase engagement with government. This one-time funding request lays the foundation for a more robust and inclusive ongoing program. The proposed funding includes additional professional service contracts for interpreter services with Language Line, Empire Interpreting Services and/or new vendors as the County expands language access to engage more diverse communities, software to translate website content, human translation of content, video production that describes County services in multiple languages, and organizational education to implement new language access initiatives including departmental staff training. Cost estimates for content translation are based upon word count estimates for up to six languages most commonly spoken in Tompkins County.

Functional Unit Name	Account Code	Account Number Description	Amount
1988	52230	COMPUTER SOFTWARE	\$64,810
			\$64,810

Department Request

1988 - County Administration - Sustainability of Streaming Operations & Media Production Improvements (One-Time)- OTR Priority 1
Continuation of Previous Years OTR Onetime

This is the 3rd year of a 3 year OTR. This OTR asks for \$88,884 to continue implementation of a long-term, sustainable solution for streaming County Legislature

County Administrator Recommendation

Recommend target funding for this positions, but due to fiscal constraints, continue to support this multiyear over target request with onetime funding.

and Committee meetings and other media production needs for the County.

In 2022, we began transitioning the work from a contract arrangement to being done in-house by a Media Production Assistant, which has proved successful to-date. The multi-year OTR establishes a full-time Media Production Assistant position to manage the production/streaming of all Legislature meetings and committee meetings. With the expanded capacity of a full-time employee, the County has also been able to expand its ability to stream Committee meetings and produce additional media for public information activities and departments. Audio/visual media production requests and projects increased substantially during the COVID19 pandemic, and projects continue to support departments media needs. Capacity has also been increased for supporting departments for virtual programming through Zoom and YouTube. The Media Production Assistant continues to further assess technology needs in the Legislature chambers related to streaming. The Media Production Assistant position reports to the Communications Director.

This OTR also includes the ongoing costs of software and technology subscriptions to enable streaming and broadcasting.

1988 - Cnty Admin - Sustainability of Streaming & Media

Functional Unit	Account Code	Account Number Description	Amount
1988	51000	REGULAR PAY	\$61,651
1988	52230	COMPUTER SOFTWARE	\$878
1988	54425	SERVICE CONTRACTS	\$25,000
1988	58800	REGULAR PAY	\$27,231
			\$114,761

Department Request

1988 - County Administration - Govdelivery Software for Email Newsletter - OTR Priority 2 Continuation of Previous Years OTR Onetime

Year 3 of a 3 year OTR - \$20,200 is being requested to continue use of the GovDelivery email newsletter software. This software is being customized to allow all County departments and units to create and deliver email newsletters and develop audiences for each newsletter. Over 20 newsletter topics are currently being planned for implementation in the fall of 2021 and this OTR will continue access to this tool from summer 2023-2024.

County Administrator Recommendation

Recommend funding this request with onetime funding.

1988 - County Administration - Govdelivery Software - OTR

Functional Unit	Account Code	Account Number Description	Amount
1988	52230	COMPUTER SOFTWARE	\$20,200
			\$20,200

Department Request

1988 - County Administration - Informational Mailings - OTR

Priority 3 Continuation of Previous Years OTR Onetime

Year 2 of a 3-year OTR. Periodically a special program or issue arises needing immediate attention by a wide swath of the Tompkins County public,

County Administrator Recommendation

Recommend funding this request with onetime funding.

including those who may not be keyed into digital messaging or the internet. In these cases, Tompkins County has found it advantageous to prepare and send a mass mailing to all households in the County through a local mailing service provider. Mailings for COVID-19 vaccine encouragement and introducing Tompkins County SIREN have been successful over the past few years. The mailing reaches tens of thousands of households within a few weeks of materials being printed. This OTR is to support the cost of one mailing in 2023.

1988 - County Administration - Informational Mailings - OTR

Functional Unit	Account Code	Legacy ERP Account Number	Description	Amount
1988	54400		PROGRAM EXPENSE	\$15,000
				\$15,000

Department Request

1988 - County Administration - New Website Tool and Some Improvements to Existing Content Management Structure -

Priority 4 OTR MULTIYEAR

This over target request is to procure a new website tool.

County Administrator Recommendation

Due to fiscal constraints unable to approve new initiatives.

Under this request responsibility and oversight of the website will move under County Administration who will procure a new cloud-based website and content management system vendor. The vendor in coordination with the Communications Director would oversee the website transition. The Communications Director would provide oversight of public information on the County's website in coordination with all departments. Departments would maintain their own pages and be responsible for keeping content up to date and accessible.

The current website tool and content management system is outdated technology and is not meeting the needs of departments looking to use digital tools to promote services and communicate with clientele and the public. Tompkins County would seek out website vendors who operate in New York State and can provide a solution that will meet the goals as outlined by the 2023 internal website working group, including:

- Mobile Phone Friendly
- Easier Navigation to County Services Across All Departments, Wayfinding to Resources
- Ability to Limit Access Permissions and Centralize Content Management
- Meet and Exceed Accessibility Standards
- Customer Service

· More Up-To-Date User Experience and Navigation Layouts

COMPUTER SOFTWARE CONFIGURATION (One-Time)	\$ 30,000
COMPUTER SOFTWARE SUBSCRIPTION	\$ 10,000
ADDITIONAL WEB PAGE MIGRATIONS (One-Time)	\$ 15,000
SITEIMPROVE SOFTWARE	\$ 6,500
Subscription Year 2 -	\$10,700
Subscription Year 3 -	\$11,449

1988 - County Administration - New Website - OTR MULTIYEAR

Functional Unit	Account Code	Account Number Description	Amount
1988	54400	PROGRAM EXPENSE	\$15,000
1988	52230	COMPUTER SOFTWARE	\$10,000
1988	52230	COMPUTER SOFTWARE	\$6,500
1988	52230	COMPUTER SOFTWARE	\$30,000
			\$61,500

COUNTY ADMINISTRATION - OTR

2024 Over Target Requests (OTRs)

Over Target Requests Summary

County Administration CJC Only

	TARGET	REQ TARGET	REQ ONETIME	REC ONETIME	TOTAL REC
	FY2024	FY2024	FY2024	FY2024	FY2024
Expenses					
County Administration	\$0	–	\$470,387	–	\$470,388
EXPENSES TOTAL	\$0	–	\$470,387	–	\$470,388
Revenues					
County Administration	\$0	–	\$235,194	–	\$235,194
REVENUES TOTAL	\$0	–	\$235,194	–	\$235,194
Revenues - Expenses	\$0	\$0	\$235,193	\$0	\$235,194

Department Request

1237 - County Admin - Community Healing Plan to Address Trauma in Relationship Between Residents and Law Enforcement *RPS - OTR Priority 1 New Initiative Onetime

County Administrator Recommendation

Approve ongoing support for the Community Justice Center

This over target request is for the third year of the Community Healing Plan. The programming builds on the train-the-trainer work completed in 2023, facilitators will hold several sessions for community members and law enforcement to continue the community reconciliation and healing process. The facilitators will also participate in other panels or activities continuing to build on the work healing the relationship between law enforcement and the community.

In addition to the community healing sessions open to the wider community, the CJC will support additional efforts to connect law enforcement and community members by holding sessions that includes community members who have lived experience in the criminal justice system and law enforcement officers. Contracted facilitators will hold these conversations in conjunction with community partners and the CJC.

Building on the work of the 2023 mosaic project, the CJC and its trained facilitators will hold youth engagement workshops that include screenings of relevant local media (i.e. community healing and mosaic project documentaries) as well as facilitated conversations on trauma, healing, and building positive relationships with law enforcement.

Key Performance Indicators will include:

- Trusting relationships between members of law enforcement and community members of color, measured by the number of participants in healing activities and pre-and-post activity

surveys for participants, analyzed by the CJC

- Compare trust ratings in pre-and-post activity surveys (I.e. "Do you feel trusted by LE/Community members")

- 80% of law enforcement staff participate in at least one activity, 100% of new recruits

- In 2023 64 individuals participated in a community healing session and 20 young people participated in community healing work through the mosaic project. Across community sessions the CJC will engage at least 150 community members in healing work, and will work with 100 or more young people through additional engagement activities.

1237 - County Admin - Community Healing - OTR

Functional Unit	Account Code	Account Number Description	Amount
1237	42797	OTHER LOCAL GOVT CONTRIBU	\$5,100
1237	54400	PROGRAM EXPENSE	\$10,200

Department Request

1237 - County Administration - Community Justice Center Staffing and Program Funding - OTR

Priority 1 Continuation of Previous Years OTR MultiYear

County Administrator Recommendation

Approve ongoing support for the Community Justice Center

This OTR requests year two of two years of one-time funding for the staffing of a Community Justice Center as a jointly funded City/County collaborative department to implement the Reimagining Public Safety plans. Community Justice Center staffing includes a Project Director and Data Analyst to convene and facilitate interorganizational and interdepartmental collaboration, data collection and analysis for implementing the 14 joint recommendations of the Reimagining Public Safety plans.

In addition to staff, operating funds for technology, supplies, printing, and community engagement are requested. As mutually agreed upon with the City of Ithaca, the expenses for the Community Justice Center will be shared evenly, unless specified in writing.

1237 - County Admin - CJC Staffing and Program - OTR

Functional Unit	Account Code	Account Number Description	Amount
1237	42797	OTHER LOCAL GOVT CONTRIBU	\$124,894
1237	51000	REGULAR PAY	\$169,790
1237	58800	REGULAR PAY	\$74,996
1237	54400	PROGRAM EXPENSE	\$5,000

Department Request

1237 - County Admin - Implement an alternative to law enforcement response system for crisis intervention and wraparound health and human services delivery *RPS - OTR
 Priority 2 New Initiative Onetime

County Administrator Recommendation

Approve ongoing support for the Community Justice Center

This would be year two of Whole Health and the Tompkins County Sheriff's Office's intent to offer a co-response model between mental health and law enforcement. The budget includes two licensed mental health professionals and one Sheriff's deputy. The CJC will continue efforts to evaluate the effectiveness of the co-response model and how well it meets objectives related to Reimagining Public Safety. Budgeting for this program occurs through Whole Health and TCSO.

This over target request also includes the continuance of the 'community resource hubs' pilot program for the second year. Community resource hubs provide marginalized communities with more direct access to information and resources already offered by the County and partner organizations. The hubs are located in already-existing community centers and include physical materials on local resources and space for other practitioners like social workers to be present in the space. CJC staff would be present in the space to hold "office hours" and engage the community to help make people aware of the resources available there. Relationships built in rural communities will help inform more engagement with law enforcement which will also take place in the hub. Additional services offered could include social supports, housing resources, food (SNAP, WIC) and mental health services, telehealth appointment access, as well as the use of telephone services for scheduling follow up calls and printers for individuals to print materials, applications, appointment follow ups, etc. The budget would include funding to support technology (computers, printer, tele-appointment technology, telephone, etc.), supplies and physical materials, and advertising of the hubs and other related costs. The second year of this program includes an increase from two hubs to three.

There are several ongoing initiatives involving or adjacent to alternative-to-law-enforcement responses to calls for service. The CJC plans to develop a training plan, contract with trainers to deliver content, and host trainings for responders and outreach workers on culturally responsive practices, de-escalation, and mental health first aid. Trainings will also be offered on how to effectively deliver wraparound social support services to individuals in need during and after a response activity. Trainings will be interdisciplinary, including emergency medical services providers, dispatchers and rapid-response team members, outreach workers, and law enforcement officers. The trainings will also be a way for individuals from different disciplines to network with one another. Outcomes of trainings will be evaluated by pre-training surveys and by using the Training Effectiveness Predictors model recommended by the CDC (incl. post course evaluation guide), evaluations will help assess whether the training was effective by looking at a delayed evaluation, i.e., how well learners are applying their skills in the field. The CJC will consider developing a guide and training for effective delivery of wraparound services that can be used by the City and County and distributed to community partner organizations.

Key Performance Indicators will include:

- # of calls responded to by C.A.R.E. team and ability to deliver wraparound services, etc.
- # of attendees using resource hubs and resources rendered at the hubs
- Training Effectiveness Predictors evaluation

Reimagining Public Safety

1237 - County Admin - Implement *RPS - OTR

Functional Unit	Account Code	Line Item Description	Account Number Description	Amount
1237	42797	One-Time	OTHER LOCAL GOVT CONTRIBU	\$15,000
1237	54400	One-Time	PROGRAM EXPENSE	\$30,000

Department Request

1237 - County Admin - County-Wide Program to Promote and Support Holistic Officer Wellness
***RPS - OTR Priority 3 New Initiative**
Onetime

County Administrator Recommendation

Approve ongoing support for the Community Justice Center

In 2023, the Community Justice Center led time-intensive efforts to assess and analyze concepts under "Officer Wellness." Officers at IPD and TCSO, as well as dispatchers at DoER, were surveyed on their current levels of wellness and what contributes to that either positively/negatively. Following analysis of those survey results by an interdisciplinary working group including law enforcement leadership from both agencies, the working group drafted a set of wellness ideas to address gaps found in the survey. Those ideas were then posed back to staff to garner feedback and identify the top-rated options – those top-rated options were then considered by the working group through a rubric including feasibility and adherence to pre-determined Reimagining Public Safety goals. The actions and initiatives listed below are budget items arrived at following that intensive and data-driven process, among other budget-neutral actions on physical fitness and debriefing policies, the CJC is recommending:

The CJC will support the recruitment and retention of a contracted on-call counselor for law enforcement. This would be an enhancement to existing Employee Assistance Program efforts. A vendor would be sought who has specific expertise working with law enforcement. This effort would be paired with a campaign to destigmatize seeking help related to the stressors of working in law enforcement. Data analyzed by the CJC found that between 10-30% of officers and dispatchers may use this service in its first year.

Key Performance Indicators will include:

- Find benchmarks from other programs with on-call counselors, work toward meeting that benchmark (% of people in a group participating).
- Continued yearly surveying to benchmark and improve officer wellness, analyze trends over time. X% increase in perceived/experience mental and emotional wellness

The CJC will support contracting with a nutritionist or dietician to provide appointments to law enforcement personnel. The CJC will also contribute to the marketing of the program to personnel, so they know how to access the information and what the benefits are.

Key Performance Indicators will include:

- Number of participants who seek the services
- Satisfaction surveys and / or checkpoints on healthy living/eating

The CJC will Support the implementation of a peer support model/Critical Incident Stress Management team. The Team will help to ensure a safe, confidential environment for First Responders to discuss within 72 hours a critical event that occurred. The CISM team would also assist our First Responders in mitigating and responding to the normal emotional and psychological effects experienced following stressful responses and critical incidents. This will be accomplished through education and training in advance of events and in individual and group discussions following critical incidents. This team would be assembled by the end of 2023.

Key Performance Indicators will include:

- Team members will be available to go to First Responder organizations to present and discuss CISM and the benefits of participating in a debriefing when needed.
- Utilization of CISM Team by First Responders

Reimagining Public Safety

1237 - County Admin - County-Wide Officer Wellness Program

Functional Unit	Account Code	Account Number Description	Amount
1237	42797	OTHER LOCAL GOVT CONTRIBU	\$20,200
1237	54400	PROGRAM EXPENSE	\$40,400

Department Request

**1237 - County Admin - Implement
Comprehensive, Innovative, and Inclusive
Recruitment and Retention Strategy *RPS - OTR
Priority 4 New Initiative Onetime**

County Administrator Recommendation

Approve ongoing support for the Community Justice Center

In 2023 the Community Justice Center, in conjunction with a working group including community members, IPD, and TCSO, plan to retain a consultant to develop a new law enforcement officer recruitment and retention strategy. Key elements of the recruiting strategy may include:

- Strategy 1, Applicant Tracking Systems
- Strategy 2, Marketing Strategy and Advertising Deployment
- Strategy 3, Travel and Network-based recruiting
- Strategy 4, other

Key Performance Indicators will include:

- Number of applicants for positions compared to previous cycles
- Diversity of applicant pool and new employees

The CJC intends to collaborate with partner agencies including the Tompkins County Workforce Development department to institute a professional development initiative aimed at retaining high-performing staff members at IPD and TCSO. Program will include skills development and job satisfaction training for high performers and those who self-identify as being interested. Funds are available for credentials, courses, certificates, and activities in the areas of professional development, conflict resolution, diversity equity and inclusion, leadership, technology, etc.

Key Performance Indicators will include:

- Longevity of employees
- Survey instrument that asks about intention to stay or leave, and then track those numbers over time, compare against group involved in the

Reimagining Public Safety

1237 - Cty Adm - Implement Compr, Innov. Inclusive Recruit

Functional Unit	Account Code	Account Number Description	Amount
1237	42797	OTHER LOCAL GOVT CONTRIBU	\$50,000
1237	54400	PROGRAM EXPENSE	\$100,000

Department Request

1237 - County Admin - Implement Culturally Responsive Training Program for Law Enforcement *RPS - OTR Priority 5 Continuation of Previous Years OTR Onetime

County Administrator Recommendation

Approve ongoing support for the Community Justice Center

In 2023 the CJC will receive or develop a culturally responsive training curriculum for the IPD and TCSO. Funds are being budgeted so that in 2024 the CJC can help to facilitate the hiring of trainers, delivery of that training, and analysis regarding training effectiveness.

Key Performance Indicators will include:

- At least 6 inter-agency trainings will be held in 2024
 - Goal for % of officers/staff involved in each training will be based on the content (i.e. 100% for de-escalation training, lower percentage for specialized unit-based training)
- *Reimagining Public Safety*

In 2023 the CJC will receive or develop a culturally responsive training curriculum for the IPD and TCSO. Funds are being budgeted so that in 2024 the CJC can help to facilitate the hiring of trainers, delivery of that training, and analysis regarding training effectiveness.

Key Performance Indicators will include:

- At least 6 inter-agency trainings will be held in 2024
 - Goal for % of officers/staff involved in each training will be based on the content (i.e. 100% for de-escalation training, lower percentage for specialized unit-based training)
- *Reimagining Public Safety*

1237 - Cty Ad - Implement Cult Resp Trng Program Law Enforce

Functional Unit	Account Code	Account Number Description	Amount
1237	42797	OTHER LOCAL GOVT CONTRIBU	\$20,000
1237	54400	PROGRAM EXPENSE	\$40,000
			\$60,000

COUNTY ATTORNEY

2024 Operating Budget

Department Overview

The County Attorney's Office is the sole legal advisor for Tompkins County and provides legal opinions and guidance to the County Legislature, County departments and staff. It represents the County as a government entity in civil litigation, bankruptcy, foreclosure, solid waste and health department matters, mental health cases, election matters, capital projects and County property transactions, and acts as Presentment Agency in juvenile cases in Family Court.



Consolidated Budget - Expenditures & Revenues

	MODIFIED BUDGET	ACTUALS	TARGET	REQUESTED	CNTY ADMIN	TOTAL REC
	FY2023	FY2023	FY2024	FY2024	FY2024	FY2024
Expenses						
SALARY AND WAGES	\$377,772	\$246,068	\$377,898	-	-	\$377,899
OVERTIME	\$0	-	\$0	-	-	\$0
PREMIUM PAY	\$3,125	\$1,375	\$2,250	-	-	\$2,250
FRINGE	\$168,242	\$107,836	\$167,706	-	-	\$167,707
OTHER FINANCE	\$0	-	\$0	-	-	\$0
OTHER CAPITAL EQUIPMENT	\$0	-	\$1,200	-	-	\$1,200
ALL OTHER CONTR. SVCS.	\$1,100	\$632	\$1,100	-	-	\$1,100
OTHER	\$750	\$641	\$850	-	-	\$850
OTHER SUPPLIES	\$16,662	\$14,887	\$15,772	-	-	\$15,770
MAINTENANCE	\$0	-	\$0	-	-	\$0
PROGRAM EXPENSE	\$1,260	\$30	\$1,260	-	-	\$1,260
TRAVEL TRAINING	\$1,000	\$570	\$1,000	-	-	\$1,000
PROFESSIONAL SERVICES	\$10,000	\$2,933	\$10,000	-	-	\$10,000
UTILITIES	\$600	\$147	\$600	-	-	\$600
ROLLOVER	\$0	-	-	-	-	-
EXPENSES TOTAL	\$580,511	\$375,120	\$579,636	-	-	\$579,636
Revenues						
LOCAL REVENUES	\$16,200	\$3,200	\$16,200	-	-	\$16,200
APPLIED ROLLOVER (REV)	\$0	-	\$0	-	-	\$0
OTHER REVENUES	\$0	-	\$0	-	-	\$0
INTERFUND TRANSFER AND REVENUE	\$0	-	\$0	-	-	\$0
REVENUES TOTAL	\$16,200	\$3,200	\$16,200	-	-	\$16,200
Dept. Net Local	\$564,311	\$371,920	\$563,436	\$0	\$0	\$563,436

Full Time Equivalents

Position	2019	2020	2021	2022	2023	2024
FTE						
County Attorney	1.00	1.00	1.00	1.00	1.00	1.00
Deputy County Attorney	0.50	0.50	0.50	1.00	1.00	1.00
Paralegal Aide Assistant	0.00	0.00	0.00	0.00	0.00	1.00
Paralegal To County Attorney	0.50	0.50	0.50	0.50	0.50	0.00
Secretary/Para Legal Aide	1.00	1.00	1.00	1.00	1.00	1.00
FTE	3.00	3.00	3.00	3.50	3.50	4.00

1420 - COUNTY ATTORNEY

	ACTUAL	ACTUALS	MOD BUD	TARGET	REQUEST	REC OTR	TOTAL REC
	FY2022	FY2023	FY2023	FY2024	FY2024	FY2024	FY2024
Total Expenses							
SALARY AND WAGES	\$376,854	\$246,068	\$377,772	\$377,899	-	-	\$377,899
OVERTIME	\$54	-	\$0	\$0	-	-	\$0
PREMIUM PAY	\$3,125	\$1,375	\$3,125	\$2,250	-	-	\$2,250
FRINGE	\$179,830	\$107,836	\$168,242	\$167,707	-	-	\$167,707
OTHER FINANCE	-	-	\$0	\$0	-	-	\$0
OTHER CAPITAL EQUIPMENT	\$4,916	-	\$0	\$1,200	-	-	\$1,200
ALL OTHER CONTR. SVCS.	\$891	\$632	\$1,100	\$1,100	-	-	\$1,100
OTHER	\$593	\$641	\$750	\$850	-	-	\$850
OTHER SUPPLIES	\$21,053	\$14,887	\$16,662	\$15,770	-	-	\$15,770
MAINTENANCE	-	-	\$0	\$0	-	-	\$0
PROGRAM EXPENSE	\$490	\$30	\$1,260	\$1,260	-	-	\$1,260
TRAVEL TRAINING	\$756	\$570	\$1,000	\$1,000	-	-	\$1,000
PROFESSIONAL SERVICES	\$3,191	\$2,933	\$10,000	\$10,000	-	-	\$10,000
UTILITIES	\$226	\$147	\$600	\$600	-	-	\$600
ROLLOVER	-	-	\$0	-	-	-	-
TOTAL EXPENSES TOTAL	\$591,981	\$375,120	\$580,511	\$579,636	-	-	\$579,636
Total Revenues							
LOCAL REVENUES	\$3,137	\$3,200	\$16,200	\$16,200	-	-	\$16,200
APPLIED ROLLOVER (REV)	-	-	\$0	\$0	-	-	\$0
OTHER REVENUES	-	-	\$0	\$0	-	-	\$0
INTERFUND TRANSFER AND REVENUE	-	-	\$0	\$0	-	-	\$0
TOTAL REVENUES TOTAL	\$3,137	\$3,200	\$16,200	\$16,200	-	-	\$16,200
Dept. Net Local	\$588,844	\$371,920	\$564,311	\$563,436	\$0	\$0	\$563,436

COUNTY CLERK

2024 Operating Budget

Department Overview

The Tompkins County Clerk's Office is located in the Tompkins County Courthouse at 320 N. Tioga St. and the Department of Motor Vehicles is conveniently located at 301 Third Street in the Hancock Plaza.

Both offices are known for our fast-moving lines, quick turnaround of documents, friendly and helpful staff, and ease of access – either in person or online.



The County Clerk's Office serves as the repository for all land records (deeds, mortgages, etc.). The County Clerk is the Clerk of the Supreme and County Courts and is responsible for all civil and criminal filings. Other functions that are provided include: notary public, corporate filings, passports, naturalization ceremonies, collector of mortgage and transfer taxes, federal and state tax filings.

Consolidated Budget - Expenditures & Revenues

	MODIFIED BUDGET	ACTUALS	TARGET	REQUESTED	CNTY ADMIN	TOTAL REC
	FY2023	FY2023	FY2024	FY2024	FY2024	FY2024
Expenses						
SALARY AND WAGES	\$1,046,241	\$667,355	\$1,040,154	-	-	\$1,040,153
OVERTIME	\$0	\$782	\$0	-	-	\$0
PREMIUM PAY	\$10,800	\$10,374	\$9,000	-	-	\$9,000
FRINGE	\$466,894	\$293,985	\$463,411	-	-	\$463,412
OTHER FINANCE	\$0	-	\$0	-	-	\$0
OTHER CAPITAL EQUIPMENT	\$13,000	\$5,089	\$6,000	-	-	\$6,000
ALL OTHER CONTR. SVCS.	\$157,400	\$93,469	\$157,400	-	-	\$157,400
OTHER	\$20,600	\$12,757	\$20,745	-	-	\$20,745
OTHER SUPPLIES	\$9,625	\$5,767	\$11,625	-	-	\$11,625
MAINTENANCE	\$0	-	\$0	-	-	\$0
PROGRAM EXPENSE	\$20,087	-	\$0	-	-	\$0
TRAVEL TRAINING	\$6,000	\$1,486	\$6,000	-	-	\$6,000
RENT	\$9,000	\$9,440	\$9,600	-	-	\$9,600
PROFESSIONAL SERVICES	\$100,341	\$34,443	\$8,075	-	-	\$8,075
UTILITIES	\$7,720	\$3,252	\$7,720	-	-	\$7,720
ROLLOVER	\$0	-	-	-	-	-
EXPENSES TOTAL	\$1,867,708	\$1,138,200	\$1,739,730	-	-	\$1,739,730
Revenues						
LOCAL REVENUES	\$1,112,485	\$723,261	\$1,103,209	-	-	\$1,103,209
OTHER REVENUES	\$88,501	\$52,078	\$87,101	-	-	\$87,101
STATE AID	\$46,002	-	\$0	-	-	\$0
REVENUES TOTAL	\$1,246,988	\$775,339	\$1,190,310	-	-	\$1,190,310
Dept. Net Local	\$620,720	\$362,861	\$549,420	\$0	\$0	\$549,420

Full Time Equivalents

Position	2019	2020	2021	2022	2023	2024
FTE						
Administrative Assistant - Level 1	1.00	1.00	1.00	1.00	1.00	1.00
Administrative Recording Clerk	1.00	1.00	1.00	1.00	1.00	1.00
County Clerk	1.00	1.00	1.00	1.00	1.00	1.00
Deputy County Clerk	2.00	2.00	1.00	1.00	1.00	1.00
DMV Supervisor	0.00	1.00	1.00	1.00	1.00	0.00
Executive Deputy County Clerk	0.00	0.00	1.00	1.00	1.00	1.00
Head Motor Vehicle Examiner	0.00	0.00	0.00	0.00	1.00	1.00
Information Aide	1.00	0.00	0.00	0.00	0.00	0.00
Mail & Records Clerk	1.00	1.00	1.00	1.00	0.00	0.00
Motor Vehicle Examiner	6.00	5.00	5.50	5.50	5.75	7.00
Principal Motor Vehicle Examiner	0.00	0.00	0.00	1.00	1.00	0.00
Principal Recording Clerk	2.00	2.00	1.00	1.00	1.00	0.00
Project Assistant	0.00	1.00	0.00	0.50	0.50	0.50
Recording Clerk	1.00	1.00	1.00	1.00	1.00	2.00
Senior Motor Vehicle Examiner	2.75	2.75	2.75	2.00	1.00	1.00
Senior Recording Clerk	2.00	3.00	3.00	2.75	2.75	2.75
FTE	20.75	21.75	20.25	20.75	20.00	19.25

1410 - COUNTY CLERK

	ACTUAL	ACTUALS	MOD BUD	TARGET	REQUEST	REC OTR	TOTAL REC
	FY2022	FY2023	FY2023	FY2024	FY2024	FY2024	FY2024
Total Expenses							
SALARY AND WAGES	\$535,412	\$320,905	\$544,584	\$518,675	--	--	\$518,675
OVERTIME	\$1,664	\$52	\$0	\$0	--	--	\$0
PREMIUM PAY	\$7,425	\$3,250	\$7,050	\$6,250	--	--	\$6,250
FRINGE	\$252,874	\$139,921	\$243,656	\$231,860	--	--	\$231,860
OTHER FINANCE	--	--	\$0	\$0	--	--	\$0
OTHER CAPITAL EQUIPMENT	\$14,954	\$4,098	\$12,000	\$5,000	--	--	\$5,000
ALL OTHER CONTR. SVCS.	\$89,643	\$93,259	\$157,000	\$157,000	--	--	\$157,000
OTHER	\$13,284	\$10,703	\$13,100	\$13,245	--	--	\$13,245
OTHER SUPPLIES	\$5,871	\$4,362	\$6,750	\$8,750	--	--	\$8,750
MAINTENANCE	--	--	\$0	\$0	--	--	\$0
PROGRAM EXPENSE	\$1,386	--	\$20,087	\$0	--	--	\$0
TRAVEL TRAINING	\$676	\$1,486	\$6,000	\$6,000	--	--	\$6,000
RENT	--	--	\$0	\$0	--	--	\$0
PROFESSIONAL SERVICES	\$6,974	\$33,018	\$100,266	\$8,000	--	--	\$8,000
UTILITIES	\$566	\$367	\$720	\$720	--	--	\$720
ROLLOVER	--	--	\$0	--	--	--	--
TOTAL EXPENSES TOTAL	\$930,729	\$611,421	\$1,111,213	\$955,500	--	--	\$955,500
Total Revenues							
LOCAL REVENUES	\$393,844	\$163,491	\$347,633	\$345,187	--	--	\$345,187
OTHER REVENUES	\$55,310	\$46,355	\$77,501	\$77,501	--	--	\$77,501
STATE AID	--	--	\$46,002	\$0	--	--	\$0
TOTAL REVENUES TOTAL	\$449,154	\$209,846	\$471,136	\$422,688	--	--	\$422,688
Dept. Net Local	\$481,575	\$401,575	\$640,077	\$532,812	\$0	\$0	\$532,812

1411 - MOTOR VEHICLES

	ACTUAL	ACTUALS	MOD BUD	TARGET	REQUEST	REC OTR	TOTAL REC
	FY2022	FY2023	FY2023	FY2024	FY2024	FY2024	FY2024
Total Expenses							
SALARY AND WAGES	\$455,361	\$308,461	\$501,657	\$521,480	--	--	\$521,480
OVERTIME	\$1,145	\$731	\$0	\$0	--	--	\$0
PREMIUM PAY	\$16,487	\$5,074	\$3,750	\$2,750	--	--	\$2,750
FRINGE	\$223,224	\$136,945	\$223,238	\$231,553	--	--	\$231,553
OTHER CAPITAL EQUIPMENT	\$1,815	\$991	\$1,000	\$1,000	--	--	\$1,000
ALL OTHER CONTR. SVCS.	\$70	\$72	\$400	\$400	--	--	\$400
OTHER	\$2,912	\$1,667	\$7,500	\$7,500	--	--	\$7,500
OTHER SUPPLIES	\$2,093	\$1,343	\$2,875	\$2,875	--	--	\$2,875
MAINTENANCE	--	--	\$0	\$0	--	--	\$0
PROGRAM EXPENSE	--	--	\$0	\$0	--	--	\$0
TRAVEL TRAINING	--	--	\$0	\$0	--	--	\$0
RENT	--	--	\$0	\$0	--	--	\$0
PROFESSIONAL SERVICES	\$70	--	\$75	\$75	--	--	\$75
UTILITIES	\$7,346	\$2,794	\$7,000	\$7,000	--	--	\$7,000
ROLLOVER	--	--	\$0	--	--	--	--
TOTAL EXPENSES TOTAL	\$710,524	\$458,076	\$747,495	\$774,633	--	--	\$774,633
Total Revenues							
LOCAL REVENUES	\$656,874	\$559,159	\$764,852	\$758,022	--	--	\$758,022
OTHER REVENUES	--	--	\$0	\$0	--	--	\$0
STATE AID	--	--	\$0	\$0	--	--	\$0
TOTAL REVENUES TOTAL	\$656,874	\$559,159	\$764,852	\$758,022	--	--	\$758,022
Dept. Net Local	\$53,649	-\$101,082	-\$17,357	\$16,611	\$0	\$0	\$16,611

1460 - RECORDS MANAGEMENT


	ACTUAL	ACTUALS	MOD BUD	TARGET	REQUEST	REC OTR	TOTAL REC
	FY2022	FY2023	FY2023	FY2024	FY2024	FY2024	FY2024
Total Expenses							
SALARY AND WAGES	-	-	\$0	\$0	-	-	\$0
OVERTIME	-	-	\$0	\$0	-	-	\$0
PREMIUM PAY	-	-	\$0	-	-	-	-
FRINGE	-	-	\$0	-	-	-	-
OTHER CAPITAL EQUIPMENT	-	-	\$0	\$0	-	-	\$0
OTHER	-	-	\$0	\$0	-	-	\$0
OTHER SUPPLIES	-	-	\$0	\$0	-	-	\$0
PROGRAM EXPENSE	-	-	\$0	\$0	-	-	\$0
TRAVEL TRAINING	-	-	\$0	\$0	-	-	\$0
RENT	\$8,440	\$9,440	\$9,000	\$9,600	-	-	\$9,600
PROFESSIONAL SERVICES	-	-	\$0	\$0	-	-	\$0
UTILITIES	-	-	\$0	\$0	-	-	\$0
ROLLOVER	-	-	\$0	-	-	-	-
TOTAL EXPENSES TOTAL	\$8,440	\$9,440	\$9,000	\$9,600	-	-	\$9,600
Total Revenues							
OTHER REVENUES	\$9,381	\$5,723	\$11,000	\$9,600	-	-	\$9,600
STATE AID	-	-	\$0	\$0	-	-	\$0
TOTAL REVENUES TOTAL	\$9,381	\$5,723	\$11,000	\$9,600	-	-	\$9,600
Dept. Net Local	-\$941	\$3,717	-\$2,000	\$0	\$0	\$0	\$0

COUNTY HISTORIAN

2024 Operating Budget

Department Overview

The county historian is an appointed officer of the County charged with the collection, preservation, and use of county records, and with education and promotion of county history. The historian also coordinates the activities and lends aid to the appointed municipal historians in the county and currently serves on the State Commissioner of Education's Local History Advisory Council.



Consolidated Budget - Expenditures & Revenues

	MODIFIED BUDGET	ACTUALS	TARGET	REQUESTED	CNTY ADMIN	TOTAL REC
	FY2023	FY2023	FY2024	FY2024	FY2024	FY2024
Expenses						
SALARY AND WAGES	\$0	\$4,167	-	-	-	-
FRINGE	\$0	\$1,812	-	-	-	-
OTHER CAPITAL EQUIPMENT	\$0	-	\$0	-	-	\$0
OTHER SUPPLIES	\$0	-	\$0	-	-	\$0
PROGRAM EXPENSE	\$18,564	\$2,907	\$15,300	\$3,500	-	\$15,300
PROFESSIONAL SERVICES	\$0	-	\$0	-	-	\$0
EXPENSES TOTAL	\$18,564	\$8,885	\$15,300	\$3,500	-	\$15,300
Revenues						
LOCAL REVENUES	\$0	-	\$0	-	-	\$0
APPLIED ROLLOVER (REV)	\$0	-	\$0	-	-	\$0
OTHER REVENUES	\$0	-	\$0	-	-	\$0
INTERFUND TRANSFER AND REVENUE	\$0	-	\$0	-	-	\$0
REVENUES TOTAL	\$0	-	\$0	-	-	\$0
Dept. Net Local	\$18,564	\$8,885	\$15,300	\$3,500	\$0	\$15,300

7520 - COUNTY HISTORIAN

	ACTUAL	ACTUALS	MOD BUD	TARGET	REQUEST	REC OTR	TOTAL REC
	FY2022	FY2023	FY2023	FY2024	FY2024	FY2024	FY2024
Total Expenses							
SALARY AND WAGES	-	\$3,750	\$0	-	-	-	-
FRINGE	-	\$1,631	\$0	-	-	-	-
OTHER CAPITAL EQUIPMENT	-	-	\$0	\$0	-	-	\$0
OTHER SUPPLIES	-	-	\$0	\$0	-	-	\$0
PROGRAM EXPENSE	\$10,000	-	\$10,000	\$10,300	-	-	\$10,300
PROFESSIONAL SERVICES	-	-	\$0	\$0	-	-	\$0
TOTAL EXPENSES TOTAL	\$10,000	\$5,381	\$10,000	\$10,300	-	-	\$10,300
Total Revenues							
LOCAL REVENUES	-	-	\$0	\$0	-	-	\$0
APPLIED ROLLOVER (REV)	-	-	\$0	\$0	-	-	\$0
OTHER REVENUES	-	-	\$0	\$0	-	-	\$0
INTERFUND TRANSFER AND REVENUE	-	-	\$0	\$0	-	-	\$0
TOTAL REVENUES TOTAL	-	-	\$0	\$0	-	-	\$0
Dept. Net Local	\$10,000	\$5,381	\$10,000	\$10,300	\$0	\$0	\$10,300

7521 - HISTORICAL COMMISSION

	ACTUAL	ACTUALS	MOD BUD	TARGET	REQUEST	REC OTR	TOTAL REC
	FY2022	FY2023	FY2023	FY2024	FY2024	FY2024	FY2024
Total Expenses							
PROGRAM EXPENSE	\$4,706	\$2,907	\$8,564	\$5,000	\$3,500	-	\$5,000
TOTAL EXPENSES TOTAL	\$4,706	\$2,907	\$8,564	\$5,000	\$3,500	-	\$5,000
Total Revenues							
LOCAL REVENUES	-	-	-	\$0	-	-	\$0
APPLIED ROLLOVER (REV)	-	-	\$0	\$0	-	-	\$0
INTERFUND TRANSFER AND REVENUE	-	-	\$0	-	-	-	-
TOTAL REVENUES TOTAL	-	-	\$0	\$0	-	-	\$0
Dept. Net Local	\$4,706	\$2,907	\$8,564	\$5,000	\$3,500	\$0	\$5,000

COUNTY HISTORIAN - OTR

2024 Over Target Requests (OTRs)

Over Target Requests Summary

	TARGET	REQ TARGET	REQ ONETIME	REC ONETIME	TOTAL REC
	FY2024	FY2024	FY2024	FY2024	FY2024
Expenses					
County Historian	\$15,300	\$3,500	-	-	\$15,300
EXPENSES TOTAL	\$15,300	\$3,500	-	-	\$15,300
Revenues					
County Historian	\$0	-	-	-	\$0
REVENUES TOTAL	\$0	-	-	-	\$0
Revenues - Expenses	\$15,300	\$3,500	\$0	\$0	\$15,300

Department Request

7521 - County Historian - Request for Publications - OTR
Priority 1 New Initiative Target

County Administrator Recommendation

Unable to support due to fiscal constraints

I'm requesting that an additional \$3500 be added to the Historical Commission publication budget (for a total of \$8500), to fund two publications per year at a predicted cost of \$4250 each. The old budget of \$5,000 is sufficient to fund a single publication, with a modest additional amount to cover other outlays. Forthcoming publications include a book on architect William Henry Miller by Mary Tomlan, former Historian for the City of Ithaca. Future projects include podcasts and a publication on the history of trash disposal by Joe Mareane, a book on the barns of Tompkins County by the Municipal Historians of Tompkins County, illustrated by Mary Ann Barr, Historian for the Town of Danby, and a publication about the 1918 flu pandemic by the Municipal Historians of Tompkins County. I'm also requesting a modest \$200 budget for office supplies to outfit the County Historian's office.

Functional Unit	Account Code	Line Item Description	Legacy ERP Account Number Description	Amount
7521	54400	Target	PROGRAM EXPENSE	\$3,500
				\$3,500

COUNTY OFFICE FOR THE AGING

2024 Operating Budget

Department Overview

Tompkins County Office for the Aging, is the point of entry into aging services in Tompkins County. We provide objective and unbiased information regarding the array of



TOMPKINS COUNTY
OFFICE FOR THE AGING

Aging Better, Together

services available for older adults and their caregivers. Established in 1975, our mission is to assist older adults and persons with long term care needs to live independently in their homes and communities with quality of life and dignity. We provide people information, assistance and referrals as well as vast array of services, resources and supports for older adults and their caregivers.

Consolidated Budget - Expenditures & Revenues

	MODIFIED BUDGET	ACTUALS	TARGET	REQUESTED	CNTY ADMIN	TOTAL REC
	FY2023	FY2023	FY2024	FY2024	FY2024	FY2024
Expenses						
SALARY AND WAGES	\$796,226	\$510,363	\$848,920	-	-	\$848,922
OVERTIME	\$0	\$6	\$0	-	-	\$0
PREMIUM PAY	\$9,175	\$8,575	\$9,550	-	-	\$9,550
FRINGE	\$348,014	\$222,203	\$364,147	-	-	\$364,146
OTHER FINANCE	\$0	-	\$0	-	-	\$0
OTHER CAPITAL EQUIPMENT	\$1,487	\$2,398	\$0	-	-	\$0
AUTOMOTIVE EQUIPMENT	\$0	-	\$0	-	-	\$0
ALL OTHER CONTR. SVCS.	\$1,726,624	\$1,272,417	\$1,372,973	-	-	\$1,372,973
OTHER	\$7,945	\$5,306	\$203,930	-	-	\$203,930
OTHER SUPPLIES	\$13,107	\$8,163	\$9,718	-	-	\$9,718
VEHICLES FUEL AND MAINTENANCE	\$1,300	\$423	\$1,300	-	-	\$1,300
MAINTENANCE	\$0	-	\$0	-	-	\$0
PROGRAM EXPENSE	\$73,064	\$59,137	\$43,146	-	-	\$43,146
TRAVEL TRAINING	\$2,550	\$1,475	\$2,300	-	-	\$2,300
RENT	\$0	-	-	-	-	-
PROFESSIONAL SERVICES	\$0	-	\$0	-	-	\$0
UTILITIES	\$3,300	\$1,036	\$2,310	-	-	\$2,310
ROLLOVER	\$0	-	-	-	-	-
EXPENSES TOTAL	\$2,982,793	\$2,091,501	\$2,858,294	-	-	\$2,858,295
Revenues						
LOCAL REVENUES	\$38,150	\$24,144	\$36,500	-	-	\$36,500
APPLIED ROLLOVER (REV)	\$0	-	\$0	-	-	\$0
OTHER REVENUES	\$73,102	\$38,517	\$53,744	-	-	\$53,744
INTERFUND TRANSFER AND REVENUE	\$0	-	\$0	-	-	\$0
STATE AID	\$1,154,353	\$750,978	\$1,132,806	-	-	\$1,132,806
FEDERAL AID	\$593,764	\$214,369	\$629,254	-	-	\$629,254
REVENUES TOTAL	\$1,859,369	\$1,028,007	\$1,852,304	-	-	\$1,852,304
Dept. Net Local	\$1,123,423	\$1,063,494	\$1,005,990	\$0	\$0	\$1,005,991

Full Time Equivalents

Position	2019	2020	2021	2022	2023	2024
FTE						
Account Clerk/Typist	0.60	0.60	0.60	0.60	0.60	0.60
Administrative Assistant 4	0.00	0.00	0.00	0.00	1.00	0.10
Aging Services Specialist	4.00	3.00	4.00	4.00	4.00	4.00
Deputy Director, Office for the Aging	0.00	1.00	1.00	1.00	1.00	1.00
Dietitian	0.23	0.23	0.23	0.20	0.20	0.20
Director, Office For The Aging	1.00	1.00	1.00	1.00	1.00	1.00
Fiscal Coordinator	1.00	1.00	1.00	1.00	1.00	0.00
Fiscal Coordinator II	0.00	0.00	0.00	0.00	0.00	1.00
Home Health – Personal Care Aide	0.00	0.00	0.00	0.50	0.50	1.00
Information Aide	1.00	1.00	0.00	0.50	0.00	0.00
Long Term Care Specialist	0.00	0.00	0.00	0.00	1.00	1.00
N Y Connects Coordinator	1.00	0.00	0.00	0.00	0.00	0.00
Ombudsman Prgm and Outreach Coord	0.00	1.00	1.00	1.00	1.00	1.00
Outreach Worker	2.99	2.99	1.49	1.50	1.50	1.50
Principal Account Clerk/Typist	0.00	1.00	1.00	1.00	0.00	0.00
Project Assistant	0.00	0.00	0.00	0.00	0.00	1.50
Senior Account Clerk Typist	0.00	0.00	0.00	0.00	0.00	1.00
Senior Account Clerk/Typist	1.00	0.00	0.00	0.00	0.00	0.00
FTE	12.82	12.82	11.32	12.30	12.80	14.90

6769 - FAMILIES FIRST/CARES

	ACTUAL	ACTUALS	MOD BUD	TARGET	REQUEST	REC OTR	TOTAL REC
	FY2022	FY2023	FY2023	FY2024	FY2024	FY2024	FY2024
Total Expenses							
SALARY AND WAGES	-	\$2,439	\$4,277	-	-	-	-
PREMIUM PAY	-	\$50	\$0	-	-	-	-
FRINGE	-	\$1,082	\$1,889	-	-	-	-
OTHER CAPITAL EQUIPMENT	\$18,254	-	\$0	\$0	-	-	\$0
ALL OTHER CONTR. SVCS.	\$22,206	\$35,728	\$50,510	\$0	-	-	\$0
OTHER SUPPLIES	\$223	-	\$0	\$0	-	-	\$0
PROGRAM EXPENSE	\$3,566	\$3,146	\$3,006	\$0	-	-	\$0
PROFESSIONAL SERVICES	\$5,900	-	\$0	-	-	-	-
TOTAL EXPENSES TOTAL	\$50,149	\$42,445	\$59,682	\$0	-	-	\$0
Total Revenues							
LOCAL REVENUES	-	-	\$0	\$0	-	-	\$0
FEDERAL AID	\$85,174	\$39,234	\$59,682	\$0	-	-	\$0
TOTAL REVENUES TOTAL	\$85,174	\$39,234	\$59,682	\$0	-	-	\$0
Dept. Net Local	-\$35,025	\$3,211	\$0	\$0	\$0	\$0	\$0

6771 - LTC OMBUDSMAN

	ACTUAL	ACTUALS	MOD BUD	TARGET	REQUEST	REC OTR	TOTAL REC
	FY2022	FY2023	FY2023	FY2024	FY2024	FY2024	FY2024
Total Expenses							
SALARY AND WAGES	\$122,154	\$81,271	\$136,836	\$156,446	-	-	\$156,446
OVERTIME	\$6	-	\$0	-	-	-	-
PREMIUM PAY	\$1,000	-	\$1,000	\$1,500	-	-	\$1,500
FRINGE	\$57,798	\$32,464	\$53,150	\$54,724	-	-	\$54,724
OTHER CAPITAL EQUIPMENT	\$194	\$1,150	\$1,487	\$0	-	-	\$0
ALL OTHER CONTR. SVCS.	-	-	\$0	\$0	-	-	\$0
OTHER	\$15,527	\$352	\$1,300	\$800	-	-	\$800
OTHER SUPPLIES	\$879	\$523	\$1,200	\$500	-	-	\$500
VEHICLES FUEL AND MAINTENANCE	\$413	\$165	\$450	\$450	-	-	\$450
PROGRAM EXPENSE	\$7,741	\$8,138	\$11,775	\$2,000	-	-	\$2,000
TRAVEL TRAINING	\$3,974	-	\$400	\$400	-	-	\$400
UTILITIES	\$930	\$240	\$1,290	\$360	-	-	\$360
ROLLOVER	-	-	\$0	-	-	-	-
TOTAL EXPENSES TOTAL	\$210,615	\$124,303	\$208,888	\$217,180	-	-	\$217,180
Total Revenues							
OTHER REVENUES	-	-	\$0	\$0	-	-	\$0
STATE AID	-	\$8,206	\$43,973	\$0	-	-	\$0
FEDERAL AID	\$149,490	\$15,654	\$124,879	\$176,771	-	-	\$176,771
TOTAL REVENUES TOTAL	\$149,490	\$23,860	\$168,852	\$176,771	-	-	\$176,771
Dept. Net Local	\$61,125	\$100,443	\$40,036	\$40,409	\$0	\$0	\$40,409

6772 - TITLE III-B

	ACTUAL	ACTUALS	MOD BUD	TARGET	REQUEST	REC OTR	TOTAL REC
	FY2022	FY2023	FY2023	FY2024	FY2024	FY2024	FY2024
Total Expenses							
SALARY AND WAGES	\$234,573	\$148,570	\$240,750	\$287,646	-	-	\$287,646
OVERTIME	\$146	\$0	\$0	-	-	-	-
PREMIUM PAY	\$5,066	\$2,450	\$2,750	\$2,000	-	-	\$2,000
FRINGE	\$116,340	\$65,808	\$107,554	\$127,938	-	-	\$127,938
OTHER FINANCE	-	-	\$0	\$0	-	-	\$0
OTHER CAPITAL EQUIPMENT	-	-	\$0	\$0	-	-	\$0
ALL OTHER CONTR. SVCS.	\$26,876	\$21,831	\$22,386	\$22,579	-	-	\$22,579
OTHER	\$5,001	\$4,067	\$5,758	\$5,613	-	-	\$5,613
OTHER SUPPLIES	\$9,313	\$5,356	\$8,957	\$7,983	-	-	\$7,983
VEHICLES FUEL AND MAINTENANCE	\$253	\$67	\$500	\$500	-	-	\$500
PROGRAM EXPENSE	\$7,797	\$5,015	\$5,891	\$6,314	-	-	\$6,314
TRAVEL TRAINING	\$1,692	\$1,380	\$1,900	\$1,900	-	-	\$1,900
PROFESSIONAL SERVICES	-	-	\$0	\$0	-	-	\$0
UTILITIES	-\$148	\$351	\$1,260	\$1,950	-	-	\$1,950
ROLLOVER	-	-	\$0	-	-	-	-
TOTAL EXPENSES TOTAL	\$406,909	\$254,895	\$397,706	\$464,423	-	-	\$464,423
Total Revenues							
LOCAL REVENUES	\$102	\$215	\$300	\$300	-	-	\$300
OTHER REVENUES	\$2,000	-	\$0	\$0	-	-	\$0
STATE AID	-	-	\$0	\$0	-	-	\$0
FEDERAL AID	\$79,385	\$72,911	\$70,698	\$107,953	-	-	\$107,953
TOTAL REVENUES TOTAL	\$81,487	\$73,126	\$70,998	\$108,253	-	-	\$108,253
Dept. Net Local	\$325,422	\$181,769	\$326,708	\$356,170	\$0	\$0	\$356,170

6774 SNAP

	ACTUAL	ACTUALS	MOD BUD	TARGET	REQUEST	REC OTR	TOTAL REC
	FY2022	FY2023	FY2023	FY2024	FY2024	FY2024	FY2024
Total Expenses							
SALARY AND WAGES	\$11,921	\$7,397	\$12,177	\$12,211	--	--	\$12,211
PREMIUM PAY	\$600	\$300	\$300	\$300	--	--	\$300
FRINGE	\$5,897	\$3,354	\$5,511	\$5,526	--	--	\$5,526
OTHER FINANCE	--	--	\$0	\$0	--	--	\$0
OTHER CAPITAL EQUIPMENT	--	--	\$0	\$0	--	--	\$0
AUTOMOTIVE EQUIPMENT	--	--	\$0	\$0	--	--	\$0
ALL OTHER CONTR. SVCS.	\$245,597	\$249,131	\$255,605	\$276,084	--	--	\$276,084
OTHER	--	--	\$0	\$0	--	--	\$0
OTHER SUPPLIES	--	--	\$0	\$0	--	--	\$0
PROGRAM EXPENSE	--	--	\$0	\$0	--	--	\$0
PROFESSIONAL SERVICES	--	--	\$0	\$0	--	--	\$0
UTILITIES	--	--	\$0	\$0	--	--	\$0
ROLLOVER	--	--	\$0	--	--	--	--
TOTAL EXPENSES TOTAL	\$264,015	\$260,182	\$273,593	\$294,121	--	--	\$294,121
Total Revenues							
OTHER REVENUES	--	--	\$0	\$0	--	--	\$0
STATE AID	\$360,708	-\$9,291	\$229,464	\$249,943	--	--	\$249,943
TOTAL REVENUES TOTAL	\$360,708	-\$9,291	\$229,464	\$249,943	--	--	\$249,943
Dept. Net Local	-\$96,694	\$269,473	\$44,129	\$44,178	\$0	\$0	\$44,178

6776 NUTRITIAN FOR THE ELDERLY

	ACTUAL	ACTUALS	MOD BUD	TARGET	REQUEST	REC OTR	TOTAL REC
	FY2022	FY2023	FY2023	FY2024	FY2024	FY2024	FY2024
Total Expenses							
SALARY AND WAGES	--	--	\$0	--	--	--	--
PREMIUM PAY	--	--	\$0	--	--	--	--
FRINGE	--	--	\$0	--	--	--	--
OTHER FINANCE	--	--	\$0	\$0	--	--	\$0
OTHER CAPITAL EQUIPMENT	--	--	\$0	\$0	--	--	\$0
AUTOMOTIVE EQUIPMENT	--	--	\$0	\$0	--	--	\$0
ALL OTHER CONTR. SVCS.	\$444,891	\$369,887	\$456,085	\$458,539	--	--	\$458,539
OTHER	--	--	\$0	\$0	--	--	\$0
OTHER SUPPLIES	--	--	\$0	\$0	--	--	\$0
PROGRAM EXPENSE	--	--	\$0	\$0	--	--	\$0
PROFESSIONAL SERVICES	--	--	\$0	\$0	--	--	\$0
UTILITIES	--	--	\$0	\$0	--	--	\$0
ROLLOVER	--	--	\$0	--	--	--	--
TOTAL EXPENSES TOTAL	\$444,891	\$369,887	\$456,085	\$458,539	--	--	\$458,539
Total Revenues							
LOCAL REVENUES	--	--	\$0	\$0	--	--	\$0
OTHER REVENUES	--	--	\$0	\$0	--	--	\$0
FEDERAL AID	\$187,735	\$40,590	\$149,217	\$151,671	--	--	\$151,671
TOTAL REVENUES TOTAL	\$187,735	\$40,590	\$149,217	\$151,671	--	--	\$151,671
Dept. Net Local	\$257,157	\$329,297	\$306,868	\$306,868	\$0	\$0	\$306,868

6777 CSEP

	ACTUAL	ACTUALS	MOD BUD	TARGET	REQUEST	REC OTR	TOTAL REC
	FY2022	FY2023	FY2023	FY2024	FY2024	FY2024	FY2024
Total Expenses							
SALARY AND WAGES	\$56,003	\$37,918	\$59,022	\$68,391	-	-	\$68,391
OVERTIME	-	-	\$0	-	-	-	-
PREMIUM PAY	\$3,625	\$2,249	\$3,625	\$2,625	-	-	\$2,625
FRINGE	\$26,363	\$17,500	\$27,671	\$31,369	-	-	\$31,369
OTHER FINANCE	-	-	\$0	\$0	-	-	\$0
OTHER CAPITAL EQUIPMENT	-	-	\$0	\$0	-	-	\$0
ALL OTHER CONTR. SVCS.	\$123,098	\$104,602	\$116,561	\$110,177	-	-	\$110,177
OTHER	-	-	\$0	\$0	-	-	\$0
OTHER SUPPLIES	-	\$264	\$264	\$0	-	-	\$0
PROGRAM EXPENSE	\$5,638	\$5,600	\$5,600	\$5,600	-	-	\$5,600
TRAVEL TRAINING	-	-	\$0	\$0	-	-	\$0
PROFESSIONAL SERVICES	-	-	\$0	\$0	-	-	\$0
UTILITIES	-	-	\$0	\$0	-	-	\$0
ROLLOVER	-	-	\$0	-	-	-	-
TOTAL EXPENSES TOTAL	\$214,727	\$168,132	\$212,743	\$218,162	-	-	\$218,162
Total Revenues							
LOCAL REVENUES	\$38	-	\$50	\$50	-	-	\$50
OTHER REVENUES	-	-	\$0	\$0	-	-	\$0
STATE AID	\$156,239	\$172,727	\$156,684	\$172,724	-	-	\$172,724
FEDERAL AID	-	-	\$0	\$0	-	-	\$0
TOTAL REVENUES TOTAL	\$156,277	\$172,727	\$156,734	\$172,774	-	-	\$172,774
Dept. Net Local	\$58,450	-\$4,595	\$56,009	\$45,388	\$0	\$0	\$45,388

6778 HEAP

	ACTUAL	ACTUALS	MOD BUD	TARGET	REQUEST	REC OTR	TOTAL REC
	FY2022	FY2023	FY2023	FY2024	FY2024	FY2024	FY2024
Total Expenses							
SALARY AND WAGES	\$25,549	\$30,272	\$23,183	\$23,169	-	-	\$23,169
PREMIUM PAY	\$500	\$500	\$500	\$500	-	-	\$500
FRINGE	\$10,513	\$13,410	\$10,461	\$10,455	-	-	\$10,455
OTHER	\$0	-	\$0	\$0	-	-	\$0
OTHER SUPPLIES	-	-	\$0	\$0	-	-	\$0
UTILITIES	-	-	\$0	\$0	-	-	\$0
ROLLOVER	-	-	\$0	-	-	-	-
TOTAL EXPENSES TOTAL	\$36,563	\$44,181	\$34,144	\$34,124	-	-	\$34,124
Total Revenues							
LOCAL REVENUES	-	-	\$0	\$0	-	-	\$0
OTHER REVENUES	\$44,925	\$22,363	\$33,644	\$33,644	-	-	\$33,644
FEDERAL AID	-	-	\$0	\$0	-	-	\$0
TOTAL REVENUES TOTAL	\$44,925	\$22,363	\$33,644	\$33,644	-	-	\$33,644
Dept. Net Local	-\$8,362	\$21,818	\$500	\$480	\$0	\$0	\$480

6780 EISEP

6780 - EISEP

	ACTUAL	ACTUALS	MOD BUD	TARGET	REQUEST	REC OTR	TOTAL REC
	FY2022	FY2023	FY2023	FY2024	FY2024	FY2024	FY2024
Total Expenses							
SALARY AND WAGES	\$13,733	\$7,139	\$14,997	\$13,898	–	–	\$13,898
PREMIUM PAY	\$1,866	\$25	\$0	\$0	–	–	\$0
FRINGE	\$7,349	\$3,116	\$6,624	\$6,139	–	–	\$6,139
OTHER FINANCE	–	–	\$0	\$0	–	–	\$0
OTHER CAPITAL EQUIPMENT	–	–	\$0	\$0	–	–	\$0
ALL OTHER CONTR. SVCS.	\$312,636	\$232,405	\$452,821	\$259,550	–	–	\$259,550
OTHER	–	–	\$0	\$95,863	–	–	\$95,863
OTHER SUPPLIES	–	–	\$0	\$0	–	–	\$0
MAINTENANCE	–	–	\$0	\$0	–	–	\$0
PROGRAM EXPENSE	\$5,160	\$4,465	\$12,000	\$14,191	–	–	\$14,191
UTILITIES	–	–	\$0	\$0	–	–	\$0
ROLLOVER	–	–	\$0	–	–	–	–
TOTAL EXPENSES TOTAL	\$340,745	\$247,151	\$486,442	\$389,641	–	–	\$389,641
Total Revenues							
LOCAL REVENUES	\$2,169	\$1,312	\$3,400	\$2,650	–	–	\$2,650
OTHER REVENUES	–	–	\$0	\$0	–	–	\$0
STATE AID	\$214,399	\$109,400	\$223,732	\$225,339	–	–	\$225,339
TOTAL REVENUES TOTAL	\$216,569	\$110,712	\$227,132	\$227,989	–	–	\$227,989
Dept. Net Local	\$124,176	\$136,439	\$259,310	\$161,652	\$0	\$0	\$161,652

6781 TITLE III E

	ACTUAL	ACTUALS	MOD BUD	TARGET	REQUEST	REC OTR	TOTAL REC
	FY2022	FY2023	FY2023	FY2024	FY2024	FY2024	FY2024
Total Expenses							
SALARY AND WAGES	\$24,926	\$16,007	\$26,194	\$25,744	–	–	\$25,744
OVERTIME	–	\$2	\$0	–	–	–	–
PREMIUM PAY	\$807	–	\$0	\$0	–	–	\$0
FRINGE	\$12,121	\$6,977	\$11,570	\$11,371	–	–	\$11,371
OTHER CAPITAL EQUIPMENT	–	–	\$0	\$0	–	–	\$0
ALL OTHER CONTR. SVCS.	\$38,157	\$9,958	\$35,361	\$35,361	–	–	\$35,361
OTHER	\$103	\$55	\$100	\$100	–	–	\$100
OTHER SUPPLIES	\$267	\$179	\$285	\$285	–	–	\$285
PROGRAM EXPENSE	\$684	\$687	\$3,100	\$500	–	–	\$500
TRAVEL TRAINING	–	–	\$0	\$0	–	–	\$0
UTILITIES	–	–	\$0	\$0	–	–	\$0
ROLLOVER	–	–	\$0	–	–	–	–
TOTAL EXPENSES TOTAL	\$77,065	\$33,864	\$76,610	\$73,361	–	–	\$73,361
Total Revenues							
LOCAL REVENUES	\$455	\$126	\$1,300	\$400	–	–	\$400
OTHER REVENUES	\$22,387	\$5,508	\$22,300	\$19,800	–	–	\$19,800
STATE AID	–	–	\$0	\$0	–	–	\$0
FEDERAL AID	\$39,693	\$6,587	\$39,141	\$39,887	–	–	\$39,887
TOTAL REVENUES TOTAL	\$62,534	\$12,222	\$62,741	\$60,087	–	–	\$60,087
Dept. Net Local	\$14,530	\$21,642	\$13,869	\$13,274	\$0	\$0	\$13,274

COUNTY OFFICE FOR THE AGING

2024 Operating Budget - continued

6782 CARE GIVERS TRAINING

	ACTUAL	ACTUALS	MOD BUD	TARGET	REQUEST	REC OTR	TOTAL REC
	FY2022	FY2023	FY2023	FY2024	FY2024	FY2024	FY2024
Total Expenses							
SALARY AND WAGES	\$16,323	\$8,556	\$13,603	\$13,535	-	-	\$13,535
OVERTIME	-	\$4	\$0	-	-	-	-
PREMIUM PAY	\$0	\$1,000	\$0	\$0	-	-	\$0
FRINGE	\$7,335	\$4,167	\$6,008	\$5,979	-	-	\$5,979
OTHER	\$81	\$45	\$75	\$75	-	-	\$75
OTHER SUPPLIES	\$353	\$226	\$350	\$350	-	-	\$350
PROGRAM EXPENSE	-	-	\$0	\$0	-	-	\$0
TRAVEL TRAINING	-	-	\$0	\$0	-	-	\$0
PROFESSIONAL SERVICES	-	-	\$0	\$0	-	-	\$0
UTILITIES	-	-	\$0	\$0	-	-	\$0
ROLLOVER	-	-	\$0	-	-	-	-
TOTAL EXPENSES TOTAL	\$24,091	\$13,999	\$20,036	\$19,939	-	-	\$19,939
Total Revenues							
LOCAL REVENUES	-	-	\$0	\$0	-	-	\$0
OTHER REVENUES	-	-	\$0	\$0	-	-	\$0
STATE AID	\$19,611	\$19,611	\$19,611	\$19,611	-	-	\$19,611
TOTAL REVENUES TOTAL	\$19,611	\$19,611	\$19,611	\$19,611	-	-	\$19,611
Dept. Net Local	\$4,480	-\$5,612	\$425	\$328	\$0	\$0	\$328

6784 CASH IN LIEU

	ACTUAL	ACTUALS	MOD BUD	TARGET	REQUEST	REC OTR	TOTAL REC
	FY2022	FY2023	FY2023	FY2024	FY2024	FY2024	FY2024
Total Expenses							
SALARY AND WAGES	-	-	\$0	\$0	-	-	\$0
OVERTIME	-	-	\$0	-	-	-	-
OTHER FINANCE	-	-	\$0	\$0	-	-	\$0
ALL OTHER CONTR. SVCS.	\$113,930	\$55,535	\$110,000	\$113,900	-	-	\$113,900
OTHER SUPPLIES	-	-	\$0	\$0	-	-	\$0
TOTAL EXPENSES TOTAL	\$113,930	\$55,535	\$110,000	\$113,900	-	-	\$113,900
Total Revenues							
FEDERAL AID	\$152,670	\$14,680	\$110,000	\$113,900	-	-	\$113,900
TOTAL REVENUES TOTAL	\$152,670	\$14,680	\$110,000	\$113,900	-	-	\$113,900
Dept. Net Local	-\$38,740	\$40,855	\$0	\$0	\$0	\$0	\$0

6787 PERS

	ACTUAL	ACTUALS	MOD BUD	TARGET	REQUEST	REC OTR	TOTAL REC
	FY2022	FY2023	FY2023	FY2024	FY2024	FY2024	FY2024
Total Expenses							
SALARY AND WAGES	\$20,910	\$6,520	\$23,147	\$22,937	-	-	\$22,937
OVERTIME	-	-	\$0	-	-	-	-
PREMIUM PAY	-	\$376	\$0	\$0	-	-	\$0
FRINGE	\$10,465	\$3,005	\$10,224	\$10,132	-	-	\$10,132
OTHER CAPITAL EQUIPMENT	-	-	\$0	\$0	-	-	\$0
ALL OTHER CONTR. SVCS.	-	-	\$0	\$0	-	-	\$0
OTHER	\$508	\$294	\$512	\$512	-	-	\$512
OTHER SUPPLIES	\$395	\$241	\$600	\$600	-	-	\$600
VEHICLES FUEL AND MAINTENANCE	\$262	\$96	\$350	\$350	-	-	\$350
PROGRAM EXPENSE	\$126	\$606	\$700	\$700	-	-	\$700
TRAVEL TRAINING	-	-	\$0	\$0	-	-	\$0
UTILITIES	-	-	\$0	\$0	-	-	\$0
ROLLOVER	-	-	\$0	-	-	-	-
TOTAL EXPENSES TOTAL	\$32,665	\$11,138	\$35,533	\$35,231	-	-	\$35,231
Total Revenues							
LOCAL REVENUES	\$30,604	\$21,645	\$30,800	\$31,000	-	-	\$31,000
OTHER REVENUES	\$199	-	\$300	\$300	-	-	\$300
STATE AID	-	-	\$0	\$0	-	-	\$0
FEDERAL AID	-	-	\$0	\$0	-	-	\$0
TOTAL REVENUES TOTAL	\$30,803	\$21,645	\$31,100	\$31,300	-	-	\$31,300
Dept. Net Local	\$1,863	-\$10,507	\$4,433	\$3,931	\$0	\$0	\$3,931

6788 MIPPA

	ACTUAL	ACTUALS	MOD BUD	TARGET	REQUEST	REC OTR	TOTAL REC
	FY2022	FY2023	FY2023	FY2024	FY2024	FY2024	FY2024
Total Expenses							
SALARY AND WAGES	\$4,055	\$2,522	\$3,084	\$2,932	-	-	\$2,932
PREMIUM PAY	-	-	\$0	\$0	-	-	\$0
FRINGE	\$1,910	\$1,099	\$1,363	\$1,295	-	-	\$1,295
OTHER CAPITAL EQUIPMENT	-	-	\$0	\$0	-	-	\$0
ALL OTHER CONTR. SVCS.	\$14,597	\$10,216	\$13,097	\$12,151	-	-	\$12,151
OTHER	-	\$200	\$200	\$0	-	-	\$0
OTHER SUPPLIES	\$40	\$252	\$250	\$0	-	-	\$0
PROGRAM EXPENSE	\$9,068	\$10,305	\$10,350	\$0	-	-	\$0
TRAVEL TRAINING	-	-	\$0	\$0	-	-	\$0
UTILITIES	-	-	\$0	\$0	-	-	\$0
TOTAL EXPENSES TOTAL	\$29,671	\$24,594	\$28,344	\$16,378	-	-	\$16,378
Total Revenues							
OTHER REVENUES	\$11,000	\$5,787	\$12,000	\$0	-	-	\$0
FEDERAL AID	\$32,686	-\$16,343	\$16,343	\$15,294	-	-	\$15,294
TOTAL REVENUES TOTAL	\$43,686	-\$10,556	\$28,343	\$15,294	-	-	\$15,294
Dept. Net Local	-\$14,015	\$35,150	\$1	\$1,084	\$0	\$0	\$1,084

6793 HEALTH INSURANCE COUNSEL

	ACTUAL	ACTUALS	MOD BUD	TARGET	REQUEST	REC OTR	TOTAL REC
	FY2022	FY2023	FY2023	FY2024	FY2024	FY2024	FY2024
Total Expenses							
SALARY AND WAGES	\$11,796	\$7,369	\$11,602	\$15,515	-	-	\$15,515
PREMIUM PAY	-	-	\$0	\$0	-	-	\$0
FRINGE	\$5,369	\$3,212	\$5,125	\$6,853	-	-	\$6,853
ALL OTHER CONTR. SVCS.	\$12,516	\$12,473	\$20,696	\$16,910	-	-	\$16,910
OTHER	-	-	\$0	\$0	-	-	\$0
OTHER SUPPLIES	-	-	\$300	\$0	-	-	\$0
PROGRAM EXPENSE	-	\$2,400	\$4,500	\$0	-	-	\$0
UTILITIES	-	-	\$0	\$0	-	-	\$0
TOTAL EXPENSES TOTAL	\$29,681	\$25,454	\$42,223	\$39,278	-	-	\$39,278
Total Revenues							
LOCAL REVENUES	\$80	-	\$300	\$100	-	-	\$100
STATE AID	\$33,617	-	\$19,364	\$14,864	-	-	\$14,864
FEDERAL AID	-	\$36,037	\$18,773	\$18,773	-	-	\$18,773
TOTAL REVENUES TOTAL	\$33,697	\$36,037	\$38,437	\$33,737	-	-	\$33,737
Dept. Net Local	-\$4,016	-\$10,583	\$3,786	\$5,541	\$0	\$0	\$5,541

6795 TITLE III D/HEALTH PROMOTION

	ACTUAL	ACTUALS	MOD BUD	TARGET	REQUEST	REC OTR	TOTAL REC
	FY2022	FY2023	FY2023	FY2024	FY2024	FY2024	FY2024
Total Expenses							
SALARY AND WAGES	-	-	\$0	-	-	-	-
PREMIUM PAY	-	-	\$0	\$0	-	-	\$0
FRINGE	-	-	\$0	-	-	-	-
OTHER CAPITAL EQUIPMENT	-	-	\$0	\$0	-	-	\$0
ALL OTHER CONTR. SVCS.	\$6,713	\$2,451	\$5,031	\$5,005	-	-	\$5,005
OTHER	-	-	\$0	\$0	-	-	\$0
OTHER SUPPLIES	-	-	\$0	\$0	-	-	\$0
UTILITIES	-	-	\$0	\$0	-	-	\$0
TOTAL EXPENSES TOTAL	\$6,713	\$2,451	\$5,031	\$5,005	-	-	\$5,005
Total Revenues							
LOCAL REVENUES	-	-	\$0	\$0	-	-	\$0
STATE AID	-	-	\$0	\$0	-	-	\$0
FEDERAL AID	\$6,041	\$5,018	\$5,031	\$5,005	-	-	\$5,005
TOTAL REVENUES TOTAL	\$6,041	\$5,018	\$5,031	\$5,005	-	-	\$5,005
Dept. Net Local	\$672	-\$2,567	\$0	\$0	\$0	\$0	\$0

6796 WRAP

	ACTUAL	ACTUALS	MOD BUD	TARGET	REQUEST	REC OTR	TOTAL REC
	FY2022	FY2023	FY2023	FY2024	FY2024	FY2024	FY2024
Total Expenses							
SALARY AND WAGES	-	-	\$0	\$0	-	-	\$0
OVERTIME	-	-	\$0	-	-	-	-
PREMIUM PAY	-	-	\$0	\$0	-	-	\$0
FRINGE	-	-	\$0	\$0	-	-	\$0
OTHER CAPITAL EQUIPMENT	-	-	\$0	\$0	-	-	\$0
ALL OTHER CONTR. SVCS.	\$23,294	\$18,384	\$26,525	\$26,525	-	-	\$26,525
OTHER	-	-	\$0	\$0	-	-	\$0
OTHER SUPPLIES	-	-	\$0	\$0	-	-	\$0
PROGRAM EXPENSE	\$25	-\$25	\$0	\$0	-	-	\$0
PROFESSIONAL SERVICES	-	-	\$0	\$0	-	-	\$0
UTILITIES	-	-	\$0	\$0	-	-	\$0
ROLLOVER	-	-	\$0	-	-	-	-
TOTAL EXPENSES TOTAL	\$23,319	\$18,359	\$26,525	\$26,525	-	-	\$26,525
Total Revenues							
LOCAL REVENUES	-	-	\$0	\$0	-	-	\$0
APPLIED ROLLOVER (REV)	-	-	\$0	\$0	-	-	\$0
OTHER REVENUES	-	-	\$0	\$0	-	-	\$0
INTERFUND TRANSFER AND REVENUE	-	-	\$0	\$0	-	-	\$0
STATE AID	-	-	\$0	\$0	-	-	\$0
FEDERAL AID	-	-	\$0	\$0	-	-	\$0
TOTAL REVENUES TOTAL	-	-	\$0	\$0	-	-	\$0
Dept. Net Local	\$23,319	\$18,359	\$26,525	\$26,525	\$0	\$0	\$26,525

6797 BALANCING INCENTIVE

	ACTUAL	ACTUALS	MOD BUD	TARGET	REQUEST	REC OTR	TOTAL REC
	FY2022	FY2023	FY2023	FY2024	FY2024	FY2024	FY2024
Total Expenses							
SALARY AND WAGES	\$178,326	\$120,346	\$164,725	\$144,846	-	-	\$144,846
OVERTIME	-	-	\$0	\$0	-	-	\$0
PREMIUM PAY	\$1,000	\$640	\$1,000	\$1,750	-	-	\$1,750
FRINGE	\$84,467	\$52,722	\$73,201	\$64,752	-	-	\$64,752
OTHER CAPITAL EQUIPMENT	-	-	\$0	\$0	-	-	\$0
ALL OTHER CONTR. SVCS.	\$65,315	\$50,096	\$69,224	\$5,000	-	-	\$5,000
OTHER	-	-	\$0	\$60,932	-	-	\$60,932
OTHER SUPPLIES	\$2,400	\$448	\$901	\$0	-	-	\$0
PROGRAM EXPENSE	\$680	-	\$0	\$0	-	-	\$0
TRAVEL TRAINING	-	\$95	\$250	\$0	-	-	\$0
UTILITIES	\$615	\$325	\$750	\$0	-	-	\$0
TOTAL EXPENSES TOTAL	\$332,802	\$224,673	\$310,051	\$277,280	-	-	\$277,280
Total Revenues							
OTHER REVENUES	-	-	\$0	\$0	-	-	\$0
STATE AID	\$279,522	\$279,522	\$279,522	\$279,522	-	-	\$279,522
FEDERAL AID	-	-	\$0	\$0	-	-	\$0
TOTAL REVENUES TOTAL	\$279,522	\$279,522	\$279,522	\$279,522	-	-	\$279,522
Dept. Net Local	\$53,280	-\$54,849	\$30,529	-\$2,242	\$0	\$0	-\$2,242

6798 UNMET NEEDS (OFA)

	ACTUAL	ACTUALS	MOD BUD	TARGET	REQUEST	REC OTR	TOTAL REC
	FY2022	FY2023	FY2023	FY2024	FY2024	FY2024	FY2024
Total Expenses							
SALARY AND WAGES	\$40,873	\$4,601	\$62,629	\$61,655	-	-	\$61,655
OVERTIME	\$16	-	\$0	-	-	-	-
PREMIUM PAY	-	\$985	\$0	\$875	-	-	\$875
FRINGE	\$19,219	\$1,729	\$27,663	\$27,621	-	-	\$27,621
OTHER CAPITAL EQUIPMENT	-	-	\$0	\$0	-	-	\$0
AUTOMOTIVE EQUIPMENT	\$88,110	-	\$0	\$0	-	-	\$0
ALL OTHER CONTR. SVCS.	\$57,995	\$78,682	\$92,722	\$31,192	-	-	\$31,192
OTHER	-	-	\$0	\$40,035	-	-	\$40,035
OTHER SUPPLIES	\$179	\$464	\$0	\$0	-	-	\$0
PROGRAM EXPENSE	\$7,982	\$14,261	\$11,284	\$13,841	-	-	\$13,841
TRAVEL TRAINING	-	-	\$0	\$0	-	-	\$0
UTILITIES	-	-	\$0	\$0	-	-	\$0
TOTAL EXPENSES TOTAL	\$214,374	\$100,722	\$194,298	\$175,219	-	-	\$175,219
Total Revenues							
LOCAL REVENUES	\$1,164	\$846	\$2,000	\$2,000	-	-	\$2,000
OTHER REVENUES	-	-	\$0	\$0	-	-	\$0
INTERFUND TRANSFER AND REVENUE	\$33,112	-	\$0	-	-	-	-
STATE AID	\$170,803	\$170,803	\$182,003	\$170,803	-	-	\$170,803
FEDERAL AID	-	-	\$0	\$0	-	-	\$0
TOTAL REVENUES TOTAL	\$205,079	\$171,649	\$184,003	\$172,803	-	-	\$172,803
Dept. Net Local	\$9,295	-\$70,928	\$10,295	\$2,416	\$0	\$0	\$2,416

DEBT SERVICE FUND

2024 Operating Budget

Department Overview

● **Tompkins County's Capital Projects Program** is a five-year planning guide for major, non-recurring projects such as construction, land purchase, or infrastructure systems. Costs in the Capital Program may be paid for entirely or with a combination of cash, state or federal grants, or through the issuance of bonds. Several projects have been paid for with tobacco settlement funds that were securitized (sold on the bond market) to gain a lump sum to be applied to the capital program. Inclusion in the Capital Program does not, by itself, authorize approval of any particular project. Funds must still be appropriated in the County budget, and in almost all cases, bids must be received and any borrowing must be approved.



Consolidated Budget - Expenditures & Revenues

VFUND - DEBT SERVICE FUND

	MODIFIED BUDGET	ACTUALS	TARGET	REQUESTED	CNTY ADMIN	TOTAL REC
	FY2023	FY2023	2024	2024	2024	2024
Expenses						
OTHER FINANCE	\$6,449,452	\$4,955,105	\$7,399,376	-	-	\$7,399,376
ALL OTHER CONTR. SVCS.	\$0	-	\$0	-	-	\$0
OTHER	\$249,700	\$189,700	\$112,000	-	-	\$112,000
PROGRAM EXPENSE	\$95,000	\$79,206	\$95,000	-	-	\$95,000
EXPENSES TOTAL	\$6,794,152	\$5,224,011	\$7,606,376	-	-	\$7,606,376
Revenues						
LOCAL REVENUES	\$467,710	\$86,125	\$464,387	-	-	\$464,387
OTHER REVENUES	\$318,000	\$201,560	\$318,000	-	-	\$318,000
INTERFUND TRANSFER AND REVENUE	\$6,008,442	\$2,000,000	\$6,823,989	-	-	\$6,823,989
STATE AID	\$0	-	\$0	-	-	\$0
FEDERAL AID	\$0	-	\$0	-	-	\$0
REVENUES TOTAL	\$6,794,152	\$2,287,685	\$7,606,376	-	-	\$7,606,376
Dept. Net Local	\$0	\$2,936,326	\$0	\$0	\$0	\$0

1380 - FISCAL AGENT FEES

1380 FISCAL AGENT FEES

	ACTUAL		MOD BUD	TARGET	REQUEST	REC OTR	TOTAL REC
	FY2022	FY2023	FY2023	2024	2024	2024	2024
Total Expenses							
ALL OTHER CONTR. SVCS.	-	-	\$0	\$0	-	-	\$0
PROGRAM EXPENSE	\$122,577	\$79,206	\$95,000	\$95,000	-	-	\$95,000
TOTAL EXPENSES TOTAL	\$122,577	\$79,206	\$95,000	\$95,000	-	-	\$95,000
Total Revenues							
LOCAL REVENUES	-	-	\$0	\$0	-	-	\$0
INTERFUND TRANSFER AND REVENUE	-	-	\$0	\$0	-	-	\$0
TOTAL REVENUES TOTAL	-	-	\$0	\$0	-	-	\$0
Dept. Net Local	\$122,577	\$79,206	\$95,000	\$95,000	\$0	\$0	\$95,000

9701 - SERIAL BONDS

9710 SERIAL BONDS

	ACTUAL		MOD BUD	TARGET	REQUEST	REC OTR	TOTAL REC
	FY2022	FY2023	FY2023	2024	2024	2024	2024
Total Expenses							
OTHER FINANCE	\$5,354,986	\$4,955,105	\$6,449,452	\$7,399,376	-	-	\$7,399,376
OTHER	-	-	\$0	\$0	-	-	\$0
TOTAL EXPENSES TOTAL	\$5,354,986	\$4,955,105	\$6,449,452	\$7,399,376	-	-	\$7,399,376
Total Revenues							
LOCAL REVENUES	\$113,894	\$89,625	\$467,710	\$464,387	-	-	\$464,387
OTHER REVENUES	\$117,810	\$378,480	\$318,000	\$318,000	-	-	\$318,000
INTERFUND TRANSFER AND REVENUE	\$5,367,342	\$2,000,000	\$6,008,442	\$6,823,989	-	-	\$6,823,989
STATE AID	-	-	\$0	\$0	-	-	\$0
FEDERAL AID	-	-	\$0	\$0	-	-	\$0
TOTAL REVENUES TOTAL	\$5,599,046	\$2,468,105	\$6,794,152	\$7,606,376	-	-	\$7,606,376
Dept. Net Local	-\$244,060	\$2,487,000	-\$344,700	-\$207,000	\$0	\$0	-\$207,000

9730 - BAN

9730 BAN

	ACTUAL		MOD BUD	TARGET	REQUEST	REC OTR	TOTAL REC
	FY2022	FY2023	FY2023	2024	2024	2024	2024
Total Expenses							
OTHER FINANCE	-	-	\$0	\$0	-	-	\$0
OTHER	\$240,750	\$137,700	\$197,700	\$60,000	-	-	\$60,000
TOTAL EXPENSES TOTAL	\$240,750	\$137,700	\$197,700	\$60,000	-	-	\$60,000
Total Revenues							
LOCAL REVENUES	-	-	\$0	\$0	-	-	\$0
OTHER REVENUES	\$77,717	\$23,270	\$0	\$0	-	-	\$0
INTERFUND TRANSFER AND REVENUE	-	-	\$0	\$0	-	-	\$0
TOTAL REVENUES TOTAL	\$77,717	\$23,270	\$0	\$0	-	-	\$0
Dept. Net Local	\$163,033	\$114,430	\$197,700	\$60,000	\$0	\$0	\$60,000

9789 - OTHER DEBT - LEASES

9789 OTHER DEBT - LEASES

	ACTUAL		MOD BUD	TARGET	REQUEST	REC OTR	TOTAL REC
	FY2022	FY2023	FY2023	2024	2024	2024	2024
Total Expenses							
OTHER	\$52,000	\$52,000	\$52,000	\$52,000	-	-	\$52,000
PROGRAM EXPENSE	-	-	\$0	\$0	-	-	\$0
TOTAL EXPENSES TOTAL	\$52,000	\$52,000	\$52,000	\$52,000	-	-	\$52,000
Total Revenues							
-	-	-	-	-	-	-	-
TOTAL REVENUES TOTAL	0	0	0	0	0	0	0
Dept. Net Local	\$52,000	\$52,000	\$52,000	\$52,000	\$0	\$0	\$52,000

DISTRICT ATTORNEY'S OFFICE

2024 Operating Budget

Department Overview

The Tompkins County District Attorney's Office is responsible for prosecuting criminal offenses defined under State law, committed within Tompkins County. A broad range of offenses are prosecuted, including the most serious felonies (murder, rape, robbery, etc.) down to traffic infractions (e.g., speeding).



Consolidated Budget - Expenditures & Revenues

	MODIFIED BUDGET	ACTUALS	TARGET	REQUESTED	CNTY ADMIN	TOTAL REC
	FY2023	FY2023	2024	2024	2024	2024
Expenses						
SALARY AND WAGES	\$1,512,490	\$965,131	\$1,537,881	–	–	\$1,537,882
OVERTIME	\$0	–	\$0	–	–	\$0
PREMIUM PAY	\$10,208	\$8,791	\$9,500	–	–	\$9,500
FRINGE	\$672,576	\$424,422	\$683,478	–	–	\$683,479
OTHER FINANCE	\$0	–	\$0	–	–	\$0
OTHER CAPITAL EQUIPMENT	\$0	–	\$0	–	–	\$0
ALL OTHER CONTR. SVCS.	\$5,280	\$7,322	\$5,280	–	–	\$5,280
OTHER	\$12,288	\$3,648	\$11,388	–	–	\$11,388
OTHER SUPPLIES	\$32,642	\$19,744	\$28,754	–	–	\$28,754
MAINTENANCE	\$0	–	\$0	–	–	\$0
PROGRAM EXPENSE	\$2,640	\$513	\$2,640	–	–	\$2,640
TRAVEL TRAINING	\$5,633	\$246	\$5,633	–	–	\$5,633
PROFESSIONAL SERVICES	\$58,321	\$30,259	\$43,701	–	–	\$43,701
UTILITIES	\$0	\$588	\$0	–	–	\$0
ROLLOVER	\$0	–	–	–	–	–
EXPENSES TOTAL	\$2,312,078	\$1,460,665	\$2,328,256	–	–	\$2,328,257
Revenues						
LOCAL REVENUES	\$0	–	\$0	\$0	–	\$0
APPLIED ROLLOVER (REV)	\$0	–	–	–	–	–
OTHER REVENUES	\$0	–	\$0	\$0	–	\$0
INTERFUND TRANSFER AND REVENUE	\$0	–	\$0	\$0	–	\$0
STATE AID	\$307,119	\$275,429	\$415,306	\$24,530	–	\$415,307
REVENUES TOTAL	\$307,119	\$275,429	\$415,306	\$24,530	–	\$415,307
Dept. Net Local	\$2,004,959	\$1,185,236	\$1,912,950	-\$24,530	\$0	\$1,912,950

Full Time Equivalents

Position	2019	2020	2021	2022	2023	2024
FTE						
Admin Assistant Level 1	1.00	1.00	0.00	0.00	0.00	0.00
Assistant District Attorney - Level 1	1.00	1.00	1.00	0.00	0.00	0.00
Assistant District Attorney - Level 2	0.00	0.00	1.00	2.00	2.00	0.00
Assistant District Attorney - Level 3	2.00	4.00	0.00	0.00	0.00	2.00
Assistant District Attorney - Level 4	4.00	2.00	5.00	5.00	4.00	4.00
Assistant District Attorney - Level 5	0.00	0.00	0.00	0.00	1.00	1.00
Confidential Investigator	1.30	2.18	2.18	2.18	2.18	2.18
Data Analyst	0.00	0.00	0.00	0.00	1.00	1.00
Deputy District Attorney	1.00	1.00	1.00	1.00	1.00	1.00
District Attorney	1.00	1.00	1.00	1.00	1.00	1.00
Secretary to the District Attorney	1.00	1.00	1.00	1.00	1.00	1.00
Secretary/PA Aide	1.20	3.00	3.00	3.00	3.00	3.00
FTE	13.50	16.18	15.18	15.18	16.18	16.18

1165 - DISTRICT ATTORNEY

	ACTUAL	ACTUALS	MOD BUD	TARGET	REQUEST	REC OTR	TOTAL REC
	FY2022	FY2023	FY2023	2024	2024	2024	2024
Total Expenses							
SALARY AND WAGES	\$1,509,190	\$965,131	\$1,512,490	\$1,537,882	-	-	\$1,537,882
OVERTIME	\$156	-	\$0	\$0	-	-	\$0
PREMIUM PAY	\$7,607	\$8,791	\$10,208	\$9,500	-	-	\$9,500
FRINGE	\$714,480	\$424,422	\$672,576	\$683,479	-	-	\$683,479
OTHER FINANCE	-	-	\$0	\$0	-	-	\$0
OTHER CAPITAL EQUIPMENT	-	-	\$0	\$0	-	-	\$0
ALL OTHER CONTR. SVCS.	\$4,944	\$7,322	\$5,280	\$5,280	-	-	\$5,280
OTHER	\$2,867	\$3,648	\$12,288	\$11,388	-	-	\$11,388
OTHER SUPPLIES	\$26,848	\$19,744	\$32,642	\$28,754	-	-	\$28,754
MAINTENANCE	-	-	\$0	\$0	-	-	\$0
PROGRAM EXPENSE	\$87	\$513	\$2,640	\$2,640	-	-	\$2,640
TRAVEL TRAINING	\$1,278	\$246	\$5,633	\$5,633	-	-	\$5,633
PROFESSIONAL SERVICES	\$25,810	\$30,259	\$58,321	\$43,701	-	-	\$43,701
UTILITIES	\$905	\$588	\$0	\$0	-	-	\$0
ROLLOVER	-	-	\$0	-	-	-	-
TOTAL EXPENSES TOTAL	\$2,294,172	\$1,460,665	\$2,312,078	\$2,328,257	-	-	\$2,328,257
Total Revenues							
LOCAL REVENUES	-	-	\$0	\$0	-	-	\$0
APPLIED ROLLOVER (REV)	-	-	\$0	-	-	-	-
OTHER REVENUES	-	-	\$0	\$0	-	-	\$0
INTERFUND TRANSFER AND REVENUE	-	-	\$0	\$0	-	-	\$0
STATE AID	\$61,320	\$275,429	\$307,119	\$415,307	-	-	\$415,307
TOTAL REVENUES TOTAL	\$61,320	\$275,429	\$307,119	\$415,307	-	-	\$415,307
Dept. Net Local	\$2,232,852	\$1,185,236	\$2,004,959	\$1,912,950	\$0	\$0	\$1,912,950



EMERGENCY RESPONSE DEPARTMENT

2024 Operating Budget

Department Overview

The Department of Emergency Response oversees the countywide emergency dispatch and communications system that allows residents to call 911 to receive emergency medical, fire, police, or other emergency help from any phone in Tompkins County. The E-911 system, through the use of computer-aided dispatch, is used to locate the location and phone ID of the caller and also to maintain communication with fire, police, hospital,



and other emergency personnel in the field. The department implements Mutual Aid/Disaster Plans which provide for fire, emergency medical, and other emergency management assistance when local services have exceeded their equipment and personnel resources. In coordination with Tompkins-Cortland Community College, the department provides for training of emergency medical personnel; and with the NYS Office of Fire Prevention and Control and Office of Emergency Management, provides fire training for 17 local fire departments and emergency management training for local governments and agencies.

Consolidated Budget - Expenditures & Revenues

	MODIFIED BUDGET	ACTUALS	TARGET	REQUESTED	CNTY ADMIN	TOTAL REC
	FY2023	FY2023	FY2024	FY2024	FY2024	FY2024
Expenses						
SALARY AND WAGES	\$2,311,332	\$982,397	\$2,255,794	\$317,741	–	\$2,255,794
OVERTIME	\$83,568	\$184,375	\$84,689	\$0	–	\$84,688
PREMIUM PAY	\$73,400	\$507,030	\$74,650	\$0	–	\$74,650
FRINGE	\$1,090,248	\$729,271	\$1,006,764	\$140,346	–	\$1,006,765
OTHER FINANCE	\$0	–	\$0	\$0	–	\$0
OTHER CAPITAL EQUIPMENT	\$230,106	\$33,189	\$4,000	\$33,341	–	\$4,000
AUTOMOTIVE EQUIPMENT	\$0	–	\$0	\$0	–	\$0
ALL OTHER CONTR. SVCS.	\$1,224,311	\$1,011,299	\$1,089,824	\$26,208	–	\$1,089,824
OTHER	\$551,772	\$35,466	\$551,905	\$0	–	\$551,905
OTHER SUPPLIES	\$15,841	\$4,434	\$15,841	\$0	–	\$15,841
VEHICLES FUEL AND MAINTENANCE	\$15,423	\$13,003	\$15,823	\$185,400	–	\$15,823
MAINTENANCE	\$85,500	\$49,182	\$85,500	\$0	–	\$85,500
PROGRAM EXPENSE	\$230,583	\$26,602	\$39,785	\$4,500	–	\$39,785
TRAVEL TRAINING	\$11,738	\$8,753	\$11,738	\$0	–	\$11,738
RENT	\$66,000	\$65,599	\$66,000	\$0	–	\$66,000
PROFESSIONAL SERVICES	\$3,500	\$263	\$3,500	\$1,501	–	\$3,500
UTILITIES	\$105,720	\$64,951	\$115,720	\$0	–	\$115,720
ROLLOVER	\$0	–	–	–	–	–
EXPENSES TOTAL	\$6,099,042	\$3,715,813	\$5,421,533	\$709,037	–	\$5,421,533
Revenues						
LOCAL REVENUES	\$740,886	\$682,942	\$712,000	–	–	\$712,000
DESCRIPTION PENDING	\$0	–	–	–	–	–
OTHER REVENUES	\$0	\$453	\$0	–	–	\$0
INTERFUND TRANSFER AND REVENUE	\$0	–	\$0	–	–	\$0
STATE AID	\$916,732	\$708,538	\$720,319	–	–	\$720,319
FEDERAL AID	\$462,084	\$24,972	\$42,000	–	–	\$42,000
REVENUES TOTAL	\$2,119,702	\$1,416,905	\$1,474,319	–	–	\$1,474,319
Dept. Net Local	\$3,979,340	\$2,298,908	\$3,947,214	\$709,037	\$0	\$3,947,214

Full Time Equivalents

Position	2019	2020	2021	2022	2023	2024
FTE						
Administrative Assistant	1.00	1.00	1.00	0.00	0.00	0.00
Administrative Coordinator	0.00	0.00	0.00	1.00	1.00	1.00
Asst Dir Emerg Resp Disp Ops	0.00	1.00	0.50	0.50	0.50	0.00
CAD Systems Specialist	0.00	0.00	0.00	1.00	1.00	1.00
Co. Fire & Disaster Coordinator	1.00	1.00	1.00	0.00	0.00	0.00
Communications Center Manager	1.00	1.00	1.00	1.00	1.00	1.00
Community Preparedness Coordinator	1.00	1.00	1.00	1.00	1.00	1.00
Data Analyst - Emergency Response	0.00	0.00	0.00	0.00	1.00	1.00
Deputy Director of Emergency Response	1.00	1.00	1.00	1.00	1.00	1.00
Director Of Dept Of Emergency Response	1.00	1.00	1.00	1.00	1.00	1.00
Dispatch Supervisor/CAD System	1.00	1.00	1.00	0.00	0.00	0.00
Dispatch Supervisors	5.00	5.00	5.00	5.00	5.00	5.00
E911 Program Specialist	1.00	1.00	0.00	0.00	0.00	0.00
Emergency Services Coordinator	0.00	0.00	0.00	1.00	1.00	1.00
Emergency Services Dispatcher	16.00	16.00	15.00	16.00	18.00	15.00
Emergency Services Dispatcher Trainee	0.00	0.00	0.00	0.00	0.00	3.00
EMS Program Manager	0.00	0.00	0.00	0.00	1.00	1.00
Professional Development Coord	1.00	1.00	0.00	1.00	1.00	1.00
Systems Manager	1.00	1.00	0.50	1.00	1.00	1.00
FTE	31.00	32.00	28.00	30.50	34.50	34.00

3410 - FIRE & DISASTER COORD.

	ACTUAL	ACTUALS	MOD BUD	TARGET	REQUEST	REC OTR	TOTAL REC
	FY2022	FY2023	FY2023	FY2024	FY2024	FY2024	FY2024
Total Expenses							
SALARY AND WAGES	\$1,276,586	\$925,880	\$2,311,332	\$2,255,794	\$317,741	–	\$2,255,794
OVERTIME	\$226,256	\$175,302	\$83,568	\$84,688	\$0	–	\$84,688
PREMIUM PAY	\$656,415	\$473,979	\$73,400	\$74,650	\$0	–	\$74,650
FRINGE	\$1,017,123	\$686,382	\$1,090,248	\$1,006,765	\$140,347	–	\$1,006,765
OTHER FINANCE	–	–	\$0	\$0	\$0	–	\$0
OTHER CAPITAL EQUIPMENT	\$80,859	\$33,189	\$200,106	\$4,000	\$33,341	–	\$4,000
AUTOMOTIVE EQUIPMENT	–	–	\$0	\$0	\$0	–	\$0
ALL OTHER CONTR. SVCS.	\$1,647	\$1,290	\$1,788	\$1,936	\$0	–	\$1,936
OTHER	\$1,747	\$2,774	\$3,807	\$3,940	\$0	–	\$3,940
OTHER SUPPLIES	\$4,562	\$4,313	\$15,841	\$15,841	\$0	–	\$15,841
VEHICLES FUEL AND MAINTENANCE	–	–	\$0	\$0	\$185,400	–	\$0
MAINTENANCE	–	–	\$0	\$0	\$0	–	\$0
PROGRAM EXPENSE	\$32,485	\$26,444	\$230,583	\$39,785	\$4,500	–	\$39,785
TRAVEL TRAINING	\$9,921	\$8,753	\$11,738	\$11,738	\$0	–	\$11,738
RENT	–	–	\$0	\$0	\$0	–	\$0
PROFESSIONAL SERVICES	–	–	\$0	\$0	\$1,501	–	\$0
UTILITIES	\$732	\$574	\$720	\$720	\$0	–	\$720
ROLLOVER	–	–	\$0	–	–	–	–
TOTAL EXPENSES TOTAL	\$3,308,333	\$2,338,879	\$4,023,131	\$3,499,857	\$682,830	–	\$3,499,857
Total Revenues							
LOCAL REVENUES	\$53,134	\$194,443	\$184,542	\$180,000	–	–	\$180,000
OTHER REVENUES	\$1,136	\$453	\$0	\$0	–	–	\$0
INTERFUND TRANSFER AND REVENUE	–	–	\$0	\$0	–	–	\$0
STATE AID	\$0	\$98,788	\$222,732	\$50,319	–	–	\$50,319
FEDERAL AID	\$104,045	\$24,972	\$363,924	\$42,000	–	–	\$42,000
TOTAL REVENUES TOTAL	\$158,315	\$318,656	\$771,198	\$272,319	–	–	\$272,319
Dept. Net Local	\$3,150,018	\$2,020,223	\$3,251,933	\$3,227,538	\$682,830	\$0	\$3,227,538

3411 - EMERGENCY COMMUNICATIONS

	ACTUAL	ACTUALS	MOD BUD	TARGET	REQUEST	REC OTR	TOTAL REC
	FY2022	FY2023	FY2023	FY2024	FY2024	FY2024	FY2024
Total Expenses							
SALARY AND WAGES	-	-	\$0	\$0	\$0	-	\$0
OVERTIME	-	-	\$0	\$0	\$0	-	\$0
PREMIUM PAY	-	-	\$0	\$0	\$0	-	\$0
FRINGE	-	-	\$0	-	-	-	-
OTHER FINANCE	\$200,792	-	\$0	\$0	\$0	-	\$0
OTHER CAPITAL EQUIPMENT	-	-	\$30,000	\$0	\$0	-	\$0
ALL OTHER CONTR. SVCS.	\$971,598	\$1,009,847	\$1,222,523	\$1,087,888	\$26,208	-	\$1,087,888
OTHER	\$31,373	\$32,675	\$547,965	\$547,965	\$0	-	\$547,965
OTHER SUPPLIES	-	-	\$0	\$0	\$0	-	\$0
VEHICLES FUEL AND MAINTENANCE	\$15,796	\$10,728	\$15,423	\$15,823	\$0	-	\$15,823
MAINTENANCE	\$17,842	\$48,222	\$85,500	\$85,500	\$0	-	\$85,500
PROGRAM EXPENSE	-	\$70	\$0	\$0	\$0	-	\$0
TRAVEL TRAINING	\$0	-	\$0	\$0	\$0	-	\$0
RENT	\$60,192	\$65,599	\$66,000	\$66,000	\$0	-	\$66,000
PROFESSIONAL SERVICES	-	\$263	\$3,500	\$3,500	\$0	-	\$3,500
UTILITIES	\$83,012	\$60,760	\$105,000	\$115,000	\$0	-	\$115,000
TOTAL EXPENSES TOTAL	\$1,380,605	\$1,228,163	\$2,075,911	\$1,921,676	\$26,208	-	\$1,921,676
Total Revenues							
LOCAL REVENUES	\$677,910	\$484,541	\$556,344	\$532,000	-	-	\$532,000
OTHER REVENUES	\$508	-	\$0	\$0	-	-	\$0
STATE AID	\$1,341,529	\$609,750	\$694,000	\$670,000	-	-	\$670,000
FEDERAL AID	-	-	\$98,160	\$0	-	-	\$0
TOTAL REVENUES TOTAL	\$2,019,946	\$1,094,291	\$1,348,504	\$1,202,000	-	-	\$1,202,000
Dept. Net Local	-\$639,341	\$133,873	\$727,407	\$719,676	\$26,208	\$0	\$719,676

EMERGENCY RESPONSE DEPARTMENT - OTR

2024 Over Target Requests (OTRs)

Over Target Requests Summary

	TARGET	REQ TARGET	REQ ONETIME	REC ONETIME	TOTAL REC
	FY2024	FY2024	FY2024	FY2024	FY2024
Expenses					
Emergency Response	\$5,421,533	\$26,208	\$682,829	-	\$5,421,533
EXPENSES TOTAL	\$5,421,533	\$26,208	\$682,829	-	\$5,421,533
Revenues					
Emergency Response	\$1,474,319	-	-	-	\$1,474,319
REVENUES TOTAL	\$1,474,319	-	-	-	\$1,474,319
Revenues - Expenses	\$3,947,214	\$26,208	\$682,829	\$0	\$3,947,214

Department Request

3410 - Emergency Response - EMS Rapid Medical Response - OTR MULTIYEAR Priority 1 New Initiative MultiYear

This program will enhance and augment the community-based services medical first response. The Rapid Medical Response is a pilot project designed to provide professional Emergency Medical Services in areas of the county where there is the greatest need or currently does not exist or would be cost prohibitive to municipalities. The RMR program will provide three basic life-support units to respond to medical emergencies in areas that have extended response times for an ambulance. This request will cover personnel, equipment and management of the Rapid Medical Response program.

Year one of three-year funding. Because this is a pilot program, it will likely take 3 years before we have usable data to determine if it is truly successful. The Department of Emergency Response has applied for grants to help offset the cost of the program but to date, it is unknown if those funds will be received. The Department will continue to pursue additional revenue sources, cost saving initiatives, as well as exploring the potential of cost-sharing with municipalities.

County Administrator Recommendation

It's not recommended that the County fully assume the cost of this program. Two New York State grants are being sought for the first year's expenses. It's recommended that DOER pursue a cost sharing arrangement among the municipalities to be served through this program if the grant applications aren't successful. If the grants are successful to fund the costs for 2024, a cost sharing arrangement among municipalities should be pursued to cover the costs for year 2 of the program.

Functional Unit	Account Code	Account Number Description	Amount
3410	54442	PROFESSIONAL SERVICES	\$1,501
3410	58800	REGULAR PAY	\$140,346
3410	51000	REGULAR PAY	\$317,741
3410	54400	PROGRAM EXPENSE	\$4,500
3410	54310	AUTOMOTIVE FUEL	\$20,400
3410	52222	COMMUNICATIONS EQUIP	\$21,000
3410	54306	AUTOMOTIVE SUPPLIES	\$165,000
3410	52221	SAFETY/RESCUE/EMERG EQUIP	\$12,341
			\$682,829

Department Request

3411 - Emergency Response - Contracts MOE - OTR TARGET Priority 1 Maintenance of Effort Target

With the addition of the software program, Corti, used to help with QA/QI of all dispatched calls and uses data to determine any necessary changes, the need for an increase of licenses in order for fire and law agencies to access to the CAD system using NetMotion VPNs, and the expanded use of the ESChat system, there is an anticipated increase in contracts costs of \$26,802. These funds are needed in order to maintain the current level of service.

County Administrator Recommendation

Unable to recommend this year due to fiscal constraints.

3411 - Emergency Response - Contracts MOE - OTR

Functional Unit	Account Code	Line Item Description	Account Number Description	Amount
3411	54425	Target	SERVICE CONTRACTS	\$26,208
				\$26,208

FACILITIES DEPARTMENT

2024 Operating Budget

Department Overview

The Facilities Department provides engineering, maintenance, and cleaning services for the County's facilities. Services provided include planning, design, code review, construction management, and contract administration of operations and capital projects; and the cleaning, maintenance, repair, and renovation of County-owned facilities. The Facilities Department has responsibility for the following facilities: Public Safety Building, Emergency Response Center, Public Library, Human Services Building, Mental Health Building, Public Works Facility, Main Courthouse, Old Jail, Old Courthouse, Building C, Recycling & Materials Management Office, Health Department Building, Human Services Annex, Tompkins Center for History & Culture, former Key Bank Building, Professional Building, and the Red House.



Consolidated Budget - Expenditures & Revenues

	MODIFIED BUDGET	ACTUALS	TARGET	REQUESTED	CNTY ADMIN	TOTAL REC
	FY2023	FY2023	2024	2024	2024	2024
Expenses						
SALARY AND WAGES	\$1,718,392	\$993,036	\$1,647,961	–	–	\$1,647,960
OVERTIME	\$7,422	\$2,429	\$6,500	–	–	\$6,500
PREMIUM PAY	\$25,000	\$15,007	\$25,750	–	–	\$25,750
FRINGE	\$772,918	\$439,353	\$742,496	–	–	\$742,497
OTHER FINANCE	\$52,000	–	\$52,000	–	–	\$52,000
OTHER CAPITAL EQUIPMENT	\$12,000	\$5,809	\$12,000	–	–	\$12,000
AUTOMOTIVE EQUIPMENT	\$65,499	\$65,449	\$0	–	–	\$0
ALL OTHER CONTR. SVCS.	\$184,883	\$70,832	\$184,956	–	–	\$184,956
OTHER	\$151,344	\$163,978	\$164,898	–	–	\$164,898
OTHER SUPPLIES	\$73,825	\$55,615	\$66,380	–	–	\$66,380
VEHICLES FUEL AND MAINTENANCE	\$20,200	\$24,274	\$25,200	–	–	\$25,200
MAINTENANCE	\$317,000	\$264,646	\$300,000	–	–	\$300,000
PROGRAM EXPENSE	\$500	\$42	\$500	–	–	\$500
TRAVEL TRAINING	\$2,000	–	\$2,000	–	–	\$2,000
RENT	\$192,150	\$158,319	\$197,270	–	–	\$197,270
PROFESSIONAL SERVICES	\$0	–	\$0	–	–	\$0
UTILITIES	\$1,026,978	\$584,265	\$1,297,000	–	–	\$1,297,000
ROLLOVER	\$0	–	–	–	–	–
EXPENSES TOTAL	\$4,622,112	\$2,843,054	\$4,724,911	–	–	\$4,724,911
Revenues						
LOCAL REVENUES	\$0	\$67,750	\$0	–	–	\$0
APPLIED ROLLOVER (REV)	\$0	–	\$0	–	–	\$0
OTHER REVENUES	\$0	–	\$0	–	–	\$0
INTERFUND TRANSFER AND REVENUE	\$42,280	\$37,140	\$42,280	–	–	\$42,280
STATE AID	\$0	–	\$0	–	–	\$0
FEDERAL AID	\$0	–	\$0	–	–	\$0
REVENUES TOTAL	\$42,280	\$104,890	\$42,280	–	–	\$42,280
Dept. Net Local	\$4,579,832	\$2,738,164	\$4,682,631	\$0	\$0	\$4,682,631

Full Time Equivalents

Position	2019	2020	2021	2022	2023	2024
FTE						
Administrative Assistant - Level 4	1.00	1.00	1.00	1.00	1.00	0.00
Administrative Coordinator	0.00	0.00	0.00	0.00	0.00	1.00
Assistant Director of Facilities	1.00	0.00	0.00	0.00	0.00	0.00
Associate Civil Engineer	0.00	1.00	1.00	1.00	1.00	0.00
Carpenter	1.00	1.00	1.00	1.00	1.00	1.00
Cleaner	17.00	17.00	17.00	17.00	17.00	17.00
Cleaning Operations Supervisor	1.00	0.00	0.00	1.00	1.00	1.00
Deputy Director of Facilities	0.00	1.00	1.00	1.00	1.00	1.00
Director of Facilities	1.00	1.00	1.00	1.00	1.00	1.00
Electrician	1.00	1.00	1.00	1.00	1.00	1.00
Environmental Services Supervisor	0.00	1.00	0.00	0.00	0.00	0.00
Facilities Shopkeeper	1.00	1.00	1.00	1.00	1.00	1.00
General Maintenance Supervisor	1.00	1.00	1.00	1.00	1.00	1.00
Hvac Systems Technician	2.00	2.00	2.00	2.00	1.00	1.00
Maintenance Mechanic	2.00	2.00	2.00	2.00	2.00	2.00
Maintenance Worker	2.00	2.00	2.00	2.00	2.00	2.00
Project Manager II	0.00	0.00	0.00	0.00	0.00	1.00
Seasonal Worker	0.00	0.00	0.00	0.00	0.50	0.00
Senior Cleaner	2.00	2.00	2.00	1.00	1.00	1.00
Senior HVAC Systems Technician	0.00	0.00	0.00	0.00	1.00	1.00
FTE	33.00	34.00	33.00	33.00	33.50	33.00

1620 - BLDG. & GRND. MAINTENANCE

	ACTUAL		MOD BUD	TARGET	REQUEST	REC OTR	TOTAL REC
	FY2022	FY2023	FY2023	2024	2024	2024	2024
Total Expenses							
SALARY AND WAGES	\$1,490,337	\$1,023,293	\$1,718,392	\$1,647,960	\$76,814	-	\$1,647,960
OVERTIME	\$3,941	\$2,640	\$7,422	\$6,500	\$0	-	\$6,500
PREMIUM PAY	\$72,275	\$15,007	\$25,000	\$25,750	\$0	-	\$25,750
FRINGE	\$736,663	\$453,673	\$772,918	\$742,497	\$33,929	-	\$742,497
OTHER FINANCE	-	-	\$0	\$0	-	-	\$0
OTHER CAPITAL EQUIPMENT	\$6,521	\$13,142	\$12,000	\$12,000	-	-	\$12,000
AUTOMOTIVE EQUIPMENT	\$39,010	\$65,449	\$65,499	\$0	-	-	\$0
ALL OTHER CONTR. SVCS.	\$131,787	\$76,382	\$184,883	\$184,956	-	-	\$184,956
OTHER	\$909	\$339	\$2,144	\$2,598	-	-	\$2,598
OTHER SUPPLIES	\$76,774	\$56,260	\$73,825	\$66,380	-	-	\$66,380
VEHICLES FUEL AND MAINTENANCE	\$31,975	\$33,129	\$20,200	\$25,200	-	-	\$25,200
MAINTENANCE	\$264,792	\$316,274	\$317,000	\$300,000	-	-	\$300,000
PROGRAM EXPENSE	\$285	\$42	\$500	\$500	-	-	\$500
TRAVEL TRAINING	\$521	-	\$2,000	\$2,000	-	-	\$2,000
RENT	-	-	\$0	\$0	-	-	\$0
PROFESSIONAL SERVICES	-	-	\$0	\$0	-	-	\$0
UTILITIES	\$10,790	\$9,790	\$9,000	\$13,000	-	-	\$13,000
ROLLOVER	-	-	\$0	-	-	-	-
TOTAL EXPENSES TOTAL	\$2,866,580	\$2,065,420	\$3,210,783	\$3,029,341	\$110,743	-	\$3,029,341
Total Revenues							
LOCAL REVENUES	-	-	\$0	\$0	-	-	\$0
APPLIED ROLLOVER (REV)	-	-	\$0	\$0	-	-	\$0
OTHER REVENUES	\$26,066	-	\$0	\$0	-	-	\$0
INTERFUND TRANSFER AND REVENUE	\$37,140	\$37,140	\$42,280	\$42,280	-	-	\$42,280
STATE AID	-	-	\$0	\$0	-	-	\$0
FEDERAL AID	-	-	\$0	\$0	-	-	\$0
TOTAL REVENUES TOTAL	\$63,206	\$37,140	\$42,280	\$42,280	-	-	\$42,280
Dept. Net Local	\$2,803,374	\$2,028,280	\$3,168,503	\$2,987,061	\$110,743	\$0	\$2,987,061

1621 - UTILITIES, TAXES, INSUR.

	ACTUAL		MOD BUD	TARGET	REQUEST	REC OTR	TOTAL REC
	FY2022	FY2023	FY2023	2024	2024	2024	2024
Total Expenses							
OTHER FINANCE	\$52,000	-	\$52,000	\$52,000	-	-	\$52,000
OTHER	\$144,258	\$163,774	\$149,200	\$162,300	-	-	\$162,300
MAINTENANCE	\$0	-	\$0	\$0	-	-	\$0
PROGRAM EXPENSE	\$0	-	\$0	\$0	-	-	\$0
TRAVEL TRAINING	-	-	\$0	\$0	-	-	\$0
RENT	\$176,015	\$158,319	\$192,150	\$197,270	-	-	\$197,270
PROFESSIONAL SERVICES	-	-	\$0	\$0	-	-	\$0
UTILITIES	\$572,795	\$643,096	\$1,017,978	\$1,284,000	-	-	\$1,284,000
TOTAL EXPENSES TOTAL	\$945,068	\$965,189	\$1,411,328	\$1,695,570	-	-	\$1,695,570
Total Revenues							
LOCAL REVENUES	-	-	\$0	\$0	-	-	\$0
OTHER REVENUES	-	-	\$0	\$0	-	-	\$0
INTERFUND TRANSFER AND REVENUE	-	-	\$0	\$0	-	-	\$0
STATE AID	-	-	\$0	\$0	-	-	\$0
TOTAL REVENUES TOTAL	-	-	\$0	\$0	-	-	\$0
Dept. Net Local	\$945,068	\$965,189	\$1,411,328	\$1,695,570	\$0	\$0	\$1,695,570

FINANCE DEPARTMENT

2024 Operating Budget

Department Overview

- **Finance** - The Finance Director is the County's chief fiscal officer, whose duty it is to receive, disburse and account for all financial transactions of the organization.



- **Treasury Division** - Responsible for receipt and custody of all County funds; coordinates investments of County resources; administers the hotel room occupancy tax; maintains tax rolls and provides tax searches and copies of tax bills; responsible for enforcement of delinquent property taxes for Town, County and School taxes; issues certificates of residency for attendance at community colleges; custodian for court and trust funds. Phone: 607-274-5545. Email: treasury@tompkins-co.org
- **Accounting Division** - Maintains financial records of the County; audits and processes all payments; coordinates issuance of bonds to finance capital projects; prepares annual financial report. Phone: 607-274-5544.
- **Purchasing Division** - Coordinates public bidding in accordance with state requirements. Phone: 607-274-5500.

Consolidated Budget - Expenditures & Revenues

	MODIFIED BUDGET	ACTUALS	TARGET	REQUESTED	CNTY ADMIN	TOTAL REC
	FY2023	FY2023	FY2024	FY2024	FY2024	FY2024
Expenses						
SALARY AND WAGES	\$1,041,466	\$574,546	\$966,478	\$92,177	\$76,815	\$1,051,647
OVERTIME	\$4,657	\$177	\$3,722	\$0	-	\$3,722
PREMIUM PAY	\$5,750	\$42,828	\$4,000	\$0	\$0	-\$8,045
FRINGE	\$464,613	\$268,951	\$428,661	\$40,715	\$33,929	\$466,281
OTHER FINANCE	\$0	-	\$0	-	-	\$0
OTHER CAPITAL EQUIPMENT	\$25,365	\$1,073	\$5,955	-	-	\$5,955
ALL OTHER CONTR. SVCS.	\$64,945	\$56,853	\$69,178	-	-	\$69,178
OTHER	\$29,545	\$21,092	\$30,350	-	-	\$30,350
OTHER SUPPLIES	\$16,020	\$4,257	\$15,380	-	-	\$15,380
VEHICLES FUEL AND MAINTENANCE	\$0	-	\$0	-	-	\$0
PROGRAM EXPENSE	\$35,560	\$13,829	\$33,808	-	-	\$33,808
TRAVEL TRAINING	\$18,400	\$15,152	\$17,047	-	-	\$17,047
RENT	\$0	-	\$0	-	-	\$0
PROFESSIONAL SERVICES	\$170,252	\$53,863	\$108,000	\$50,000	-	\$108,000
UTILITIES	\$1,245	\$661	\$1,245	-	-	\$1,245
ROLLOVER	\$0	-	-	-	-	-
EXPENSES TOTAL	\$1,877,818	\$1,053,283	\$1,683,824	\$182,892	\$110,744	\$1,794,568
Revenues						
LOCAL REVENUES	\$146,684	\$193,691	\$149,580	-	-	\$149,580
APPLIED ROLLOVER (REV)	\$0	-	\$0	-	-	\$0
OTHER REVENUES	\$153,072	\$826,567	\$153,072	-	-	\$153,072
INTERFUND TRANSFER AND REVENUE	\$35,280	-	\$35,280	-	-	\$35,280
STATE AID	\$0	-	\$0	-	-	\$0
FEDERAL AID	\$16,000	-	\$0	-	-	\$0
REVENUES TOTAL	\$351,036	\$1,020,258	\$337,932	-	-	\$337,932
Dept. Net Local	\$1,526,782	\$33,025	\$1,345,892	\$182,892	\$110,744	\$1,456,636

Full Time Equivalents

Position	2019	2020	2021	2022	2023	2024
FTE						
Account Clerk	1.00	1.00	1.00	1.00	1.00	1.00
Account Clerk/Typist	1.00	1.00	1.00	0.00	0.00	0.00
Accountant	0.00	0.00	0.00	0.00	1.00	1.00
Administrative Assistant	1.00	1.00	0.00	0.00	0.00	0.00
Administrative Assistant - Level 4	0.00	0.00	1.00	1.00	1.00	1.00
Buyer	1.00	1.00	1.00	0.00	0.00	0.00
Deputy Finance Director	1.00	1.00	1.00	1.00	1.00	1.00
Director Of Account Services	1.00	1.00	1.00	1.00	1.00	1.00
Director of Finance	1.00	1.00	1.00	1.00	1.00	1.00
Financial Accounts Payable Clerk	0.00	0.00	0.00	1.00	1.00	1.00
HR/Payroll Administrator	0.00	0.00	0.00	0.00	1.00	0.00
Payroll Coordinator	1.00	1.00	1.00	1.00	1.00	1.00
Payroll Specialist	1.00	1.00	1.00	1.00	1.00	1.00
Principal Account Clerk/Typist	1.00	1.00	1.00	1.00	1.00	0.00
Principle Account Clerk Typist	0.00	0.00	0.00	0.00	0.00	1.00
Purchasing Manager	0.00	0.00	0.00	1.00	1.00	1.00
Purchasing Specialist	0.00	0.00	0.00	0.00	1.00	1.00
Senior Account/Clerk Typist	2.00	2.00	2.00	2.00	2.00	2.00
Treasury Manager	1.00	1.20	1.00	1.00	1.00	1.00
FTE	13.00	13.20	13.00	13.00	16.00	15.00

1310 - TREASURY

	ACTUAL	ACTUALS	MOD BUD	TARGET	REQUEST	REC OTR	TOTAL REC
	FY2022	FY2023	FY2023	FY2024	FY2024	FY2024	FY2024
Total Expenses							
SALARY AND WAGES	\$229,449	\$117,722	\$227,105	\$227,112	-	-	\$227,112
OVERTIME	\$270	\$155	\$222	\$222	-	-	\$222
PREMIUM PAY	\$1,580	\$1,500	\$1,500	\$1,750	-	-	\$1,750
FRINGE	\$108,898	\$52,024	\$101,073	\$101,089	-	-	\$101,089
OTHER FINANCE	-	-	\$0	\$0	-	-	\$0
OTHER CAPITAL EQUIPMENT	\$3,383	-	\$2,000	\$1,500	-	-	\$1,500
ALL OTHER CONTR. SVCS.	\$15,117	\$15,799	\$16,264	\$16,358	-	-	\$16,358
OTHER	\$9,839	\$6,470	\$12,850	\$12,850	-	-	\$12,850
OTHER SUPPLIES	\$8,951	\$2,454	\$9,506	\$9,506	-	-	\$9,506
PROGRAM EXPENSE	\$20,903	\$13,763	\$33,497	\$32,145	-	-	\$32,145
TRAVEL TRAINING	-	-	\$5,000	\$4,547	-	-	\$4,547
PROFESSIONAL SERVICES	-	-	\$0	\$0	-	-	\$0
UTILITIES	\$283	\$184	\$395	\$395	-	-	\$395
ROLLOVER	-	-	\$0	-	-	-	-
TOTAL EXPENSES TOTAL	\$398,673	\$210,071	\$409,412	\$407,474	-	-	\$407,474
Total Revenues							
LOCAL REVENUES	\$47,844	\$166,900	\$121,093	\$121,477	-	-	\$121,477
APPLIED ROLLOVER (REV)	-	-	\$0	\$0	-	-	\$0
OTHER REVENUES	\$230,170	\$113,896	\$153,072	\$153,072	-	-	\$153,072
INTERFUND TRANSFER AND REVENUE	\$18,800	-	\$19,740	\$19,740	-	-	\$19,740
STATE AID	-	-	\$0	\$0	-	-	\$0
TOTAL REVENUES TOTAL	\$296,814	\$280,796	\$293,905	\$294,289	-	-	\$294,289
Dept. Net Local	\$101,859	-\$70,725	\$115,507	\$113,185	\$0	\$0	\$113,185

1315 - ACCOUNTING

	ACTUAL	ACTUALS	MOD BUD	TARGET	REQUEST	REC OTR	TOTAL REC
	FY2022	FY2023	FY2023	FY2024	FY2024	FY2024	FY2024
Total Expenses							
SALARY AND WAGES	\$659,935	\$354,590	\$694,253	\$619,259	\$76,815	\$76,815	\$696,074
OVERTIME	\$6,856	\$22	\$4,435	\$3,500	-	-	\$3,500
PREMIUM PAY	\$4,984	\$40,699	\$4,250	\$2,250	\$0	\$0	\$2,250
FRINGE	\$316,438	\$172,156	\$310,488	\$274,521	\$33,929	\$33,929	\$308,450
OTHER FINANCE	-	-	\$0	\$0	-	-	\$0
OTHER CAPITAL EQUIPMENT	\$9,836	-	\$22,910	\$4,000	-	-	\$4,000
ALL OTHER CONTR. SVCS.	\$64,348	\$38,012	\$45,381	\$49,160	-	-	\$49,160
OTHER	\$4,085	\$4,229	\$3,470	\$4,500	-	-	\$4,500
OTHER SUPPLIES	\$3,956	\$1,734	\$6,120	\$5,180	-	-	\$5,180
PROGRAM EXPENSE	\$760	\$51	\$1,600	\$1,200	-	-	\$1,200
TRAVEL TRAINING	\$7,070	\$14,462	\$6,600	\$6,000	-	-	\$6,000
PROFESSIONAL SERVICES	\$85,130	\$36,413	\$154,252	\$108,000	\$0	-	\$108,000
UTILITIES	\$509	\$330	\$500	\$500	-	-	\$500
ROLLOVER	-	-	\$0	-	-	-	-
TOTAL EXPENSES TOTAL	\$1,163,909	\$662,699	\$1,254,259	\$1,078,070	\$110,744	\$110,744	\$1,188,814
Total Revenues							
LOCAL REVENUES	\$47,104	\$25,591	\$25,591	\$28,103	-	-	\$28,103
APPLIED ROLLOVER (REV)	-	-	\$0	\$0	-	-	\$0
OTHER REVENUES	\$1,320	\$712,671	\$0	\$0	-	-	\$0
INTERFUND TRANSFER AND REVENUE	\$14,800	-	\$15,540	\$15,540	-	-	\$15,540
TOTAL REVENUES TOTAL	\$63,224	\$738,262	\$41,131	\$43,643	-	-	\$43,643
Dept. Net Local	\$1,100,685	-\$75,564	\$1,213,128	\$1,034,427	\$110,744	\$110,744	\$1,145,171

1345 - PURCHASING

	ACTUAL	ACTUALS	MOD BUD	TARGET	REQUEST	REC OTR	TOTAL REC
	FY2022	FY2023	FY2023	FY2024	FY2024	FY2024	FY2024
Total Expenses							
SALARY AND WAGES	\$66,057	\$62,901	\$120,108	\$128,461	\$0	-	\$128,461
OVERTIME	-	-	\$0	\$0	\$0	-	\$0
PREMIUM PAY	-	-	\$0	-\$12,045	\$0	-	-\$12,045
FRINGE	\$31,113	\$27,395	\$53,052	\$56,742	\$0	-	\$56,742
OTHER FINANCE	-	-	\$0	\$0	-	-	\$0
OTHER CAPITAL EQUIPMENT	\$1,623	-	\$455	\$455	-	-	\$455
ALL OTHER CONTR. SVCS.	\$1,439	\$1,523	\$3,300	\$3,660	-	-	\$3,660
OTHER	\$100	\$150	\$1,025	\$800	-	-	\$800
OTHER SUPPLIES	\$112	\$19	\$394	\$694	-	-	\$694
VEHICLES FUEL AND MAINTENANCE	-	-	\$0	\$0	-	-	\$0
PROGRAM EXPENSE	\$277	-	\$463	\$463	-	-	\$463
TRAVEL TRAINING	-	\$690	\$6,800	\$6,500	-	-	\$6,500
RENT	-	-	\$0	\$0	-	-	\$0
PROFESSIONAL SERVICES	\$29,729	\$17,450	\$16,000	\$0	-	-	\$0
UTILITIES	\$113	\$73	\$350	\$350	-	-	\$350
ROLLOVER	-	-	\$0	-	-	-	-
TOTAL EXPENSES TOTAL	\$130,563	\$110,202	\$201,947	\$186,080	\$0	-	\$186,080
Total Revenues							
APPLIED ROLLOVER (REV)	-	-	\$0	\$0	-	-	\$0
OTHER REVENUES	-	-	\$0	\$0	-	-	\$0
INTERFUND TRANSFER AND REVENUE	-	-	\$0	\$0	-	-	\$0
FEDERAL AID	-	-	\$16,000	\$0	-	-	\$0
TOTAL REVENUES TOTAL	-	-	\$16,000	\$0	-	-	\$0
Dept. Net Local	\$130,563	\$110,202	\$185,947	\$186,080	\$0	\$0	\$186,080

1950 - TAXES ON CO. OWN. PROP.

	ACTUAL	ACTUALS	MOD BUD	TARGET	REQUEST	REC OTR	TOTAL REC
	FY2022	FY2023	FY2023	FY2024	FY2024	FY2024	FY2024
Total Expenses							
OTHER	\$10,254	\$2,702	\$12,200	\$12,200	-	-	\$12,200
PROFESSIONAL SERVICES	-	-	\$0	\$0	-	-	\$0
TOTAL EXPENSES TOTAL	\$10,254	\$2,702	\$12,200	\$12,200	-	-	\$12,200
Total Revenues							
LOCAL REVENUES	-	-	\$0	\$0	-	-	\$0
TOTAL REVENUES TOTAL	-	-	\$0	\$0	-	-	\$0
Dept. Net Local	\$10,254	\$2,702	\$12,200	\$12,200	\$0	\$0	\$12,200

FINANCE DEPARTMENT - OTR

2024 Over Target Requests (OTRs)

Over Target Requests Summary

	TARGET	REQ TARGET	REQ ONETIME	REC ONETIME	TOTAL REC
	FY2024	FY2024	FY2024	FY2024	FY2024
Expenses	\$1,683,824	\$182,892	-	\$110,744	\$1,794,568
Revenues	\$337,932	-	-	-	\$337,932
Revenues - Expenses	\$1,345,892	\$182,892	\$0	\$110,744	\$1,456,636

Department Request

1315 - Finance - Accountant Position - OTR TARGET
Priority 1 Continuation of Previous Years OTR Target

County Administrator Recommendation

This position is filled and is crucial for the department's day to day function, Due to fiscal constraints, County Administration is unable to recommend target funding. Recommend supporting this position with onetime funding.

The Accountant position was an OTR requested as target for the 2023 budget but was approved as a multi-year. This will be year 2 of the multi-year OTR and the Finance Department is requesting for budget year 2024 that the OTR to be converted to target moving forward. In 2023, the Finance department needed to address staffing issues due to retirements, staff shortages and workloads. We requested an additional accounting staff position. The additional position was a target increase and the demand for the position is due to the increased complexity of transactions, greater number of requests from departments, and more reporting demands. It was determined an Accountant level staff was appropriate.

Currently we have limited number of staff that have the knowledge and experience to complete a number of key tasks for our department. We are requesting this position be crossed trained and developed to assist with responding to requests in addition to daily issues and ongoing accounting duties.

At all levels across our department our staff is experiencing a greater number of requests to help and correct information that departments are completing while at the same time trying to figure out how to comply with new requirements either from funding sources, government regulations and/or reporting changes and updates.

Establishing a position that would have greater knowledge and/or experience requirements than our clerk levels yet not necessarily equal to our divisional managers would fill a key role in providing resources to respond and meet the demands and timing we struggle with each week, as well as, position the department for succession planning.

The title has been determined to be Accountant at grade 65. This position was filled on May 1, 2023

Currently we have limited number of staff that have the knowledge and experience to complete a number of key tasks for our department. We are requesting this position be crossed trained and developed to assist with responding to requests in addition to daily issues and ongoing accounting duties.

At all levels across our department our staff is experiencing a greater number of requests to help and correct information that departments are completing while at the same time trying to figure out how to comply with new requirements either from funding sources, government regulations and/or reporting changes and updates.

Establishing a position that would have greater knowledge and/or experience requirements than our clerk levels yet not necessarily equal to our divisional managers would fill a key role in providing resources to respond and meet the demands and timing we struggle with each week, as well as, position the department for succession planning.

The title has been determined to be Accountant at grade 65. This position was filled on May 1, 2023

1315 - Finance - Accountant Position - OTR

Functional Unit	Account Code	Line Item Description	Account Number Description	Amount
1315	58800		REGULAR PAY	\$33,929
1315	51000		REGULAR PAY	\$76,814
				\$110,743

Department Request

County Administrator Recommendation

1345 - Finance - Purchasing Staff Funding - OTR TARGET
Priority 1 Maintenance of Effort Target

Unable to support this request due to fiscal constraints.

During the 2023 budget process it was determined the need for a Purchasing Specialist to assist the Purchasing Manager. In anticipation for the position to be filled later in the year only enough funding was approved for a part of the year. Now that the position has been filled in 2023 the Purchasing Division in the Finance Department needs additional funding to fully fund the position for a full year per the associated bargaining unit and contract.

As of July 24, 2023 the Purchasing Manager position was reclassified to grade 85 due to the job description being re-evaluated by Human Resources. This action resulted in an increase of salary of \$7,910 plus fringes annually.

1345 - Finance - Purchasing Specialist additional funding

Functional Unit	Account Code	Line Item Description	Account Number Description	Amount
1345	51000		REGULAR PAY	\$7,010
1345	51000		REGULAR PAY	\$8,353
1345	58800		REGULAR PAY	\$3,097
1345	58800		REGULAR PAY	\$3,689
				\$22,149

Department Request

County Administrator Recommendation

1315 - Finance - Additional Auditing Services - OTR TARGET
Priority 1 Maintenance of Effort

The county will experience higher auditing services related to upcoming GASB requirements.

Unable to support this request due to fiscal constraints.

GASB 87 (Leases) will be an ongoing expense added to the audit costs and GASB 96 will be added in 2024.

1315 - Finance - Additional Auditing Services

Functional Unit	Account Code	Legacy ERP Account Number Description	Amount
1315	54442	PROFESSIONAL SERVICES	\$50,000
			\$50,000

HIGHWAY DEPARTMENT

2024 Operating Budget

Department Overview

The Highway Division maintains approximately 302 highway miles, 109 bridges, and more than 4,600 signs in Tompkins County. The mission of the Highway Division is "to provide highway and bridge construction, maintenance, and emergency services safely, effectively, and efficiently for our local and traveling public, while promoting self-esteem growth as individuals".



County Road Administration: Administrative staff provides services to the public, as well as internal customers, by managing the required information needed to maintain the Highway Division.

Highway Maintenance: Road maintenance staff constructs, maintains, and repairs roads; maintains intersections and roadside drainage; eliminates roadside hazards; and repairs guiderails.

Snow Removal: The Highway Division also serves the public with snow and ice maintenance on most County Roads, as well as some Town Roads, working to provide safe driving conditions for the traveling public during inclement winter weather.

Consolidated Budget - Expenditures & Revenues

	MODIFIED BUDGET	ACTUALS	TARGET	REQUESTED	CNTY ADMIN	TOTAL REC
	FY2023	FY2023	FY2024	FY2024	FY2024	FY2024
Expenses						
SALARY AND WAGES	\$2,206,612	\$1,340,992	\$2,253,153	-	-	\$2,185,866
OVERTIME	\$88,133	\$28,411	\$89,500	-	-	\$89,500
PREMIUM PAY	\$17,275	\$23,725	\$17,750	-	-	\$17,750
FRINGE	\$940,611	\$605,732	\$1,003,058	-	-	\$973,339
OTHER FINANCE	\$0	-	\$0	-	-	\$0
OTHER CAPITAL EQUIPMENT	\$39,000	\$41,581	\$44,000	-	-	\$44,000
AUTOMOTIVE EQUIPMENT	\$224,736	\$224,736	\$0	-	-	\$0
HIGHWAY EQUIPMENT	\$267,701	\$7,487	\$0	-	-	\$0
ALL OTHER CONTR. SVCS.	\$113,172	\$67,982	\$113,250	-	-	\$113,250
OTHER	\$653,840	\$515,579	\$653,798	-	-	\$653,798
OTHER SUPPLIES	\$25,625	\$9,194	\$26,373	-	-	\$26,373
VEHICLES FUEL AND MAINTENANCE	\$681,081	\$455,416	\$670,792	-	-	\$670,792
MAINTENANCE	\$7,850	\$894	\$7,999	-	-	\$7,999
HIGHWAY MATERIALS	\$3,931,681	\$2,211,259	\$3,715,480	-	-	\$3,715,480
PROGRAM EXPENSE	\$140,000	\$170,303	\$180,540	-	-	\$180,540
TRAVEL TRAINING	\$6,500	\$4,508	\$6,500	-	-	\$6,500
RENT	\$0	-	\$0	-	-	\$0
PROFESSIONAL SERVICES	\$1,500	-	\$1,500	-	-	\$1,500
UTILITIES	\$26,500	\$15,232	\$26,499	-	-	\$26,499
ROLLOVER	\$0	-	-	-	-	-
EXPENSES TOTAL	\$9,371,817	\$5,723,032	\$8,810,191	-	-	\$8,713,186
Revenues						
LOCAL REVENUES	\$0	\$6,496	\$0	-	-	\$0
DESCRIPTION PENDING	\$0	-	-	-	-	-
OTHER REVENUES	\$33,839	\$33,260	\$12,209	-	-	\$12,209
USE OF FUND BALANCE	\$0	-	-	-	-	-
INTERFUND TRANSFER AND REVENUE	\$4,684,639	\$4,145,308	\$4,637,081	-	-	\$4,540,075
STATE AID	\$4,160,902	\$1,242,486	\$4,160,902	-	-	\$4,160,902
FEDERAL AID	\$0	-	\$0	-	-	\$0
REVENUES TOTAL	\$8,879,380	\$5,427,550	\$8,810,192	-	-	\$8,713,186
Dept. Net Local	\$492,437	\$295,483	-\$1	\$0	\$0	\$0

Full Time Equivalents

Position	2019	2020	2021	2022	2023	2024
FTE						
Account Clerk Typist	1.00	1.00	0.00	1.00	0.00	0.00
Administrative Assistant	0.00	0.00	1.00	1.00	0.00	0.00
Administrative Assistant 3	0.00	0.00	0.00	0.00	1.00	1.00
Administrative Assistant 4	0.00	0.00	0.00	0.00	1.00	1.00
Associate Civil Engineer	1.00	1.00	1.00	2.00	0.00	0.00
Bridge Mechanic	1.00	1.00	1.00	0.00	0.00	0.00
Civil Engineer	1.00	1.00	0.00	0.00	0.00	0.00
Civil Engineer 1	0.00	0.00	0.00	0.00	2.00	1.00
County Highway Director	1.00	1.00	1.00	1.00	1.00	1.00
Deputy Highway Director	1.00	1.00	1.00	1.00	1.00	1.00
Engineering Technician	1.00	0.00	0.00	0.00	0.00	0.00
Engineering Technician 3	0.00	0.00	0.00	0.00	2.00	1.00
Equip Service/Parts Room Tech	1.00	1.00	0.00	0.00	0.00	0.00
Equipment Service Technician	1.00	1.00	1.00	1.00	1.00	1.00
Heavy Equipment Mechanic	3.00	3.00	3.00	3.00	3.00	3.00
Heavy Equipment Operator	9.00	9.00	8.00	9.00	9.00	8.00
Highway Clerk	0.00	0.00	0.00	0.00	1.00	0.00
Highway Crew Supervisor	3.00	3.00	3.00	3.00	3.00	3.00
Highway Technician	1.00	1.00	1.00	0.00	0.00	0.00
Motor Equipment Operator	8.00	9.00	10.00	8.00	8.00	9.00
Project Assistant (PW)	0.00	4.50	0.00	1.00	0.00	0.00
Project Manager II	0.00	0.00	0.00	0.00	0.00	2.00
Seasonal Worker	3.94	3.94	3.94	3.94	3.94	3.94
Senior Heavy Equipment Mechanic	1.00	1.00	1.00	1.00	1.00	1.00
Senior Highway Crew Supervisor	1.00	0.00	0.00	0.00	0.00	0.00
Sign Mechanic	0.00	0.00	0.00	0.00	0.00	1.00
Sr. Account Clerk/Typist	1.00	1.00	0.00	0.00	0.00	0.00
Sr. Engineering Technician	1.00	2.00	2.00	2.00	0.00	0.00
Welder	1.00	1.00	1.00	2.00	2.00	2.00
FTE	41.94	46.44	38.94	39.94	39.94	39.94

3310 - TRAFFIC CONTROL

	ACTUAL		MOD BUD	REQUEST	TARGET	REC OTR	TOTAL REC
	FY2022	FY2023	FY2023	FY2024	FY2024	FY2024	FY2024
Total Expenses							
SALARY AND WAGES	–	\$15,456	\$0	\$67,288	\$0	–	\$0
OVERTIME	–	\$11	\$0	\$0	\$0	–	\$0
PREMIUM PAY	–	–	\$0	\$0	\$0	–	\$0
FRINGE	–	\$6,725	\$0	\$29,721	\$0	–	\$0
OTHER FINANCE	–	–	\$0	–	\$0	–	\$0
OTHER CAPITAL EQUIPMENT	\$2,620	\$26,052	\$25,000	–	\$30,000	–	\$30,000
ALL OTHER CONTR. SVCS.	\$12,127	\$14,166	\$14,452	–	\$15,000	–	\$15,000
OTHER	–	–	\$0	–	\$0	–	\$0
OTHER SUPPLIES	–	–	\$0	–	\$0	–	\$0
HIGHWAY MATERIALS	\$17,361	\$8,354	\$12,000	–	\$12,163	–	\$12,163
PROGRAM EXPENSE	\$102,053	\$167,324	\$140,000	–	\$180,540	–	\$180,540
TRAVEL TRAINING	–	–	\$0	–	\$0	–	\$0
RENT	–	–	\$0	–	\$0	–	\$0
PROFESSIONAL SERVICES	–	–	\$0	–	\$0	–	\$0
UTILITIES	\$5,337	\$3,970	\$9,000	–	\$8,999	–	\$8,999
TOTAL EXPENSES TOTAL	\$139,497	\$242,058	\$200,452	\$97,009	\$246,702	–	\$246,702
Total Revenues							
LOCAL REVENUES	–	–	\$0	–	\$0	–	\$0
OTHER REVENUES	–	\$674	\$1,000	–	\$1,000	–	\$1,000
INTERFUND TRANSFER AND REVENUE	\$183,868	\$199,452	\$199,452	–	\$245,702	–	\$245,702
TOTAL REVENUES TOTAL	\$183,868	\$200,126	\$200,452	–	\$246,702	–	\$246,702
Dept. Net Local	-\$44,371	\$41,932	\$0	\$97,009	\$0	\$0	\$0

5010 - COUNTY ROAD ADMIN.

	ACTUAL		MOD BUD	REQUEST	TARGET	REC OTR	TOTAL REC
	FY2022	FY2023	FY2023	FY2024	FY2024	FY2024	FY2024
Total Expenses							
SALARY AND WAGES	\$203,686	\$132,702	\$257,964	\$0	\$227,116	–	\$227,116
OVERTIME	\$0	\$4,068	\$2,217	\$0	\$2,500	–	\$2,500
PREMIUM PAY	\$1,250	\$20,239	\$1,500	\$0	\$2,000	–	\$2,000
FRINGE	\$96,320	\$68,407	\$115,584	\$0	\$101,201	–	\$101,201
OTHER FINANCE	–	–	\$0	–	\$0	–	\$0
OTHER CAPITAL EQUIPMENT	–	–	\$0	–	\$0	–	\$0
ALL OTHER CONTR. SVCS.	\$2,503	\$2,653	\$2,487	–	\$2,100	–	\$2,100
OTHER	\$994	\$595	\$1,150	–	\$1,150	–	\$1,150
OTHER SUPPLIES	\$1,283	\$1,132	\$3,250	–	\$3,250	–	\$3,250
HIGHWAY MATERIALS	–	–	\$0	–	\$0	–	\$0
PROGRAM EXPENSE	–	–	\$0	–	\$0	–	\$0
TRAVEL TRAINING	\$2,407	\$1,538	\$2,500	–	\$2,500	–	\$2,500
PROFESSIONAL SERVICES	–	–	\$0	–	\$0	–	\$0
TOTAL EXPENSES TOTAL	\$308,443	\$231,333	\$386,652	\$0	\$341,817	–	\$341,817
Total Revenues							
OTHER REVENUES	\$3,420	\$2,059	\$2,000	–	\$2,000	–	\$2,000
INTERFUND TRANSFER AND REVENUE	\$329,286	\$384,652	\$384,652	–	\$339,815	–	\$339,815
TOTAL REVENUES TOTAL	\$332,706	\$386,711	\$386,652	–	\$341,815	–	\$341,815
Dept. Net Local	-\$24,263	-\$155,378	\$0	\$0	\$2	\$0	\$2

5110 - MAINT. ROADS & BRIDGES

	ACTUAL		MOD BUD	REQUEST	TARGET	REC OTR	TOTAL REC
	FY2022	FY2023	FY2023	FY2024	FY2024	FY2024	FY2024
Total Expenses							
SALARY AND WAGES	\$1,528,436	\$1,036,661	\$1,664,470	\$34,549	\$1,679,364	-	\$1,679,364
OVERTIME	\$44,086	\$27,234	\$81,331	\$0	\$82,000	-	\$82,000
PREMIUM PAY	\$16,847	\$3,801	\$11,750	\$0	\$13,000	-	\$13,000
FRINGE	\$747,003	\$465,407	\$695,703	\$15,260	\$747,518	-	\$747,518
OTHER FINANCE	\$24,535	-	\$0	-	\$0	-	\$0
OTHER CAPITAL EQUIPMENT	\$15,352	\$6,915	\$9,000	-	\$9,000	-	\$9,000
ALL OTHER CONTR. SVCS.	\$18,560	\$23,882	\$38,992	-	\$39,000	-	\$39,000
OTHER	\$55	\$100	\$2,350	-	\$2,350	-	\$2,350
OTHER SUPPLIES	\$5,650	\$5,868	\$16,300	-	\$17,048	-	\$17,048
VEHICLES FUEL AND MAINTENANCE	-	-	\$0	-	\$0	-	\$0
MAINTENANCE	-	-	\$0	-	\$0	-	\$0
HIGHWAY MATERIALS	\$3,316,407	\$1,972,981	\$3,496,130	-	\$3,293,538	-	\$3,293,538
PROGRAM EXPENSE	\$467	\$34	\$0	-	\$0	-	\$0
TRAVEL TRAINING	\$3,684	\$5,130	\$3,000	-	\$3,000	-	\$3,000
PROFESSIONAL SERVICES	-	-	\$1,500	-	\$1,500	-	\$1,500
UTILITIES	\$0	-	\$0	-	\$0	-	\$0
TOTAL EXPENSES TOTAL	\$5,721,083	\$3,548,011	\$6,020,526	\$49,809	\$5,887,318	-	\$5,887,318
Total Revenues							
LOCAL REVENUES	\$783	\$6,495	\$0	-	\$0	-	\$0
OTHER REVENUES	\$22,143	\$8,897	\$5,000	-	\$5,000	-	\$5,000
USE OF FUND BALANCE	-	-	\$0	-	-	-	-
INTERFUND TRANSFER AND REVENUE	\$1,947,786	\$1,851,622	\$1,854,624	-	\$1,721,418	-	\$1,721,418
STATE AID	\$2,818,518	\$2,490,202	\$4,160,902	-	\$4,160,902	-	\$4,160,902
FEDERAL AID	-	-	\$0	-	\$0	-	\$0
TOTAL REVENUES TOTAL	\$4,789,230	\$4,357,215	\$6,020,526	-	\$5,887,320	-	\$5,887,320
Dept. Net Local	\$931,853	-\$809,204	\$0	\$49,809	-\$2	\$0	-\$2

5111 - BRIDGES

	ACTUAL		MOD BUD	REQUEST	TARGET	REC OTR	TOTAL REC
	FY2022	FY2023	FY2023	FY2024	FY2024	FY2024	FY2024
Total Expenses							
SALARY AND WAGES	-	-	\$0	\$0	\$0	-	\$0
PREMIUM PAY	-	-	\$0	-	-	-	-
FRINGE	-	-	\$0	-	-	-	-
OTHER FINANCE	-	-	\$0	-	\$0	-	\$0
OTHER CAPITAL EQUIPMENT	-	-	\$0	-	\$0	-	\$0
ALL OTHER CONTR. SVCS.	\$28,847	-\$13,455	\$30,258	-	\$30,300	-	\$30,300
OTHER	\$56	-	\$90	-	\$48	-	\$48
OTHER SUPPLIES	-	-	\$200	-	\$200	-	\$200
VEHICLES FUEL AND MAINTENANCE	-	-	\$0	-	\$0	-	\$0
HIGHWAY MATERIALS	\$101,660	\$12,362	\$105,742	-	\$105,742	-	\$105,742
PROGRAM EXPENSE	-	-	\$0	-	\$0	-	\$0
TRAVEL TRAINING	\$547	\$1,800	\$1,000	-	\$1,000	-	\$1,000
PROFESSIONAL SERVICES	-	-	\$0	-	\$0	-	\$0
ROLLOVER	-	-	\$0	-	-	-	-
TOTAL EXPENSES TOTAL	\$131,110	\$708	\$137,290	\$0	\$137,290	-	\$137,290
Total Revenues							
LOCAL REVENUES	-	-	\$0	-	\$0	-	\$0
OTHER REVENUES	-	-	\$0	-	\$0	-	\$0
INTERFUND TRANSFER AND REVENUE	\$137,290	\$137,290	\$137,290	-	\$137,290	-	\$137,290
STATE AID	-	-	\$0	-	\$0	-	\$0
FEDERAL AID	-	-	\$0	-	\$0	-	\$0
TOTAL REVENUES TOTAL	\$137,290	\$137,290	\$137,290	-	\$137,290	-	\$137,290
Dept. Net Local	-\$6,180	-\$136,582	\$0	\$0	\$0	\$0	\$0

5142 - SNOW REMOVAL COUNTY

	ACTUAL		MOD BUD	REQUEST	TARGET	REC OTR	TOTAL REC
	FY2022	FY2023	FY2023	FY2024	FY2024	FY2024	FY2024
Total Expenses							
SALARY AND WAGES	-	-	\$0	\$0	\$0	-	\$0
OVERTIME	-	-	\$0	\$0	\$0	-	\$0
PREMIUM PAY	-	-	\$0	\$0	\$0	-	\$0
FRINGE	-	-	\$0	\$0	\$0	-	\$0
OTHER FINANCE	-	-	\$0	-	\$0	-	\$0
ALL OTHER CONTR. SVCS.	-	-	\$0	-	\$0	-	\$0
OTHER	\$758,997	\$554,178	\$650,000	-	\$650,000	-	\$650,000
OTHER SUPPLIES	-	-	\$0	-	\$0	-	\$0
HIGHWAY MATERIALS	\$287,016	\$308,356	\$317,809	-	\$304,037	-	\$304,037
TOTAL EXPENSES TOTAL	\$1,046,013	\$862,534	\$967,809	\$0	\$954,037	-	\$954,037
Total Revenues							
OTHER REVENUES	-	-	\$0	-	\$0	-	\$0
INTERFUND TRANSFER AND REVENUE	\$1,037,809	\$967,809	\$967,809	-	\$954,037	-	\$954,037
TOTAL REVENUES TOTAL	\$1,037,809	\$967,809	\$967,809	-	\$954,037	-	\$954,037
Dept. Net Local	\$8,204	-\$105,275	\$0	\$0	\$0	\$0	\$0

5130 - HIGHWAY MACHINERY

	ACTUAL		MOD BUD	REQUEST	TARGET	REC OTR	TOTAL REC
	FY2022	FY2023	FY2023	FY2024	FY2024	FY2024	FY2024
Total Expenses							
SALARY AND WAGES	\$220,220	\$194,513	\$284,178	-	\$279,386	-	\$279,386
OVERTIME	\$310	\$122	\$4,585	-	\$5,000	-	\$5,000
PREMIUM PAY	\$2,209	-	\$4,025	-	\$2,750	-	\$2,750
FRINGE	\$104,687	\$84,782	\$129,324	-	\$124,620	-	\$124,620
OTHER FINANCE	-	-	\$0	-	\$0	-	\$0
OTHER CAPITAL EQUIPMENT	\$3,296	\$8,615	\$5,000	-	\$5,000	-	\$5,000
AUTOMOTIVE EQUIPMENT	\$269,252	\$224,736	\$224,736	-	\$0	-	\$0
HIGHWAY EQUIPMENT	\$470,358	\$7,487	\$267,701	-	\$0	-	\$0
ALL OTHER CONTR. SVCS.	\$24,850	\$20,620	\$26,983	-	\$26,850	-	\$26,850
OTHER	\$145	-	\$250	-	\$250	-	\$250
OTHER SUPPLIES	\$4,027	\$3,090	\$5,875	-	\$5,875	-	\$5,875
VEHICLES FUEL AND MAINTENANCE	\$686,398	\$516,963	\$681,081	-	\$670,792	-	\$670,792
MAINTENANCE	\$9,362	\$1,633	\$7,850	-	\$7,999	-	\$7,999
HIGHWAY MATERIALS	\$0	\$323	\$0	-	\$0	-	\$0
PROGRAM EXPENSE	\$893	\$2,946	\$0	-	\$0	-	\$0
TRAVEL TRAINING	-	-	\$0	-	\$0	-	\$0
PROFESSIONAL SERVICES	-	-	\$0	-	\$0	-	\$0
UTILITIES	\$17,462	\$12,347	\$17,500	-	\$17,500	-	\$17,500
ROLLOVER	-	-	\$0	-	-	-	-
TOTAL EXPENSES TOTAL	\$1,813,472	\$1,078,178	\$1,659,088	-	\$1,146,022	-	\$1,146,022
Total Revenues							
LOCAL REVENUES	\$72	\$66	\$0	-	\$0	-	\$0
OTHER REVENUES	\$3,410	\$91,735	\$25,839	-	\$4,209	-	\$4,209
USE OF FUND BALANCE	-	-	\$0	-	-	-	-
INTERFUND TRANSFER AND REVENUE	\$1,777,877	\$624,886	\$1,140,812	-	\$1,141,813	-	\$1,141,813
FEDERAL AID	-	-	\$0	-	\$0	-	\$0
TOTAL REVENUES TOTAL	\$1,781,358	\$716,687	\$1,166,651	-	\$1,146,022	-	\$1,146,022
Dept. Net Local	\$32,113	\$361,491	\$492,437	\$0	\$0	\$0	\$0

HUMAN RESOURCES, DEPARTMENT OF

2024 Operating Budget

Department Overview

The Personnel Department administers the [Civil Service Program](#) for all County departments, BOCES, Tompkins Cortland Community College, Towns and Villages, and area school districts including recruitment, testing, and notification functions. Serves as the lead for diversity initiatives including recruitment, retention, employee orientation, and training. The department administers the [County's benefits program](#), which encompasses [health insurance](#), workers' compensation, disability, flexible benefits, deferred compensation, and retirement programs. The Personnel Department operations also include contract negotiations, disciplinary, grievance, and arbitration issues and actions.



Consolidated Budget - Expenditures & Revenues

	MODIFIED BUDGET	ACTUALS	TARGET	REQUESTED	CNTY ADMIN	TOTAL REC
	FY2023	FY2023	FY2024	FY2024	FY2024	FY2024
Expenses						
SALARY AND WAGES	\$746,600	\$501,278	\$747,656	\$13,239	-	\$747,656
OVERTIME	\$0	\$28	\$0	-	-	\$0
PREMIUM PAY	\$3,050	\$1,761	\$3,750	-	-	\$3,750
FRINGE	\$330,710	\$219,186	\$331,896	\$5,848	-	\$331,897
OTHER FINANCE	\$0	-	\$0	-	-	\$0
OTHER CAPITAL EQUIPMENT	\$2,500	\$0	\$2,500	-	-	\$2,500
ALL OTHER CONTR. SVCS.	\$0	\$1,106	\$0	-	-	\$0
OTHER	\$48,939	\$70,962	\$48,939	-	-	\$48,939
OTHER SUPPLIES	\$6,107	\$5,655	\$8,252	-	-	\$8,252
PROGRAM EXPENSE	\$56,048	\$15,122	\$43,705	-	-	\$43,705
TRAVEL TRAINING	\$216,113	\$118,069	\$124,069	-	-	\$124,069
RENT	\$0	-	\$0	-	-	\$0
PROFESSIONAL SERVICES	\$160,286	\$112,755	\$80,000	-	-	\$80,000
UTILITIES	\$800	\$372	\$800	-	-	\$800
ROLLOVER	\$0	-	-	-	-	-
EXPENSES TOTAL	\$1,571,153	\$1,046,292	\$1,391,567	\$19,087	-	\$1,391,568
Revenues						
LOCAL REVENUES	\$0	-	\$0	-	-	\$0
APPLIED ROLLOVER (REV)	\$0	-	\$0	-	-	\$0
OTHER REVENUES	\$50,000	-	\$0	-	-	\$0
INTERFUND TRANSFER AND REVENUE	\$0	-	\$0	-	-	\$0
FEDERAL AID	\$0	-	\$0	-	-	\$0
REVENUES TOTAL	\$50,000	-	\$0	-	-	\$0
Dept. Net Local	\$1,521,153	\$1,046,292	\$1,391,567	\$19,087	\$0	\$1,391,568

Full Time Equivalents

Position	2019	2020	2021	2022	2023	2024
FTE						
Administrative Assistant - Level 1	0.00	0.00	0.00	1.00	0.00	0.00
Associate	0.00	1.00	0.00	0.00	0.00	0.00
Commissioner Of Personnel	1.00	1.00	1.00	1.00	1.00	1.00
Deputy Commissioner Of Personn	1.00	1.00	1.00	1.00	1.00	1.00
Director of HR	0.00	1.00	0.00	0.00	0.00	0.00
Employee Benefits Administrator	0.00	0.00	1.00	1.00	1.00	1.00
Employee Benefits Assistant	0.00	0.00	0.00	1.50	1.50	0.50
Employee Benefits Assistant - OTR PENDING APPROVAL	0.00	0.00	0.00	0.00	0.00	0.50
Employee Benefits Coordinator	1.00	1.00	0.00	0.00	0.00	0.00
Employee Benefits/Leaves Associate	0.00	1.00	1.00	1.00	0.00	1.00
Employee Leave Administrator	0.00	0.00	0.00	0.00	1.00	1.00
HR Program Administrator	1.00	1.00	1.00	1.00	0.00	0.00
HR Systems & Program Administrator	0.00	0.00	1.00	1.00	0.00	0.00
Information Aide	0.00	0.00	0.00	0.00	1.00	1.00
Mgr. of Talent Acquisition & Engagement	1.00	0.00	0.00	0.00	0.00	1.00
Personnel Assistant	3.00	1.00	1.00	1.00	1.00	1.00
Personnel Assistant Trainee	1.00	0.00	0.00	0.00	0.00	0.00
Personnel Associate	0.00	1.00	1.00	1.00	1.00	1.00
Personnel Technician	0.00	0.00	0.00	0.00	1.00	1.00
Project Assistant	0.75	0.00	0.00	0.00	0.00	0.00
Recruitment Administrator	0.00	1.00	1.00	1.00	1.00	0.00
FTE	9.75	10.00	9.00	11.50	10.50	11.00

1430 - PERSONNEL

	ACTUAL	ACTUALS	MOD BUD	TARGET	REQUEST	REC OTR	TOTAL REC
	FY2022	FY2023	FY2023	FY2024	FY2024	FY2024	FY2024
Total Expenses							
SALARY AND WAGES	\$691,324	\$472,276	\$746,600	\$747,656	\$0	-	\$747,656
OVERTIME	\$75	\$28	\$0	\$0	-	-	\$0
PREMIUM PAY	\$15,537	\$1,761	\$3,050	\$3,750	\$0	-	\$3,750
FRINGE	\$332,925	\$206,576	\$330,710	\$331,897	\$0	-	\$331,897
OTHER FINANCE	-	-	\$0	\$0	-	-	\$0
OTHER CAPITAL EQUIPMENT	\$7,666	\$0	\$2,500	\$2,500	-	-	\$2,500
ALL OTHER CONTR. SVCS.	\$4,795	\$983	\$0	\$0	-	-	\$0
OTHER	\$65,306	\$70,519	\$48,939	\$48,939	-	-	\$48,939
OTHER SUPPLIES	\$5,632	\$5,578	\$6,107	\$8,252	-	-	\$8,252
PROGRAM EXPENSE	\$20,401	\$15,122	\$56,048	\$43,705	-	-	\$43,705
TRAVEL TRAINING	\$161	-	\$85,000	\$0	-	-	\$0
RENT	-	-	\$0	\$0	-	-	\$0
PROFESSIONAL SERVICES	\$94,366	\$112,755	\$160,286	\$80,000	-	-	\$80,000
UTILITIES	\$509	\$330	\$800	\$800	-	-	\$800
ROLLOVER	-	-	\$0	-	-	-	-
TOTAL EXPENSES TOTAL	\$1,238,697	\$885,927	\$1,440,040	\$1,267,499	\$0	-	\$1,267,499
Total Revenues							
LOCAL REVENUES	-	-	\$0	\$0	-	-	\$0
APPLIED ROLLOVER (REV)	-	-	\$0	\$0	-	-	\$0
OTHER REVENUES	-	-	\$50,000	\$0	-	-	\$0
INTERFUND TRANSFER AND REVENUE	-	-	\$0	\$0	-	-	\$0
FEDERAL AID	-	-	\$0	\$0	-	-	\$0
TOTAL REVENUES TOTAL	-	-	\$50,000	\$0	-	-	\$0
Dept. Net Local	\$1,238,697	\$885,927	\$1,390,040	\$1,267,499	\$0	\$0	\$1,267,499

1987 - INSERVICE TRAINING

	ACTUAL	ACTUALS	MOD BUD	TARGET	REQUEST	REC OTR	TOTAL REC
	FY2022	FY2023	FY2023	FY2024	FY2024	FY2024	FY2024
Total Expenses							
SALARY AND WAGES	-	-	\$0	\$0	-	-	\$0
OVERTIME	-	-	\$0	\$0	-	-	\$0
PREMIUM PAY	-	-	\$0	-	-	-	-
FRINGE	-	-	\$0	-	-	-	-
OTHER CAPITAL EQUIPMENT	-	-	\$0	\$0	-	-	\$0
OTHER	-	-	\$0	\$0	-	-	\$0
OTHER SUPPLIES	-	-	\$0	\$0	-	-	\$0
PROGRAM EXPENSE	-	-	\$0	\$0	-	-	\$0
TRAVEL TRAINING	\$102,863	\$117,469	\$131,113	\$124,069	-	-	\$124,069
PROFESSIONAL SERVICES	\$11,020	-	\$0	\$0	-	-	\$0
UTILITIES	-	-	\$0	\$0	-	-	\$0
ROLLOVER	-	-	\$0	-	-	-	-
TOTAL EXPENSES TOTAL	\$113,883	\$117,469	\$131,113	\$124,069	-	-	\$124,069
Total Revenues							
OTHER REVENUES	-	-	\$0	\$0	-	-	\$0
TOTAL REVENUES TOTAL	-	-	\$0	\$0	-	-	\$0
Dept. Net Local	\$113,883	\$117,469	\$131,113	\$124,069	\$0	\$0	\$124,069

HUMAN RIGHTS, OFFICE OF

2024 Operating Budget

Department Overview

The Tompkins County Office of Human Rights (TCOHR) is charged with supporting individuals



who experience discrimination and providing human rights education and outreach programming opportunities for County residents. TCOHR offers telephone or in-person consultation addressing questions of rights, disputes and alleged violations of anti-discrimination laws which provide protection in employment, fair housing, credit, public accommodation and public nonsectarian educational institutions. Referrals to legal aid societies, human services agencies and the New York State Department of Human Rights (NYSDHR) are often provided to address a number of questions and concerns.

Consolidated Budget - Expenditures & Revenues

	MODIFIED BUDGET	ACTUALS	TARGET	REQUESTED	CNTY ADMIN	TOTAL REC
	FY2023	FY2023	FY2024	FY2024	FY2024	FY2024
Expenses						
SALARY AND WAGES	\$169,707	\$128,457	\$113,022	-	-	\$140,000
OVERTIME	\$0	\$94	\$0	-	-	\$0
PREMIUM PAY	\$2,000	\$2,000	\$40,895	-	-	\$2,000
FRINGE	\$75,373	\$56,879	\$50,805	-	-	\$62,721
OTHER CAPITAL EQUIPMENT	\$0	\$5,502	\$0	-	-	\$0
ALL OTHER CONTR. SVCS.	\$850	\$672	\$850	-	-	\$850
OTHER	\$900	\$13	\$900	-	-	\$900
OTHER SUPPLIES	\$32,492	\$6,151	\$16,458	\$23,000	-	\$16,458
MAINTENANCE	\$0	-	\$0	-	-	\$0
PROGRAM EXPENSE	\$10,975	\$622	\$10,975	-	-	\$10,975
TRAVEL TRAINING	\$5,525	\$918	\$5,525	-	-	\$5,525
RENT	\$0	-	\$0	-	-	\$0
PROFESSIONAL SERVICES	\$8,000	-	\$8,000	-	-	\$8,000
UTILITIES	\$1,750	\$1,387	\$1,750	-	-	\$1,750
ROLLOVER	\$0	-	-	-	-	-
EXPENSES TOTAL	\$307,572	\$202,695	\$249,180	\$23,000	-	\$249,179
Revenues						
LOCAL REVENUES	\$0	-	\$0	-	-	\$0
APPLIED ROLLOVER (REV)	\$0	-	\$0	-	-	\$0
OTHER REVENUES	\$0	-	\$0	-	-	\$0
REVENUES TOTAL	\$0	-	\$0	-	-	\$0
Dept. Net Local	\$307,572	\$202,695	\$249,180	\$23,000	\$0	\$249,179

Full Time Equivalents

Position	2019	2020	2021	2022	2023	2024
FTE						
Director of Human Rights	1.00	1.00	1.00	1.00	1.00	1.00
Education and Outreach Coordinator	1.00	1.00	1.00	0.50	0.50	0.50
Receptionist	1.00	1.00	1.00	1.00	1.00	1.00
FTE	3.00	3.00	3.00	2.50	2.50	2.50

8040 - HUMAN RIGHTS

	ACTUAL	ACTUALS	MOD BUD	TARGET	REQUEST	REC OTR	TOTAL REC
	FY2022	FY2023	FY2023	FY2024	FY2024	FY2024	FY2024
Total Expenses							
SALARY AND WAGES	\$176,357	\$121,649	\$169,707	\$140,000	-	-	\$140,000
OVERTIME	\$624	\$94	\$0	\$0	-	-	\$0
PREMIUM PAY	\$1,250	\$2,000	\$2,000	\$2,000	-	-	\$2,000
FRINGE	\$83,947	\$53,919	\$75,373	\$62,722	-	-	\$62,722
OTHER CAPITAL EQUIPMENT	-	\$5,502	\$0	\$0	-	-	\$0
ALL OTHER CONTR. SVCS.	\$740	\$597	\$850	\$850	-	-	\$850
OTHER	\$24	\$13	\$900	\$900	-	-	\$900
OTHER SUPPLIES	\$12,660	\$5,028	\$32,492	\$16,458	\$23,000	-	\$16,458
MAINTENANCE	-	-	\$0	\$0	-	-	\$0
PROGRAM EXPENSE	\$2,411	\$622	\$10,975	\$10,975	-	-	\$10,975
TRAVEL TRAINING	\$320	\$918	\$5,525	\$5,525	-	-	\$5,525
RENT	-	-	\$0	\$0	-	-	\$0
PROFESSIONAL SERVICES	-	-	\$8,000	\$8,000	-	-	\$8,000
UTILITIES	\$1,648	\$1,387	\$1,750	\$1,750	-	-	\$1,750
ROLLOVER	-	-	\$0	-	-	-	-
TOTAL EXPENSES TOTAL	\$279,981	\$191,729	\$307,572	\$249,180	\$23,000	-	\$249,180
Total Revenues							
LOCAL REVENUES	-	-	\$0	\$0	-	-	\$0
APPLIED ROLLOVER (REV)	-	-	\$0	\$0	-	-	\$0
OTHER REVENUES	-	-	\$0	\$0	-	-	\$0
TOTAL REVENUES TOTAL	-	-	\$0	\$0	-	-	\$0
Dept. Net Local	\$279,981	\$191,729	\$307,572	\$249,180	\$23,000	\$0	\$249,180

HUMAN RIGHTS OFFICE - OTR

2024 Over Target Requests (OTRs)

Over Target Requests Summary

	TARGET	REQ TARGET	REQ ONETIME	REC ONETIME	TOTAL REC
	FY2024	FY2024	FY2024	FY2024	FY2024
Expenses					
Human Rights, Office of	\$249,180	-	\$23,000	-	\$249,179
EXPENSES TOTAL	\$249,180	-	\$23,000	-	\$249,179
Revenues					
Human Rights, Office of	\$0	-	-	-	\$0
REVENUES TOTAL	\$0	-	-	-	\$0
Revenues - Expenses	\$249,180	\$0	\$23,000	\$0	\$249,179

Department Request

8040 - Human Rights - Additional Education and Promotion Capacity - OTR
Priority None Continuation of Previous Years
OTR MultiYear

This year's OTR is for \$20,000: targeted for OHR education and outreach programs. This is year three of a three-year trial which will help determine whether this request should continue. This funding would also cover the cost of the keynote address for the Juneteenth Celebration, as has been the case from the inception of the County/City collaboration to organize Juneteenth events. This OTR will enhance program offerings to address significant human rights issues and continue to tap great local resources OHR has utilized since 2019.

OTR funds have been used for honoraria of speakers featured in our monthly programs. These funds have also paid for costs related to a Democracy Fest event on 6 August sponsored by Your Voice + Your Vote: The Tompkins Civic Engagement Coalition, an initiative facilitated by OHR and the Human Rights Commission supported by a number of nonprofit organizations. This event, to be held at Southside Community Center, will occur on the 58th anniversary of the signing of the Federal Voting Rights Act. These programs have attracted interest and have been integral to increasing OHR's public profile, given the perpetual access to these events via OHR's YouTube page.

County Administrator Recommendation

Recommend one time funding to support the this otr request.

These funds will also be used for programming events scheduled for the remainder of 2023. Hopefully, these funds will remain available to support 2024 programming initiatives.

Functional Unit	Account Code	Line Item Description	Account Number Description	Amount
8040	54333	Multi-Year	EDUCATION AND PROMOTION	\$23,000
				\$23,000

INFORMATION TECHNOLOGY SERVICES

2024 Operating Budget

Department Overview

Tompkins County Information Technology Services offers a range of technical resources, infrastructure, and personnel to support County Departments in implementing and maintaining technology solutions and systems that align with the County's missions, programs, and policies. They work closely with individual departments and contribute to County-wide initiatives, ensuring the effective utilization of technology to achieve organizational goals.



The ITS Unit provides technical support, IT infrastructure management, network management, systems administration, data security, information systems management, IT procurement and management, information security and compliance, and IT strategy and planning for all County departments.

The GIS Unit provides for the development, maintenance, and distribution of geographic data sets and cartographic mapping products, including support of related software, applications, Internet-based mapping services, and tax mapping.

ITS and GIS offer infrastructure and staff support for various County shared-service initiatives, such as 911/Public Safety and Data Archiving. These initiatives serve the needs of Tompkins County constituents, local municipalities, and participating NY County and State agencies. They provide the necessary resources to ensure the smooth operation and success of these critical services.

Consolidated Budget - Expenditures & Revenues

	MODIFIED BUDGET	ACTUALS	TARGET	REQUESTED	CNTY ADMIN	TOTAL REC
	FY2023	FY2023	FY2024	FY2024	FY2024	FY2024
Expenses						
SALARY AND WAGES	\$1,227,484	\$686,202	\$1,125,134	--	--	\$1,125,135
OVERTIME	\$4,000	\$4,692	\$4,000	--	--	\$4,000
PREMIUM PAY	\$14,800	\$23,852	\$13,500	--	--	\$13,500
FRINGE	\$550,483	\$318,401	\$502,935	--	--	\$502,936
OTHER FINANCE	\$0	--	\$0	--	--	\$0
OTHER CAPITAL EQUIPMENT	\$5,000	\$2,765	\$5,000	--	--	\$5,000
AUTOMOTIVE EQUIPMENT	\$0	--	\$0	--	--	\$0
ALL OTHER CONTR. SVCS.	\$519,070	\$456,295	\$504,901	--	--	\$504,901
OTHER	\$100	\$219	\$1,100	--	--	\$1,100
OTHER SUPPLIES	\$2,420	\$2,113	\$2,420	--	--	\$2,420
VEHICLES FUEL AND MAINTENANCE	\$1,000	\$10	\$0	--	--	\$0
PROGRAM EXPENSE	\$3,500	\$688	\$3,500	--	--	\$3,500
TRAVEL TRAINING	\$15,000	\$9,698	\$15,000	--	--	\$15,000
PROFESSIONAL SERVICES	\$4,000	\$2,448	\$4,000	--	--	\$4,000
UTILITIES	\$5,370	\$3,368	\$5,370	--	--	\$5,370
ROLLOVER	\$0	--	--	--	--	--
EXPENSES TOTAL	\$2,352,227	\$1,510,752	\$2,186,860	--	--	\$2,186,862
Revenues						
LOCAL REVENUES	\$0	--	\$0	--	--	\$0
APPLIED ROLLOVER (REV)	\$0	--	\$0	--	--	\$0
OTHER REVENUES	\$18,165	\$11,459	\$16,524	--	--	\$16,524
INTERFUND TRANSFER AND REVENUE	\$50,087	\$50,126	\$54,095	--	--	\$54,095
STATE AID	\$0	--	\$0	--	--	\$0
FEDERAL AID	\$60,897	--	\$0	--	--	\$0
REVENUES TOTAL	\$129,149	\$61,585	\$70,619	--	--	\$70,619
Dept. Net Local	\$2,223,078	\$1,449,167	\$2,116,241	\$0	\$0	\$2,116,243

Full Time Equivalents

Position	2019	2020	2021	2022	2023	2024
FTE						
Administrative/Computer Assistant	0.00	0.00	1.00	1.00	1.00	0.00
Deputy Director of ITS	1.00	1.00	1.00	1.00	1.00	1.00
Director of Info Technologies Svcs	1.00	1.00	1.00	1.00	1.00	1.00
Financial Systems Administrator	1.00	0.00	0.00	0.00	0.00	0.00
Fiscal Coordinator II	0.00	0.00	0.00	0.00	0.00	1.00
Geographic Information Systems Analyst	0.00	0.00	2.00	2.00	2.00	2.00
GIS Administrator	1.00	1.00	1.00	1.00	1.00	1.00
GIS Analyst/Web Developer	1.00	1.00	1.00	1.00	1.00	1.00
Information Security Analyst	1.00	1.00	1.00	1.00	1.00	1.00
Microcomputer Specialist	1.00	1.00	1.00	1.00	2.00	2.00
Network/Systems Administrator	1.00	1.50	1.00	1.00	1.00	1.00
Public Safety Systems	1.00	0.00	0.00	0.00	0.00	0.00
Senior Account Clerk/Typist	1.00	1.00	0.00	0.00	0.00	0.00
Systems Administrator	0.00	2.00	2.00	3.00	3.00	3.00
Systems Analyst	0.00	0.00	1.00	2.00	1.00	0.00
Systems Analyst/Technician	1.00	1.00	2.00	1.00	0.00	1.00
Telecommunications Program Administrator	1.50	0.00	0.00	0.00	1.00	0.00
FTE	12.50	11.50	15.00	16.00	16.00	15.00

1680 - INFORMAT. TECH. SERVICES

	ACTUAL	ACTUALS	MOD BUD	TARGET	REQUEST	REC OTR	TOTAL REC
	FY2022	FY2023	FY2023	2024	2024	2024	2024
Total Expenses							
SALARY AND WAGES	\$934,891	\$469,967	\$956,224	\$845,791	\$84,469	–	\$845,791
OVERTIME	\$8,146	\$4,692	\$4,000	\$4,000	–	–	\$4,000
PREMIUM PAY	\$13,890	\$11,611	\$10,300	\$8,000	\$0	–	\$8,000
FRINGE	\$450,721	\$218,876	\$428,680	\$377,120	\$37,310	–	\$377,120
OTHER FINANCE	–	–	\$0	\$0	–	–	\$0
OTHER CAPITAL EQUIPMENT	\$15,710	\$2,765	\$5,000	\$5,000	–	–	\$5,000
AUTOMOTIVE EQUIPMENT	–	–	\$0	\$0	–	–	\$0
ALL OTHER CONTR. SVCS.	\$505,871	\$404,890	\$465,140	\$429,051	–	–	\$429,051
OTHER	\$237	\$219	\$100	\$1,100	–	–	\$1,100
OTHER SUPPLIES	\$2,696	\$1,992	\$2,420	\$2,420	–	–	\$2,420
VEHICLES FUEL AND MAINTENANCE	\$26	\$10	\$1,000	\$0	–	–	\$0
PROGRAM EXPENSE	\$2,624	\$539	\$2,000	\$2,000	–	–	\$2,000
TRAVEL TRAINING	\$9,496	\$6,978	\$11,000	\$11,000	–	–	\$11,000
PROFESSIONAL SERVICES	\$2,533	\$2,448	\$4,000	\$4,000	–	–	\$4,000
UTILITIES	\$4,458	\$2,509	\$4,380	\$4,380	–	–	\$4,380
ROLLOVER	–	–	\$0	–	–	–	–
TOTAL EXPENSES TOTAL	\$1,951,299	\$1,127,498	\$1,894,244	\$1,693,862	\$121,779	–	\$1,693,862
Total Revenues							
LOCAL REVENUES	–	–	\$0	\$0	–	–	\$0
APPLIED ROLLOVER (REV)	–	–	\$0	\$0	–	–	\$0
OTHER REVENUES	\$9,791	\$10,959	\$9,890	\$9,549	–	–	\$9,549
INTERFUND TRANSFER AND REVENUE	\$48,031	\$50,126	\$50,087	\$54,095	–	–	\$54,095
FEDERAL AID	–	–	\$60,897	\$0	–	–	\$0
TOTAL REVENUES TOTAL	\$57,822	\$61,085	\$120,874	\$63,644	–	–	\$63,644
Dept. Net Local	\$1,893,477	\$1,066,413	\$1,773,370	\$1,630,218	\$121,779	\$0	\$1,630,218

1683 - GIS

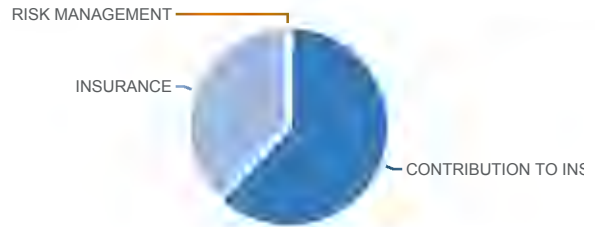
	ACTUAL	ACTUALS	MOD BUD	TARGET	REQUEST	REC OTR	TOTAL REC
	FY2022	FY2023	FY2023	2024	2024	2024	2024
Total Expenses							
SALARY AND WAGES	\$274,838	\$175,746	\$271,260	\$279,344	-	-	\$279,344
OVERTIME	\$275	-	\$0	\$0	-	-	\$0
PREMIUM PAY	\$10,700	\$8,246	\$4,500	\$5,500	-	-	\$5,500
FRINGE	\$134,619	\$80,183	\$121,803	\$125,816	-	-	\$125,816
OTHER CAPITAL EQUIPMENT	\$23,553	-	\$0	\$0	-	-	\$0
ALL OTHER CONTR. SVCS.	\$185,257	\$47,532	\$53,930	\$75,850	-	-	\$75,850
OTHER	-	-	\$0	\$0	-	-	\$0
OTHER SUPPLIES	-	-	\$0	\$0	-	-	\$0
PROGRAM EXPENSE	\$873	\$149	\$1,500	\$1,500	-	-	\$1,500
TRAVEL TRAINING	\$1,449	\$2,720	\$4,000	\$4,000	-	-	\$4,000
PROFESSIONAL SERVICES	-	-	\$0	\$0	-	-	\$0
UTILITIES	\$946	\$627	\$990	\$990	-	-	\$990
ROLLOVER	-	-	\$0	-	-	-	-
TOTAL EXPENSES TOTAL	\$632,510	\$315,203	\$457,983	\$493,000	-	-	\$493,000
Total Revenues							
APPLIED ROLLOVER (REV)	-	-	\$0	\$0	-	-	\$0
OTHER REVENUES	\$14,557	\$500	\$8,275	\$6,975	-	-	\$6,975
INTERFUND TRANSFER AND REVENUE	-	-	\$0	\$0	-	-	\$0
STATE AID	\$76,029	-	\$0	\$0	-	-	\$0
FEDERAL AID	-	-	\$0	\$0	-	-	\$0
TOTAL REVENUES TOTAL	\$90,586	\$500	\$8,275	\$6,975	-	-	\$6,975
Dept. Net Local	\$541,924	\$314,703	\$449,708	\$486,025	\$0	\$0	\$486,025

INSURANCE RESERVE

2024 Operating Budget

Department Overview

Insurance Reserve Fund - Funds set aside to pay for potential losses that Tompkins County has chosen to self-insure, including most negligence claims, auto claims, and the costs of defending such claims.



\$643,500.00

Object Code Description from FY2024

Consolidated Budget - Expenditures & Revenues

	MODIFIED BUDGET	ACTUALS	TARGET	REQUESTED	CNTY ADMIN	TOTAL REC
	FY2023	FY2023	2024	2024	2024	2024
Expenses						
OTHER FINANCE	\$400,000	\$400,000	\$400,000	-	-	\$400,000
OTHER	\$243,500	\$223,812	\$243,500	-	-	\$243,500
PROGRAM EXPENSE	\$0	-	\$0	-	-	\$0
EXPENSES TOTAL	\$643,500	\$623,812	\$643,500	-	-	\$643,500
Revenues						
OTHER REVENUES	\$16,289	-	\$16,289	-	-	\$16,289
REVENUES TOTAL	\$16,289	-	\$16,289	-	-	\$16,289
Dept. Net Local	\$627,211	\$623,812	\$627,211	\$0	\$0	\$627,211

9904 - SELF INSURANCE RESERVE

	ACTUAL	ACTUALS	MOD BUD	TARGET	REQUEST	REC OTR	TOTAL REC
	FY2022	FY2023	FY2023	2024	2024	2024	2024
Total Expenses							
OTHER FINANCE	\$300,000	\$400,000	\$400,000	\$400,000	-	-	\$400,000
OTHER	\$209,211	\$223,812	\$243,500	\$243,500	-	-	\$243,500
PROGRAM EXPENSE	-	-	\$0	\$0	-	-	\$0
TOTAL EXPENSES TOTAL	\$509,211	\$623,812	\$643,500	\$643,500	-	-	\$643,500
Total Revenues							
OTHER REVENUES	\$19,417	-	\$16,289	\$16,289	-	-	\$16,289
TOTAL REVENUES TOTAL	\$19,417	-	\$16,289	\$16,289	-	-	\$16,289
Dept. Net Local	\$489,794	\$623,812	\$627,211	\$627,211	\$0	\$0	\$627,211

INTERFUND DISTRIBUTION

2024 Operating Budget

Department Overview

This is the General Fund distribution to Workforce Development, County Highway, and various supplemental and fringe benefit accounts



Consolidated Budget - Expenditures & Revenues

	MODIFIED BUDGET	ACTUALS	TARGET	REQUESTED	CNTY ADMIN	TOTAL REC
	FY2023	FY2023	FY2024	FY2024	FY2024	FY2024
Expenses						
SALARY AND WAGES	\$425,889	–	\$3,002,606	–	–	\$3,002,606
FRINGE	\$0	–	\$0	–	–	\$0
OTHER FINANCE	\$102,850	\$100,028	\$107,050	–	–	\$107,050
OTHER	\$0	–	–	–	–	–
PROGRAM EXPENSE	\$6,930,241	\$4,064,131	\$4,963,859	\$1,140,980	\$1,140,980	\$5,861,012
PROFESSIONAL SERVICES	\$0	–	–	–	–	–
EXPENSES TOTAL	\$7,458,980	\$4,164,159	\$8,073,515	\$1,140,980	\$1,140,980	\$8,970,668
Revenues						
LOCAL REVENUES	\$310,000	\$229,926	\$310,000	–	–	\$310,000
DESCRIPTION PENDING	\$0	–	–	–	–	–
OTHER REVENUES	\$11,850	\$19,583	\$0	–	–	\$0
INTERFUND TRANSFER AND REVENUE	\$0	–	–	–	–	–
STATE AID	\$0	–	–	–	–	–
FEDERAL AID	\$0	\$424,826	–	–	–	–
REVENUES TOTAL	\$321,850	\$674,335	\$310,000	–	–	\$310,000
Dept. Net Local	\$7,137,130	\$3,489,824	\$7,763,515	\$1,140,980	\$1,140,980	\$8,660,668

9101 - ALLOWANCE FOR NEGOTIATION

	ACTUAL	ACTUALS	MOD BUD	TARGET	REQUEST	REC OTR	TOTAL REC
	FY2022	FY2023	FY2023	2024	2024	2024	2024
Total Expenses							
SALARY AND WAGES	-	-	\$425,889	\$3,002,606	-	-	\$3,002,606
FRINGE	-	-	\$0	\$0	-	-	\$0
TOTAL EXPENSES TOTAL	-	-	\$425,889	\$3,002,606	-	-	\$3,002,606
Total Revenues							
LOCAL REVENUES	-	-	\$0	-	-	-	-
DESCRIPTION PENDING	-	-	\$0	-	-	-	-
OTHER REVENUES	-	-	\$0	\$0	-	-	\$0
INTERFUND TRANSFER AND REVENUE	-	-	\$0	-	-	-	-
TOTAL REVENUES TOTAL	-	-	\$0	\$0	-	-	\$0
Dept. Net Local	\$0	\$0	\$425,889	\$3,002,606	\$0	\$0	\$3,002,606

9502 - CONTRIBUTION TO COMM DEV

	ACTUAL	ACTUALS	MOD BUD	TARGET	REQUEST	REC OTR	TOTAL REC
	FY2022	FY2023	FY2023	2024	2024	2024	2024
Total Expenses							
PROGRAM EXPENSE	\$602,749	-	\$470,669	\$374,160	-	-	\$374,160
TOTAL EXPENSES TOTAL	\$602,749	-	\$470,669	\$374,160	-	-	\$374,160
Total Revenues							
FEDERAL AID	-	-	\$0	-	-	-	-
TOTAL REVENUES TOTAL	-	-	\$0	-	-	-	-
Dept. Net Local	\$602,749	\$0	\$470,669	\$374,160	\$0	\$0	\$374,160

9503 - CONTRIBUTION TO CT FUND

	ACTUAL	ACTUALS	MOD BUD	TARGET	REQUEST	REC OTR	TOTAL REC
	FY2022	FY2023	FY2023	2024	2024	2024	2024
Total Expenses							
PROGRAM EXPENSE	-	-	\$1,872,135	\$0	\$1,140,980	\$1,140,980	\$1,140,980
TOTAL EXPENSES TOTAL	-	-	\$1,872,135	\$0	\$1,140,980	\$1,140,980	\$1,140,980
Total Revenues							
-	-	-	-	-	-	-	-
TOTAL REVENUES TOTAL	0	0	0	0	0	0	0
Dept. Net Local	\$0	\$0	\$1,872,135	\$0	\$1,140,980	\$1,140,980	\$1,140,980

9505 - CONTRIBUTION TO DM FUND

	ACTUAL	ACTUALS	MOD BUD	TARGET	REQUEST	REC OTR	TOTAL REC
	FY2022	FY2023	FY2023	2024	2024	2024	2024
Total Expenses							
PROGRAM EXPENSE	\$1,681,593	\$523,306	\$1,046,612	\$947,613	-	-	\$947,613
TOTAL EXPENSES TOTAL	\$1,681,593	\$523,306	\$1,046,612	\$947,613	-	-	\$947,613
Total Revenues							
FEDERAL AID	-	\$424,826	\$0	-	-	-	-
TOTAL REVENUES TOTAL	-	\$424,826	\$0	-	-	-	-
Dept. Net Local	\$1,681,593	\$98,480	\$1,046,612	\$947,613	\$0	\$0	\$947,613

9513 - CONTRIBUTION TO CL FUND

9513 - CONTRIBUTION TO CL FUND

	ACTUAL	ACTUALS	MOD BUD	TARGET	REQUEST	REC OTR	TOTAL REC
	FY2022	FY2023	FY2023	2024	2024	2024	2024
Total Expenses							
OTHER FINANCE	\$39,020	\$9,028	\$11,850	\$11,850	-	-	\$11,850
PROGRAM EXPENSE	-	-	\$0	\$0	-	-	\$0
TOTAL EXPENSES TOTAL	\$39,020	\$9,028	\$11,850	\$11,850	-	-	\$11,850
Total Revenues							
OTHER REVENUES	\$38,955	\$19,583	\$11,850	\$0	-	-	\$0
FEDERAL AID	-	-	\$0	-	-	-	-
TOTAL REVENUES TOTAL	\$38,955	\$19,583	\$11,850	\$0	-	-	\$0
Dept. Net Local	\$65	-\$10,555	\$0	\$11,850	\$0	\$0	\$11,850

9522 - CONTRIBUTION TO D FUND

	ACTUAL	ACTUALS	MOD BUD	TARGET	REQUEST	REC OTR	TOTAL REC
	FY2022	FY2023	FY2023	2024	2024	2024	2024
Total Expenses							
PROGRAM EXPENSE	\$3,636,039	\$3,540,825	\$3,540,825	\$3,398,259	-	-	\$3,398,259
TOTAL EXPENSES TOTAL	\$3,636,039	\$3,540,825	\$3,540,825	\$3,398,259	-	-	\$3,398,259
Total Revenues							
LOCAL REVENUES	\$318,801	\$229,926	\$310,000	\$310,000	-	-	\$310,000
TOTAL REVENUES TOTAL	\$318,801	\$229,926	\$310,000	\$310,000	-	-	\$310,000
Dept. Net Local	\$3,317,238	\$3,310,899	\$3,230,825	\$3,088,259	\$0	\$0	\$3,088,259

9525 - CONTRIBUTION TO EM FUND

9525 - CONTRIBUTION TO EM FUND

	ACTUAL	ACTUALS	MOD BUD	TARGET	REQUEST	REC OTR	TOTAL REC
	FY2022	FY2023	FY2023	2024	2024	2024	2024
Total Expenses							
OTHER FINANCE	\$91,000	\$91,000	\$91,000	\$95,200	-	-	\$95,200
TOTAL EXPENSES TOTAL	\$91,000	\$91,000	\$91,000	\$95,200	-	-	\$95,200
Total Revenues							
-	-	-	-	-	-	-	-
TOTAL REVENUES TOTAL	0	0	0	0	0	0	0
Dept. Net Local	\$91,000	\$91,000	\$91,000	\$95,200	\$0	\$0	\$95,200

ITHACA-TOMPKINS CO. TRANSPORTATION COUNCIL

2024 Operating Budget

Department Overview



The Ithaca-Tompkins County Transportation Council (ITCTC) is the designated Metropolitan

Planning Organization (MPO) for Tompkins County. The ITCTC is charged with facilitating county-wide transportation planning and is responsible for working jointly and cooperatively with all transportation related agencies in Tompkins County, to carry out a continuing, cooperative, and comprehensive performance-based multimodal transportation planning process, promoting the safe and efficient development, management, and operation of surface transportation systems to serve the mobility needs of people and freight, including accessible pedestrian walkways and bicycle transportation facilities, and foster economic growth and development, while minimizing transportation-related fuel consumption and air pollution. The ITCTC also provides transportation related information and analyses such as a traffic counts and crash reports. The ITCTC is responsible for preparing and updating the Transportation Improvement Plan, a five year program of federally funded transportation projects; and the Transportation Long Range Plan, a county-wide plan with a 20 year horizon. All federally funded transportation projects in Tompkins County (roads, bridges, etc.) are required to be included in the Transportation Improvement Plan. Tompkins County is the host organization for the ITCTC, which is wholly federally funded. The ITCTC also provides transportation related information and analyses such as a traffic counts and crash reports. The ITCTC is responsible for preparing and updating the Transportation Improvement Plan, a five year program of federally funded transportation projects; and the Transportation Long Range Plan, a county-wide plan with a 20 year horizon. All federally funded transportation projects in Tompkins County (roads, bridges, etc.) are required to be included in the Transportation Improvement Plan. Tompkins County is the host organization for the ITCTC, which is wholly federally funded.

Consolidated Budget - Expenditures & Revenues

	MODIFIED BUDGET	ACTUALS	TARGET	REQUESTED	CNTY ADMIN	TOTAL REC
	FY2023	FY2023	FY2024	FY2024	FY2024	FY2024
Expenses						
SALARY AND WAGES	\$276,007	\$156,137	\$228,466	-	-	\$228,467
OVERTIME	\$0	-	\$0	-	-	\$0
PREMIUM PAY	\$5,250	\$7,885	\$4,000	-	-	\$4,000
FRINGE	\$138,596	\$71,464	\$102,680	-	-	\$102,679
OTHER FINANCE	\$0	-	-	-	-	-
OTHER CAPITAL EQUIPMENT	\$6,338	-	\$8,000	-	-	\$8,000
ALL OTHER CONTR. SVCS.	\$6,419	\$1,830	\$5,300	-	-	\$5,300
OTHER	\$13,918	\$1,805	\$11,500	-	-	\$11,500
OTHER SUPPLIES	\$3,881	\$249	\$11,200	-	-	\$11,200
PROGRAM EXPENSE	\$60,226	\$6,795	\$10,000	-	-	\$10,000
TRAVEL TRAINING	\$10,400	\$2,319	\$6,000	-	-	\$6,000
RENT	\$1,100	-	\$800	-	-	\$800
PROFESSIONAL SERVICES	\$2,988	\$2,000	\$4,000	-	-	\$4,000
UTILITIES	\$5,958	\$465	\$6,000	-	-	\$6,000
EXPENSES TOTAL	\$531,081	\$250,951	\$397,946	-	-	\$397,946
Revenues						
LOCAL REVENUES	\$0	-	\$0	-	-	\$0
OTHER REVENUES	\$0	-	\$0	-	-	\$0
STATE AID	\$0	-	\$0	-	-	\$0
FEDERAL AID	\$531,081	\$172,612	\$397,946	-	-	\$397,946
REVENUES TOTAL	\$531,081	\$172,612	\$397,946	-	-	\$397,946
Dept. Net Local	\$0	\$78,338	\$0	\$0	\$0	\$0

Full Time Equivalents

Position	2019	2020	2021	2022	2023	2024
FTE						
Administrative Assistant	1.00	1.00	1.00	1.00	1.00	1.00
Director	1.00	1.00	1.00	1.00	1.00	0.00
Planning Analyst	0.51	0.51	0.00	0.00	0.00	0.00
Transportation Analyst	0.60	0.71	1.00	1.00	1.00	1.00
Transportation Planning Director	0.00	0.00	0.00	0.00	0.00	1.00
FTE	3.11	3.22	3.00	3.00	3.00	3.00

5664 - 24/25 FHWA

	ACTUAL	ACTUALS	MOD BUD	TARGET	REQUEST	REC OTR	TOTAL REC
	FY2022	FY2023	FY2023	FY2024	FY2024	FY2024	FY2024
Total Expenses							
SALARY AND WAGES	-	-	-	\$228,467	-	-	\$228,467
OVERTIME	-	-	-	\$0	-	-	\$0
PREMIUM PAY	-	-	-	\$4,000	-	-	\$4,000
FRINGE	-	-	-	\$102,679	-	-	\$102,679
OTHER CAPITAL EQUIPMENT	-	-	-	\$8,000	-	-	\$8,000
ALL OTHER CONTR. SVCS.	-	-	-	\$5,300	-	-	\$5,300
OTHER	-	-	-	\$11,500	-	-	\$11,500
OTHER SUPPLIES	-	-	-	\$11,200	-	-	\$11,200
PROGRAM EXPENSE	-	-	-	\$10,000	-	-	\$10,000
TRAVEL TRAINING	-	-	-	\$6,000	-	-	\$6,000
RENT	-	-	-	\$800	-	-	\$800
PROFESSIONAL SERVICES	-	-	-	\$4,000	-	-	\$4,000
UTILITIES	-	-	-	\$6,000	-	-	\$6,000
TOTAL EXPENSES TOTAL	-	-	-	\$397,946	-	-	\$397,946
Total Revenues							
FEDERAL AID	-	-	-	\$397,946	-	-	\$397,946
TOTAL REVENUES TOTAL	-	-	-	\$397,946	-	-	\$397,946
Dept. Net Local	\$0	\$0	\$0	\$0	\$0	\$0	\$0

5663 - 23/24 FTA

	ACTUAL	ACTUALS	MOD BUD	TARGET	REQUEST	REC OTR	TOTAL REC
	FY2022	FY2023	FY2023	FY2024	FY2024	FY2024	FY2024
Total Expenses							
SALARY AND WAGES	-	\$7,598	\$27,244	\$0	-	-	\$0
OVERTIME	-	-	-	\$0	-	-	\$0
PREMIUM PAY	-	\$476	\$0	-	-	-	-
FRINGE	-	\$3,511	\$13,632	-	-	-	-
OTHER CAPITAL EQUIPMENT	-	-	\$759	\$0	-	-	\$0
ALL OTHER CONTR. SVCS.	-	-	-	\$0	-	-	\$0
OTHER	-	-	\$3,050	\$0	-	-	\$0
OTHER SUPPLIES	-	-	\$550	\$0	-	-	\$0
PROGRAM EXPENSE	-	-	-	\$0	-	-	\$0
TRAVEL TRAINING	-	\$948	\$1,608	\$0	-	-	\$0
RENT	-	-	-	\$0	-	-	\$0
PROFESSIONAL SERVICES	-	\$1,400	\$1,875	\$0	-	-	\$0
UTILITIES	-	-	\$750	\$0	-	-	\$0
TOTAL EXPENSES TOTAL	-	\$13,934	\$49,468	\$0	-	-	\$0
Total Revenues							
LOCAL REVENUES	-	-	-	\$0	-	-	\$0
FEDERAL AID	-	-	\$49,468	\$0	-	-	\$0
TOTAL REVENUES TOTAL	-	-	\$49,468	\$0	-	-	\$0
Dept. Net Local	\$0	\$13,934	\$0	\$0	\$0	\$0	\$0

5662 23/24 FHWA

	ACTUAL	ACTUALS	MOD BUD	TARGET	REQUEST	REC OTR	TOTAL REC
	FY2022	FY2023	FY2023	FY2024	FY2024	FY2024	FY2024
Total Expenses							
SALARY AND WAGES	-	\$75,493	\$248,763	\$0	-	-	\$0
OVERTIME	-	-	-	\$0	-	-	\$0
PREMIUM PAY	-	\$3,466	\$5,250	\$0	-	-	\$0
FRINGE	-	\$34,331	\$124,964	\$0	-	-	\$0
OTHER CAPITAL EQUIPMENT	-	-	\$5,579	\$0	-	-	\$0
ALL OTHER CONTR. SVCS.	-	-	\$6,419	\$0	-	-	\$0
OTHER	-	-	\$10,868	\$0	-	-	\$0
OTHER SUPPLIES	-	\$64	\$3,331	\$0	-	-	\$0
PROGRAM EXPENSE	-	\$3,325	\$60,226	\$0	-	-	\$0
TRAVEL TRAINING	-	-	\$8,792	\$0	-	-	\$0
RENT	-	-	\$1,100	\$0	-	-	\$0
PROFESSIONAL SERVICES	-	\$0	\$1,113	\$0	-	-	\$0
UTILITIES	-	-	\$5,208	\$0	-	-	\$0
TOTAL EXPENSES TOTAL	-	\$116,678	\$481,613	\$0	-	-	\$0
Total Revenues							
FEDERAL AID	-	-	\$481,613	\$0	-	-	\$0
TOTAL REVENUES TOTAL	-	-	\$481,613	\$0	-	-	\$0
Dept. Net Local	\$0	\$116,678	\$0	\$0	\$0	\$0	\$0

5661 22/23 FTA

	ACTUAL	ACTUALS	MOD BUD	TARGET	REQUEST	REC OTR	TOTAL REC
	FY2022	FY2023	FY2023	FY2024	FY2024	FY2024	FY2024
Total Expenses							
SALARY AND WAGES	-	\$5,029	\$0	\$0	-	-	\$0
PREMIUM PAY	-	-	\$0	-	-	-	-
FRINGE	-	\$2,292	\$0	-	-	-	-
OTHER CAPITAL EQUIPMENT	\$3,473	-	\$0	\$0	-	-	\$0
ALL OTHER CONTR. SVCS.	-	-	-	\$0	-	-	\$0
OTHER	-	-	\$0	\$0	-	-	\$0
OTHER SUPPLIES	\$146	-\$81	\$0	\$0	-	-	\$0
PROGRAM EXPENSE	-	\$2,000	\$0	\$0	-	-	\$0
TRAVEL TRAINING	\$230	\$657	\$0	\$0	-	-	\$0
RENT	-	-	\$0	\$0	-	-	\$0
PROFESSIONAL SERVICES	-	\$600	\$0	\$0	-	-	\$0
UTILITIES	-	\$144	\$0	\$0	-	-	\$0
TOTAL EXPENSES TOTAL	\$3,849	\$10,642	\$0	\$0	-	-	\$0
Total Revenues							
FEDERAL AID	\$76,785	-\$34,915	\$0	\$0	-	-	\$0
TOTAL REVENUES TOTAL	\$76,785	-\$34,915	\$0	\$0	-	-	\$0
Dept. Net Local	-\$72,936	\$45,557	\$0	\$0	\$0	\$0	\$0

5660 22/23 FHWA

	ACTUAL	ACTUALS	MOD BUD	TARGET	REQUEST	REC OTR	TOTAL REC
	FY2022	FY2023	FY2023	FY2024	FY2024	FY2024	FY2024
Total Expenses							
SALARY AND WAGES	\$76,648	\$50,305	\$0	\$0	-	-	\$0
PREMIUM PAY	\$1,750	\$1,750	\$0	-	-	-	-
FRINGE	\$36,847	\$23,074	\$0	-	-	-	-
OTHER CAPITAL EQUIPMENT	-	-	\$0	\$0	-	-	\$0
ALL OTHER CONTR. SVCS.	-	\$230	\$0	\$0	-	-	\$0
OTHER	\$100	\$1,805	\$0	\$0	-	-	\$0
OTHER SUPPLIES	\$3,094	\$147	\$0	\$0	-	-	\$0
PROGRAM EXPENSE	\$4,618	\$1,470	\$0	\$0	-	-	\$0
TRAVEL TRAINING	\$175	\$69	\$0	\$0	-	-	\$0
RENT	-	-	\$0	\$0	-	-	\$0
PROFESSIONAL SERVICES	\$4,575	-	\$0	\$0	-	-	\$0
UTILITIES	-	\$0	\$0	\$0	-	-	\$0
TOTAL EXPENSES TOTAL	\$127,806	\$78,850	\$0	\$0	-	-	\$0
Total Revenues							
FEDERAL AID	\$94,410	\$205,722	\$0	\$0	-	-	\$0
TOTAL REVENUES TOTAL	\$94,410	\$205,722	\$0	\$0	-	-	\$0
Dept. Net Local	\$33,397	-\$126,872	\$0	\$0	\$0	\$0	\$0

LEGISLATURE & CLERK OF THE LEGISLATURE

2024 Operating Budget

Department Overview

The Tompkins County Legislature is the elective governing body of the County and adopts an annual budget, local laws, resolutions, policies, and makes decisions to meet the needs of County residents and communities. The elected County Legislators, when lawfully convened, constitute the legislative, appropriating, governing, and policy-determining body for Tompkins County. The mission of the Tompkins County Legislature is to collectively meet the needs of our residents and communities and to realize the Legislators' articulated vision. County government may perform those functions not provided as well by individuals, the private sector, other levels of government,



or the not-for-profit sector. County activities will be designed to protect and enhance the lives of the County's diverse residents and communities in ways that are compassionate, ethical, and creative within the limits of what residents financially support.

The Tompkins County Legislature's mission is to "collectively meet the needs of our residents and communities and to realize the Legislators' articulated vision. County government will perform those functions not provided as well by individuals, the private sector, other levels of government, or the not-for-profit sector. County activities will be designed to protect and enhance the lives of the County's diverse residents and communities in ways that are compassionate, ethical, and creative within the limits of what residents financially support."

Consolidated Budget - Expenditures & Revenues

	MODIFIED BUDGET	ACTUALS	TARGET	REQUESTED	CNTY ADMIN	TOTAL REC
	FY2023	FY2023	FY2024	FY2024	FY2024	FY2024
Expenses						
SALARY AND WAGES	\$604,549	\$391,046	\$612,818	-	-	\$612,818
OVERTIME	\$0	-	\$0	-	-	\$0
PREMIUM PAY	\$2,250	\$1,544	\$1,000	-	-	\$1,000
FRINGE	\$268,024	\$171,079	\$271,123	-	-	\$271,124
OTHER FINANCE	\$0	-	\$0	-	-	\$0
OTHER CAPITAL EQUIPMENT	\$200	\$26	\$200	-	-	\$200
ALL OTHER CONTR. SVCS.	\$23,170	\$23,097	\$24,268	\$40,639	-	\$24,267
OTHER	\$28,334	\$19,058	\$28,489	-	-	\$28,489
OTHER SUPPLIES	\$3,500	\$3,003	\$3,500	-	-	\$3,500
PROGRAM EXPENSE	\$965	\$4,400	\$932	-	-	\$932
TRAVEL TRAINING	\$15,000	\$14,598	\$16,000	\$8,500	-	\$16,000
PROFESSIONAL SERVICES	\$0	-	\$0	-	-	\$0
UTILITIES	\$500	\$289	\$500	-	-	\$500
ROLLOVER	\$0	-	-	-	-	-
EXPENSES TOTAL	\$946,492	\$628,141	\$958,830	\$49,139	-	\$958,830
Revenues						
LOCAL REVENUES	\$0	-	\$0	-	-	\$0
APPLIED ROLLOVER (REV)	\$0	-	\$0	-	-	\$0
OTHER REVENUES	\$0	-	\$0	-	-	\$0
STATE AID	\$0	-	\$0	-	-	\$0
FEDERAL AID	\$0	\$11,169	\$0	-	-	\$0
REVENUES TOTAL	\$0	\$11,169	\$0	-	-	\$0
Dept. Net Local	\$946,492	\$616,972	\$958,830	\$49,139	\$0	\$958,830

Full Time Equivalents

Position	2019	2020	2021	2022	2023	2024
FTE						
Administrative/Computer Assistant	0.00	1.00	0.00	0.00	0.00	0.00
Chief Deputy Clerk, Legislature	1.00	1.00	1.00	1.00	1.00	1.00
Clerk, Legislature	1.00	1.00	1.00	1.00	1.00	1.00
County Legislator	14.00	14.00	14.00	14.00	14.00	14.00
Deputy Clerk, Legislature	1.00	1.00	2.00	2.00	2.00	2.00
FTE	17.00	18.00	18.00	18.00	18.00	18.00

1010 - LEGISLATURE

	ACTUAL	ACTUALS	MOD BUD	TARGET	REQUEST	REC OTR	TOTAL REC
	FY2022	FY2023	FY2023	FY2024	FY2024	FY2024	FY2024
Total Expenses							
SALARY AND WAGES	\$307,419	\$201,243	\$310,300	\$319,725	--	--	\$319,725
PREMIUM PAY	--	--	\$0	\$0	--	--	\$0
FRINGE	\$144,827	\$87,696	\$137,060	\$141,223	--	--	\$141,223
OTHER CAPITAL EQUIPMENT	\$4,723	--	\$0	\$0	--	--	\$0
OTHER	\$1,816	\$3,607	\$11,000	\$11,000	--	--	\$11,000
OTHER SUPPLIES	\$470	\$186	\$500	\$500	--	--	\$500
PROGRAM EXPENSE	--	\$4,400	\$0	\$0	--	--	\$0
TRAVEL TRAINING	\$11,602	\$14,598	\$15,000	\$15,000	\$8,500	--	\$15,000
PROFESSIONAL SERVICES	--	--	\$0	\$0	--	--	\$0
UTILITIES	--	--	\$0	\$0	--	--	\$0
ROLLOVER	--	--	\$0	--	--	--	--
TOTAL EXPENSES TOTAL	\$470,858	\$311,729	\$473,860	\$487,448	\$8,500	--	\$487,448
Total Revenues							
LOCAL REVENUES	--	--	\$0	\$0	--	--	\$0
APPLIED ROLLOVER (REV)	--	--	\$0	\$0	--	--	\$0
OTHER REVENUES	--	--	\$0	\$0	--	--	\$0
TOTAL REVENUES TOTAL	--	--	\$0	\$0	--	--	\$0
Dept. Net Local	\$470,858	\$311,729	\$473,860	\$487,448	\$8,500	\$0	\$487,448

1040 - CLERK, LEGISLATURE

	ACTUAL	ACTUALS	MOD BUD	TARGET	REQUEST	REC OTR	TOTAL REC
	FY2022	FY2023	FY2023	FY2024	FY2024	FY2024	FY2024
Total Expenses							
SALARY AND WAGES	\$246,203	\$167,301	\$294,249	\$293,093	--	--	\$293,093
OVERTIME	\$227	--	\$0	\$0	--	--	\$0
PREMIUM PAY	\$10,769	\$1,544	\$2,250	\$1,000	--	--	\$1,000
FRINGE	\$121,386	\$73,600	\$130,964	\$129,901	--	--	\$129,901
OTHER FINANCE	--	--	\$0	\$0	--	--	\$0
OTHER CAPITAL EQUIPMENT	\$1,556	\$26	\$200	\$200	--	--	\$200
ALL OTHER CONTR. SVCS.	\$21,821	\$22,986	\$23,170	\$24,267	\$0	--	\$24,267
OTHER	\$1,671	\$856	\$2,450	\$2,450	--	--	\$2,450
OTHER SUPPLIES	\$4,178	\$2,578	\$3,000	\$3,000	--	--	\$3,000
PROGRAM EXPENSE	\$479	--	\$965	\$932	--	--	\$932
TRAVEL TRAINING	\$0	\$0	\$0	\$1,000	--	--	\$1,000
PROFESSIONAL SERVICES	--	--	\$0	\$0	--	--	\$0
UTILITIES	\$396	\$257	\$500	\$500	--	--	\$500
ROLLOVER	--	--	\$0	--	--	--	--
TOTAL EXPENSES TOTAL	\$408,686	\$269,148	\$457,748	\$456,343	\$0	--	\$456,343
Total Revenues							
LOCAL REVENUES	--	--	\$0	\$0	--	--	\$0
APPLIED ROLLOVER (REV)	--	--	\$0	\$0	--	--	\$0
OTHER REVENUES	--	--	\$0	\$0	--	--	\$0
STATE AID	--	--	\$0	\$0	--	--	\$0
FEDERAL AID	\$66,556	\$11,169	\$0	\$0	--	--	\$0
TOTAL REVENUES TOTAL	\$66,556	\$11,169	\$0	\$0	--	--	\$0
Dept. Net Local	\$342,130	\$257,979	\$457,748	\$456,343	\$0	\$0	\$456,343

1920 - MUNICIPAL DUES

	ACTUAL	ACTUALS	MOD BUD	TARGET	REQUEST	REC OTR	TOTAL REC
	FY2022	FY2023	FY2023	FY2024	FY2024	FY2024	FY2024
Total Expenses							
OTHER	\$14,213	\$14,578	\$14,884	\$15,039	-	-	\$15,039
PROGRAM EXPENSE	-	-	\$0	\$0	-	-	\$0
ROLLOVER	-	-	\$0	-	-	-	-
TOTAL EXPENSES TOTAL	\$14,213	\$14,578	\$14,884	\$15,039	-	-	\$15,039
Total Revenues							
-	-	-	-	-	-	-	-
TOTAL REVENUES TOTAL	0	0	0	0	0	0	0
Dept. Net Local	\$14,213	\$14,578	\$14,884	\$15,039	\$0	\$0	\$15,039

LEGISLATURE & CLERK OF THE LEGISLATURE - OTR

2024 Over Target Requests (OTRs)

Over Target Requests Summary

	TARGET	REQ TARGET	REQ ONETIME	REC ONETIME	TOTAL REC
	FY2024	FY2024	FY2024	FY2024	FY2024
Expenses					
Legislature	\$958,830	\$17,357	\$31,782	-	\$958,830
EXPENSES TOTAL	\$958,830	\$17,357	\$31,782	-	\$958,830
Revenues					
Legislature	\$0	-	-	-	\$0
REVENUES TOTAL	\$0	-	-	-	\$0
Revenues - Expenses	\$958,830	\$17,357	\$31,782	\$0	\$958,830

Department Request

1040 - Legislature - Software Upgrade to Legistar - Service Contract with Granicus - OTR ONETIME Priority 1 New Initiative Onetime

This one-time funding request is for an upgrade to our meeting management software that will allow the office to move from Minute Traq to Legistar through the Granicus platform. There has been a long-time concern of staff for the past five years that Minute Traq will be sunsetting in the near future. Although Minute Traq continues to be "maintained" through Granicus, there have not been any significant upgrades to the software in a number of years. Currently, we have experienced "issues" with Minute Traq that require additional "behind the scenes" work by staff to make the finished product appear correct/normal. Moving to Legistar would allow for additional control over administration and configuration of software. Which could provide enhanced streaming solutions and improved software maintenance with new features and functionality. In addition, the agenda component of Legistar meets higher ADA standards and the software is easier to use with a more intuitive user interface. Legistar will offer a one-of-a-kind public portal that will provide a major increase in transparency and public access to information. The move to Legistar could provide improved future access to a greater Granicus platform and integrations, as well as including a possible boards and commissions component.

County Administrator Recommendation

The County Administrator is unable to recommend the target increase to allow the department to upgrade the Granicus software, so this onetime request is also being denied due to fiscal constraints.

1040 - Legislature - Software Upgrade to Legistar - Service

Functional Unit	Account Code	Line Item Description	Account Number Description	Amount
1040	54425	Onetime	SERVICE CONTRACTS	\$31,782
				\$31,782

Department Request

1040 - Legislature Software Upgrade Maintenance & Service Contract Target Increase - OTR Priority 2 New Initiative Target

Target funding request for subscription and ongoing maintenance cost associated with Legislator software through Granicus. The subscription fees and ongoing maintenance fees will include annual maintenance for Legislator software, Government Transparency Suite, meeting Efficiency Suite, Open Platform Suite, Agenda and Meeting Management, and Granicus Encoding Appliance Software.

County Administrator Recommendation

Unable to recommend this year due to fiscal constraints.

Proposal Name	Functional Unit	Account Code	Account Number Description	Amount
1040 - Legislature Software Upgrade Maintenance & Service Contract Increase - OTR TARGET	1040	54425	SERVICE CONTRACTS	\$8,857
				\$8,857

Department Request

1010-54412 Legislature Travel and Training - OTR TARGET Priority None New Initiative Target

1010-54412 Legislature Travel and Training Target Increase as requested and discussed at the 8/3/2023 Government Operations Committee meeting. Increase the total budget to \$23,500.

County Administrator Recommendation

Unable to recommend this year due to fiscal constraints.

1010-54412 Legislature Travel and Training - OTR

Functional Unit	Account Code	Line Item Description	Account Number Description	Amount
1010	54412	TARGET	TRAVEL/TRAINING	\$8,500
				\$8,500

OUTSIDE COLLEGES

2024 Operating Budget

Department Overview

This budgeting unit holds the appropriation with which Tompkins County fulfills the state-mandate to reimburse tuition expenses for Tompkins County residents attending community colleges outside Tompkins County.



Consolidated Budget - Expenditures & Revenues

	MODIFIED BUDGET	ACTUALS	TARGET	REQUESTED	CNTY ADMIN	TOTAL REC
	FY2023	FY2023	2024	2024	2024	2024
Expenses						
PROGRAM EXPENSE	\$400,000	\$249,801	\$450,000	-	-	\$450,000
EXPENSES TOTAL	\$400,000	\$249,801	\$450,000	-	-	\$450,000
Revenues						
OTHER REVENUES	\$0	-	\$0	-	-	\$0
REVENUES TOTAL	\$0	-	\$0	-	-	\$0
Dept. Net Local	\$400,000	\$249,801	\$450,000	\$0	\$0	\$450,000

2490 - COMM.COLLO'SIDE COUNTY

	ACTUAL	ACTUALS	MOD BUD	TARGET	REQUEST	REC OTR	TOTAL REC
	FY2022	FY2023	FY2023	2024	2024	2024	2024
Total Expenses							
PROGRAM EXPENSE	\$425,546	\$249,801	\$400,000	\$450,000	-	-	\$450,000
TOTAL EXPENSES TOTAL	\$425,546	\$249,801	\$400,000	\$450,000	-	-	\$450,000
Total Revenues							
OTHER REVENUES	-	-	\$0	\$0	-	-	\$0
TOTAL REVENUES TOTAL	-	-	\$0	\$0	-	-	\$0
Dept. Net Local	\$425,546	\$249,801	\$400,000	\$450,000	\$0	\$0	\$450,000

PLANNING AND SUSTAINABILITY, DEPARTMENT OF

2024 Operating Budget

Department Overview

The County Charter charges the Department of Planning and Sustainability with preparing a comprehensive plan for the development of the county; collecting and distributing data and information on the County's population, land use, housing, environment, and community facilities; preparing planning studies and analyses; coordinating sustainability efforts within County government and collaborating with others on community-wide and regional sustainability efforts; and acting as a resource for county agencies and communities seeking funding from sources other than County government. The Department's focus is on implementing the Tompkins County Comprehensive Plan, and related strategies in the areas of housing, energy, conservation, development, and tourism. The Department is also responsible for administration of the County's Tourism Promotion program and, starting in 2023, the County's Transportation Planning program.



Consolidated Budget - Expenditures & Revenues

	MODIFIED BUDGET	ACTUALS	TARGET	REQUESTED	CNTY ADMIN	TOTAL REC
	FY2023	FY2023	FY2024	FY2024	FY2024	FY2024
Expenses						
SALARY AND WAGES	\$869,659	\$596,192	\$869,760	--	--	\$869,230
OVERTIME	\$0	--	\$0	--	--	\$0
PREMIUM PAY	\$7,750	\$7,250	\$6,000	--	--	\$6,000
FRINGE	\$386,096	\$262,937	\$386,823	--	--	\$387,353
OTHER FINANCE	\$0	--	\$0	--	--	\$0
OTHER CAPITAL EQUIPMENT	\$600	\$3,651	\$600	--	--	\$600
AUTOMOTIVE EQUIPMENT	\$0	--	\$0	--	--	\$0
ALL OTHER CONTR. SVCS.	\$6,300	\$2,848	\$7,550	--	--	\$7,550
OTHER	\$30,884	\$28,516	\$31,344	\$4,474	--	\$31,344
OTHER SUPPLIES	\$3,000	\$652	\$4,050	--	--	\$4,050
VEHICLES FUEL AND MAINTENANCE	\$500	\$478	\$100	--	--	\$100
MAINTENANCE	\$0	--	\$0	--	--	\$0
PROGRAM EXPENSE	\$121,925	\$19,146	\$69,625	\$20,000	--	\$69,625
TRAVEL TRAINING	\$8,840	\$5,187	\$4,632	--	--	\$4,632
RENT	\$250	--	\$250	--	--	\$250
PROFESSIONAL SERVICES	\$404,675	\$79,490	\$7,000	\$60,000	\$60,000	\$67,000
UTILITIES	\$900	\$496	\$900	--	--	\$900
ROLLOVER	\$0	--	--	--	--	--
EXPENSES TOTAL	\$1,841,379	\$1,006,842	\$1,388,634	\$84,474	\$60,000	\$1,448,634
Revenues						
LOCAL REVENUES	\$175,173	\$174,492	\$174,803	--	--	\$174,803
APPLIED ROLLOVER (REV)	\$0	--	\$0	--	--	\$0
OTHER REVENUES	\$132,615	\$606	\$600	--	--	\$600
INTERFUND TRANSFER AND REVENUE	\$5,000	--	\$5,000	--	--	\$5,000
STATE AID	\$40,000	\$7,134	\$43,000	--	--	\$43,000
FEDERAL AID	\$60,000	\$54,848	\$0	--	--	\$0
REVENUES TOTAL	\$412,788	\$237,080	\$223,403	--	--	\$223,403
Dept. Net Local	\$1,428,591	\$769,762	\$1,165,231	\$84,474	\$60,000	\$1,225,231

Full Time Equivalents

Position	2019	2020	2021	2022	2023	2024
FTE						
Administrative Assistant - Level 3	1.00	1.00	1.00	1.00	1.00	1.00
Associate Planner	2.00	2.00	2.00	2.00	1.00	1.00
Chief Sustainability Officer	0.00	0.00	0.00	1.00	1.00	1.00
Commissioner Planning & Sustainability	1.00	1.00	1.00	1.00	1.00	1.00
Deputy Commiss Planning Sustainability	1.00	1.00	1.00	1.00	1.00	1.00
Environmental Planner II	0.00	0.00	0.00	0.00	1.00	1.00
GIS Analyst	0.88	0.88	0.00	0.00	0.00	0.00
Housing & Community Dev Planner II	0.00	0.00	0.00	0.00	1.00	1.00
Planning Administrator	1.00	1.00	1.00	1.00	1.00	1.00
Principal Account Clerk Typist	0.88	0.88	1.00	1.00	1.00	1.00
Principal Planner Tourism Prgm Dir	1.00	1.00	1.00	1.00	1.00	1.00
Project Assistant	0.00	0.00	0.00	0.15	0.15	0.00
Senior Planner	2.00	2.00	2.00	2.00	0.00	0.00
Sustainability Coordinator II	0.00	0.00	0.00	0.00	1.00	1.00
FTE	10.76	10.76	10.00	11.15	11.15	11.00

8020 - COMMUNITY PLANNING

	ACTUAL	ACTUALS	MOD BUD	TARGET	REQUEST	REC OTR	TOTAL REC
	FY2022	FY2023	FY2023	FY2024	FY2024	FY2024	FY2024
Total Expenses							
SALARY AND WAGES	\$770,662	\$562,920	\$869,659	\$869,230	–	–	\$869,230
OVERTIME	–	–	\$0	\$0	–	–	\$0
PREMIUM PAY	\$28,443	\$7,250	\$7,750	\$6,000	–	–	\$6,000
FRINGE	\$376,379	\$248,471	\$386,096	\$387,353	–	–	\$387,353
OTHER FINANCE	–	–	\$0	\$0	–	–	\$0
OTHER CAPITAL EQUIPMENT	\$9,014	\$3,651	\$600	\$600	–	–	\$600
AUTOMOTIVE EQUIPMENT	–	–	\$0	\$0	–	–	\$0
ALL OTHER CONTR. SVCS.	\$4,096	\$2,763	\$6,300	\$7,550	–	–	\$7,550
OTHER	\$24,975	\$28,513	\$30,884	\$31,344	\$4,474	–	\$31,344
OTHER SUPPLIES	\$1,499	\$631	\$3,000	\$4,050	–	–	\$4,050
VEHICLES FUEL AND MAINTENANCE	–	\$478	\$500	\$100	–	–	\$100
MAINTENANCE	–	–	\$0	\$0	–	–	\$0
PROGRAM EXPENSE	\$44,154	\$19,146	\$121,925	\$69,625	\$20,000	–	\$69,625
TRAVEL TRAINING	\$2,949	\$4,977	\$8,840	\$4,632	–	–	\$4,632
RENT	\$150	–	\$250	\$250	–	–	\$250
PROFESSIONAL SERVICES	\$200,819	\$79,490	\$404,675	\$7,000	\$60,000	\$60,000	\$67,000
UTILITIES	\$679	\$441	\$900	\$900	–	–	\$900
ROLLOVER	–	–	\$0	–	–	–	–
TOTAL EXPENSES TOTAL	\$1,463,818	\$958,728	\$1,841,379	\$1,388,634	\$84,474	\$60,000	\$1,448,634
Total Revenues							
LOCAL REVENUES	\$156,392	\$174,492	\$175,173	\$174,803	–	–	\$174,803
APPLIED ROLLOVER (REV)	–	–	\$0	\$0	–	–	\$0
OTHER REVENUES	\$2,744	–	\$132,615	\$600	–	–	\$600
INTERFUND TRANSFER AND REVENUE	\$27,170	–	\$5,000	\$5,000	–	–	\$5,000
STATE AID	\$185,047	\$7,134	\$40,000	\$43,000	–	–	\$43,000
FEDERAL AID	\$86,992	\$54,848	\$60,000	\$0	–	–	\$0
TOTAL REVENUES TOTAL	\$458,345	\$236,474	\$412,788	\$223,403	–	–	\$223,403
Dept. Net Local	\$1,005,473	\$722,254	\$1,428,591	\$1,165,231	\$84,474	\$60,000	\$1,225,231

PLANNING AND SUSTAINABILITY, DEPARTMENT OF - OTR

2024 Over Target Requests (OTRs)

Over Target Requests Summary

	TARGET	REQ TARGET	REQ ONETIME	REC ONETIME	TOTAL REC
	FY2024	FY2024	FY2024	FY2024	FY2024
Expenses					
Planning and Sustainability, Department of	\$1,388,634	\$24,474	\$60,000	\$60,000	\$1,448,634
EXPENSES TOTAL	\$1,388,634	\$24,474	\$60,000	\$60,000	\$1,448,634
Revenues					
Planning and Sustainability, Department of	\$223,403	-	-	-	\$223,403
REVENUES TOTAL	\$223,403	-	-	-	\$223,403
Revenues - Expenses	\$1,165,231	\$24,474	\$60,000	\$60,000	\$1,225,231

Department Request

**8020 - Planning - Housing Affordability and Supportive Infrastructure Grant Program - OTR
Priority 1 Continuation of Previous Years
OTR Target**

County Administrator Recommendation

Unable to support this request due to fiscal constraints.

This program supports municipalities working to address their community's housing shortage by providing funding to allow them to hire consultants or staff to write grants, develop plans, and create implementation strategies that encourage and expand housing availability and affordability.

This request would continue an existing program that has been funded by the Legislature for four years - in 2019 (\$50,000), 2021 (\$15,000), 2022 (\$15,000) and 2023 (\$15,000). The program continues to effect meaningful change and for 2024, it is being proposed to be incorporated into the Department's target budget at a slightly higher amount (\$20,000) to allow support for one additional project each year and provide ongoing collaboration and financial support to municipal partners.

History of Program Awards and Outcomes: As of August 3, 2023, a total of 8 projects have been awarded funds: 3 have been completed (Village of Dryden's CDBG Housing Rehabilitation Application, Town of Danby's CDBG Housing Rehabilitation Application, and Town of Lansing's Town Center Traffic Study), 3 are underway or about to be initiated (Town of Danby's CDBG Rental Rehabilitation Application, Village of Dryden's CDBG Housing Rehabilitation Application, and Town of Ithaca's South Hill Financial Feasibility Study), and 2 withdrew their funding requests after they either found other funding or decided to pursue other solutions (Town of Danby's Septic Oriented

Development Hamlet Center Study and Town of Lansing's Town Center Generic Environmental Impact Statement).

Program assistance has thus far resulted in \$1 M in CDBG awards for housing rehabilitation projects to two local governments (Village of Dryden and Town of Danby) that used these funds to apply for those grants.

Functional Unit	Account Code	Line Item Description	Account Number Description	Amount
8020	54400	Target	PROGRAM EXPENSE	\$20,000
				\$20,000

Department Request

8020 - Planning - Broadband Planning Assistance - OTR

Priority 2 Maintenance of Effort Onetime

As part of the 2022 budget, the Legislature approved a one-time Over-Target Request, in the amount of \$60,000, to hire a consultant to help with broadband expansion in Tompkins County. As part of the 2023 budget, the Legislature approved an additional year of funding at the same level for broadband planning assistance. A consultant has been working with the County to provide assistance and advice on broadband planning, including data collection and analysis, identification of funding sources, engagement with local Internet Service Providers, and development of tailored options to expand broadband infrastructure.

This 2024 budget request would provide an additional allocation of \$60,000 to use only as needed to continue the Legislature's initiative. It is anticipated that consulting services will be required in 2024 to implement the selected options, apply for grant funding, and review technical specifications to implement next steps to provide broadband access to unserved locations.

Broadband Planning Assistant

Functional Unit	Account Code	Line Item Description	Account Number Description	Amount
8020	54442	One-Time	PROFESSIONAL SERVICES	\$60,000
				\$60,000

County Administrator Recommendation

Recommending this onetime over target request to support the broadband expansion plan.

Department Request

8020 - Planning - County Membership - Dues Increases - OTR Priority 3 Maintenance of Effort Target

Two organizations of which the County has been a member proposed increases to annual membership dues to gradually increase over a three-year period, beginning in 2022. The 2022 and 2023 increases were approved as Over-Target Requests by the Legislature. The current request would cover the increases scheduled for 2024:

a) Cayuga Lake Watershed Intermunicipal Organization (CLWIO). The purpose of CLWIO is "to bring the watershed municipalities together to work collectively and collaboratively on monitoring, protecting, and restoring the health of the watershed." The scheduled dues increase for 2024 is \$2,874, bringing annual dues to \$11,497 in 2024.

b) Southern Tier 8 Regional Board (ST8). The mission of ST8 is to "partner with member counties to identify and address multi-county issues in order to improve the quality of life within the region." The scheduled dues increase for 2024 is \$1,600, bringing annual dues to \$16,000 in 2024.

County Administrator Recommendation

Unable to support this request due to fiscal constraints.

Planning - County Membership Dues Increase

Functional Unit	Account Code	Line Item Description	Account Number Description	Amount
8020	54416		MEMBERSHIP DUES	\$1,600
8020	54416		MEMBERSHIP DUES	\$2,874
				\$4,474

PROBATION AND COMMUNITY JUSTICE

2024 Operating Budget

Department Overview

The Department of Probation and Community Justice provides the following mandatory services, stipulated within the Executive Law, as follows: (1) Intake, defined as a service for Family Court cases, designed to resolve problems on a voluntary basis and refer only those matters that require Court intervention; (2) Investigations, defined as a service whereby Probation Officers look into the legal and social background of persons who have been convicted of crimes, or of those charged with violations of articles within the Family Court Act, or of persons interested in finalizing a private adoption, in order to offer a recommendation to the Court with regard to sentence or disposition;

(3) Supervision, defined as the monitoring of individuals sentenced to or placed on Probation, for the purpose of guaranteeing their compliance with specific Court-ordered conditions. The Probation Department also offers discretionary services including a wide range of alternative programs, designed to function together as a system of graduated sanctions. The services include differential supervision, community service, specialized caseloads, electronic monitoring, drug courts, and day reporting. Additionally, probation officers conduct drug testing and monitor compliance. When probationers fail to comply with their conditions of Probation, officers are charged with the responsibility of reporting to the courts and, if necessary, filing a Violation of Probation. Additionally, clients who perform well while under supervision are recommended for early discharge from Probation.



Consolidated Budget - Expenditures & Revenues

	MODIFIED BUDGET	ACTUALS	TARGET	REQUESTED	CNTY ADMIN	TOTAL REC
	FY2023	FY2023	FY2024	FY2024	FY2024	FY2024
Expenses						
SALARY AND WAGES	\$2,439,551	\$1,561,223	\$2,348,382	\$69,805	–	\$2,348,383
OVERTIME	\$0	\$235	\$0	–	–	\$0
PREMIUM PAY	\$28,750	\$73,488	\$29,750	\$0	–	\$29,750
FRINGE	\$1,078,765	\$710,839	\$1,050,421	\$30,833	–	\$1,050,420
OTHER FINANCE	\$0	–	\$0	–	–	\$0
OTHER CAPITAL EQUIPMENT	\$0	\$1,899	\$0	–	–	\$0
AUTOMOTIVE EQUIPMENT	\$0	\$64,990	\$0	–	–	\$0
ALL OTHER CONTR. SVCS.	\$0	–	\$0	–	–	\$0
OTHER	\$17,000	\$7,547	\$17,000	–	–	\$17,000
OTHER SUPPLIES	\$23,870	\$9,101	\$15,469	–	–	\$15,469
VEHICLES FUEL AND MAINTENANCE	\$5,000	\$1,779	\$5,000	–	–	\$5,000
MAINTENANCE	\$0	–	\$0	–	–	\$0
PROGRAM EXPENSE	\$132,871	\$3,181	\$41,410	–	–	\$41,410
TRAVEL TRAINING	\$17,630	\$14,591	\$26,079	–	–	\$26,079
RENT	\$0	–	\$0	–	–	\$0
PROFESSIONAL SERVICES	\$111,392	\$43,244	\$90,201	–	–	\$90,201
UTILITIES	\$7,140	\$4,007	\$7,140	–	–	\$7,140
ROLLOVER	\$0	–	–	–	–	–
EXPENSES TOTAL	\$3,861,969	\$2,496,124	\$3,630,852	\$100,638	–	\$3,630,852
Revenues						
LOCAL REVENUES	\$44,964	\$12,517	\$32,000	–	–	\$32,000
APPLIED ROLLOVER (REV)	\$0	–	\$0	–	–	\$0
OTHER REVENUES	\$337,624	\$439,835	\$337,624	–	–	\$337,624
INTERFUND TRANSFER AND REVENUE	\$0	–	\$0	–	–	\$0
STATE AID	\$483,847	\$346,603	\$344,189	–	–	\$344,189
FEDERAL AID	\$0	–	\$0	–	–	\$0
REVENUES TOTAL	\$866,435	\$798,955	\$713,813	–	–	\$713,813
Dept. Net Local	\$2,995,534	\$1,697,169	\$2,917,039	\$100,638	\$0	\$2,917,039

Full Time Equivalents

Position	2019	2020	2021	2022	2023	2024
FTE						
Account Clerk Typist	0.00	1.00	1.00	0.00	0.00	0.00
Administrative Assistant Level 2	1.00	0.00	0.00	1.00	1.00	1.00
Administrative Assistant	1.00	0.00	0.00	0.00	0.00	0.00
Administrative Assistant-Level 3	1.00	2.00	1.00	0.00	0.00	0.00
Administrative Services Coordinator	1.00	1.00	1.00	1.00	1.00	1.00
Deputy Probation Director	1.00	1.00	1.00	1.00	1.00	1.00
Principal Account Clerk Typist	0.00	1.00	1.00	1.00	1.00	1.00
Probation Assistant	1.00	1.00	1.00	1.00	1.00	1.00
Probation Director	1.00	1.00	1.00	1.00	1.00	1.00
Probation Officer	13.00	13.00	11.00	11.00	10.00	9.00
Probation Supervisor	3.00	3.00	3.00	3.00	3.00	3.00
Probation Systems Analyst	1.00	1.00	1.00	1.00	1.00	1.00
Security Officer	1.00	1.00	1.00	1.00	1.00	1.00
Senior Account Clerk/Typist	1.00	0.00	0.00	1.00	1.00	1.00
Senior Probation Officer	7.50	7.00	7.00	7.00	8.00	8.00
Work Project Supervisor	2.00	2.00	2.00	2.00	2.00	2.00
Workforce Development Specialist	1.00	1.00	0.00	0.00	0.00	0.00
FTE	36.50	36.00	32.00	32.00	32.00	31.00

3140 - PLNG. & COORD. (PROBAT.)

	ACTUAL	ACTUALS	MOD BUD	TARGET	REQUEST	REC OTR	TOTAL REC
	FY2022	FY2023	FY2023	2024	2024	2024	2024
Total Expenses							
SALARY AND WAGES	\$157,626	\$100,948	\$155,195	\$154,524	-	-	\$154,524
OVERTIME	-	-	\$0	\$0	-	-	\$0
PREMIUM PAY	\$3,250	\$1,750	\$2,375	\$2,625	-	-	\$2,625
FRINGE	\$75,820	\$44,755	\$69,599	\$69,413	-	-	\$69,413
OTHER FINANCE	-	-	\$0	\$0	-	-	\$0
OTHER CAPITAL EQUIPMENT	-	-	\$0	\$0	-	-	\$0
AUTOMOTIVE EQUIPMENT	-	-	\$0	\$0	-	-	\$0
ALL OTHER CONTR. SVCS.	-	-	\$0	\$0	-	-	\$0
OTHER	-	-	\$0	\$0	-	-	\$0
OTHER SUPPLIES	\$0	-	\$0	\$0	-	-	\$0
VEHICLES FUEL AND MAINTENANCE	-	-	\$0	\$0	-	-	\$0
PROGRAM EXPENSE	-	-	\$0	\$0	-	-	\$0
TRAVEL TRAINING	-	-	\$0	\$0	-	-	\$0
RENT	-	-	\$0	\$0	-	-	\$0
PROFESSIONAL SERVICES	-	-	\$0	\$0	-	-	\$0
UTILITIES	-	-	\$0	\$0	-	-	\$0
ROLLOVER	-	-	\$0	-	-	-	-
TOTAL EXPENSES TOTAL	\$236,697	\$147,453	\$227,169	\$226,562	-	-	\$226,562
Total Revenues							
LOCAL REVENUES	-	-	\$0	\$0	-	-	\$0
APPLIED ROLLOVER (REV)	-	-	\$0	\$0	-	-	\$0
OTHER REVENUES	\$42,536	\$33,226	\$44,673	\$44,673	-	-	\$44,673
INTERFUND TRANSFER AND REVENUE	-	-	\$0	\$0	-	-	\$0
STATE AID	\$7,144	\$18,109	\$18,076	\$18,470	-	-	\$18,470
TOTAL REVENUES TOTAL	\$49,680	\$51,335	\$62,749	\$63,143	-	-	\$63,143
Dept. Net Local	\$187,017	\$96,118	\$164,420	\$163,419	\$0	\$0	\$163,419

3141 - ALTERNATIVES TO INCARC.

	ACTUAL	ACTUALS	MOD BUD	TARGET	REQUEST	REC OTR	TOTAL REC
	FY2022	FY2023	FY2023	2024	2024	2024	2024
Total Expenses							
SALARY AND WAGES	\$581,396	\$381,357	\$773,171	\$834,955	-	-	\$834,955
OVERTIME	\$3,739	\$0	\$0	\$0	-	-	\$0
PREMIUM PAY	\$25,736	\$34,294	\$11,900	\$12,650	-	-	\$12,650
FRINGE	\$287,808	\$181,147	\$338,153	\$374,387	-	-	\$374,387
OTHER CAPITAL EQUIPMENT	-	-	\$0	\$0	-	-	\$0
AUTOMOTIVE EQUIPMENT	-	-	\$0	\$0	-	-	\$0
ALL OTHER CONTR. SVCS.	-	-	\$0	\$0	-	-	\$0
OTHER	\$2,519	\$1,373	\$4,350	\$4,350	-	-	\$4,350
OTHER SUPPLIES	\$1,154	\$801	\$2,540	\$2,540	-	-	\$2,540
VEHICLES FUEL AND MAINTENANCE	\$4,389	\$1,528	\$5,000	\$5,000	-	-	\$5,000
MAINTENANCE	-	-	\$0	\$0	-	-	\$0
PROGRAM EXPENSE	\$6,789	-	\$6,907	\$7,296	-	-	\$7,296
TRAVEL TRAINING	\$2,083	\$3,517	\$3,476	\$5,165	-	-	\$5,165
PROFESSIONAL SERVICES	\$11,923	\$12,303	\$24,025	\$22,025	-	-	\$22,025
UTILITIES	\$675	\$450	\$960	\$960	-	-	\$960
ROLLOVER	-	-	\$0	-	-	-	-
TOTAL EXPENSES TOTAL	\$928,210	\$616,769	\$1,170,482	\$1,269,328	-	-	\$1,269,328
Total Revenues							
LOCAL REVENUES	\$1,243	\$462	\$1,000	\$1,000	-	-	\$1,000
APPLIED ROLLOVER (REV)	-	-	\$0	\$0	-	-	\$0
OTHER REVENUES	\$2,022	\$2,286	\$10,000	\$10,000	-	-	\$10,000
STATE AID	\$33,645	\$112,464	\$111,601	\$126,775	-	-	\$126,775
FEDERAL AID	-	-	\$0	\$0	-	-	\$0
TOTAL REVENUES TOTAL	\$36,909	\$115,212	\$122,601	\$137,775	-	-	\$137,775
Dept. Net Local	\$891,300	\$501,557	\$1,047,881	\$1,131,553	\$0	\$0	\$1,131,553

3142 - PROBATION INTAKE/INVESTIG

	ACTUAL	ACTUALS	MOD BUD	TARGET	REQUEST	REC OTR	TOTAL REC
	FY2022	FY2023	FY2023	2024	2024	2024	2024
Total Expenses							
SALARY AND WAGES	\$1,486,922	\$926,346	\$1,408,628	\$1,256,724	\$0	--	\$1,256,724
OVERTIME	\$11,084	\$59	\$0	\$0	--	--	\$0
PREMIUM PAY	\$42,807	\$30,180	\$12,150	\$12,150	\$0	--	\$12,150
FRINGE	\$725,753	\$415,297	\$624,687	\$560,462	\$0	--	\$560,462
OTHER CAPITAL EQUIPMENT	\$13,145	\$1,899	\$0	\$0	--	--	\$0
AUTOMOTIVE EQUIPMENT	--	\$64,990	\$0	\$0	--	--	\$0
ALL OTHER CONTR. SVCS.	--	--	\$0	\$0	--	--	\$0
OTHER	\$9,017	\$5,787	\$12,650	\$12,650	--	--	\$12,650
OTHER SUPPLIES	\$20,431	\$3,205	\$11,431	\$11,429	--	--	\$11,429
MAINTENANCE	--	--	\$0	\$0	--	--	\$0
PROGRAM EXPENSE	\$32,707	\$2,522	\$125,964	\$34,114	--	--	\$34,114
TRAVEL TRAINING	\$7,312	\$10,843	\$13,904	\$20,664	--	--	\$20,664
PROFESSIONAL SERVICES	\$18,015	\$14,121	\$43,217	\$27,454	--	--	\$27,454
UTILITIES	\$4,174	\$2,875	\$5,340	\$5,340	--	--	\$5,340
ROLLOVER	--	--	\$0	--	--	--	--
TOTAL EXPENSES TOTAL	\$2,371,367	\$1,478,124	\$2,257,971	\$1,940,987	\$0	--	\$1,940,987
Total Revenues							
LOCAL REVENUES	\$18,667	\$12,055	\$31,000	\$31,000	--	--	\$31,000
APPLIED ROLLOVER (REV)	--	--	\$0	\$0	--	--	\$0
OTHER REVENUES	\$284,910	\$404,323	\$282,951	\$282,951	--	--	\$282,951
INTERFUND TRANSFER AND REVENUE	--	--	\$0	\$0	--	--	\$0
STATE AID	\$172,237	\$200,965	\$339,163	\$183,614	--	--	\$183,614
FEDERAL AID	--	--	\$0	\$0	--	--	\$0
TOTAL REVENUES TOTAL	\$475,813	\$617,343	\$653,114	\$497,565	--	--	\$497,565
Dept. Net Local	\$1,895,554	\$860,782	\$1,604,857	\$1,443,422	\$0	\$0	\$1,443,422

3160 - ATI INITIATIVES

	ACTUAL	ACTUALS	MOD BUD	TARGET	REQUEST	REC OTR	TOTAL REC
	FY2022	FY2023	FY2023	2024	2024	2024	2024
Total Expenses							
SALARY AND WAGES	\$141,673	\$66,771	\$102,557	\$102,182	--	--	\$102,182
OVERTIME	\$520	--	\$0	\$0	--	--	\$0
PREMIUM PAY	\$5,154	\$3,000	\$2,325	\$2,325	--	--	\$2,325
FRINGE	\$69,415	\$30,404	\$46,326	\$46,161	--	--	\$46,161
OTHER CAPITAL EQUIPMENT	--	--	\$0	\$0	--	--	\$0
ALL OTHER CONTR. SVCS.	--	--	\$0	\$0	--	--	\$0
OTHER	--	--	\$0	\$0	--	--	\$0
OTHER SUPPLIES	\$2,067	\$1,216	\$1,500	\$1,500	--	--	\$1,500
MAINTENANCE	--	--	\$0	\$0	--	--	\$0
PROGRAM EXPENSE	--	--	\$0	\$0	--	--	\$0
TRAVEL TRAINING	\$100	\$100	\$250	\$250	--	--	\$250
RENT	--	--	\$0	\$0	--	--	\$0
PROFESSIONAL SERVICES	\$20,226	\$14,365	\$30,609	\$31,451	--	--	\$31,451
UTILITIES	\$705	\$477	\$840	\$840	--	--	\$840
ROLLOVER	--	--	\$0	--	--	--	--
TOTAL EXPENSES TOTAL	\$239,860	\$116,332	\$184,407	\$184,709	--	--	\$184,709
Total Revenues							
LOCAL REVENUES	--	--	\$0	\$0	--	--	\$0
APPLIED ROLLOVER (REV)	--	--	\$0	\$0	--	--	\$0
OTHER REVENUES	--	--	\$0	\$0	--	--	\$0
STATE AID	\$1,054	\$15,065	\$15,007	\$15,330	--	--	\$15,330
FEDERAL AID	--	--	\$0	\$0	--	--	\$0
TOTAL REVENUES TOTAL	\$1,054	\$15,065	\$15,007	\$15,330	--	--	\$15,330
Dept. Net Local	\$238,807	\$101,267	\$169,400	\$169,379	\$0	\$0	\$169,379

3994 - RE-ENTRY PROGRAM

	ACTUAL	ACTUALS	MOD BUD	TARGET	REQUEST	REC OTR	TOTAL REC
	FY2022	FY2023	FY2023	2024	2024	2024	2024
Total Expenses							
PROFESSIONAL SERVICES	\$3,166	\$913	\$8,976	\$9,271	--	--	\$9,271
TOTAL EXPENSES TOTAL	\$3,166	\$913	\$8,976	\$9,271	--	--	\$9,271
Total Revenues							
--	--	--	--	--	--	--	--
TOTAL REVENUES TOTAL	0	0	0	0	0	0	0
Dept. Net Local	\$3,166	\$913	\$8,976	\$9,271	\$0	\$0	\$9,271

RECYCLING AND MATERIALS MANAGEMENT, DEPARTMENT OF

2024 Operating Budget

Department Overview

The mission of the Recycling and Materials Management Department is to develop and implement a sustainable materials management strategy for Tompkins County. With a focus on the state's solid waste management hierarchy, this approach utilizes and prioritizes environmentally sound, cost-effective, socially responsible, and safe practices. This is accomplished through coordinated administrative, operational, and educational programs that maximize diversion with the 4R's (Reduce, Reuse, Recycle, and Rebuy) as a focal point.



Consolidated Budget - Expenditures & Revenues

	MODIFIED BUDGET	ACTUALS	TARGET	REQUESTED	CNTY ADMIN	TOTAL REC
	FY2023	FY2023	FY2024	FY2024	FY2024	FY2024
Expenses						
SALARY AND WAGES	\$953,939	\$577,300	\$1,018,095	-	-	\$1,018,096
OVERTIME	\$3,000	\$876	\$4,330	-	-	\$4,330
PREMIUM PAY	\$9,000	\$11,679	\$9,500	-	-	\$9,500
FRINGE	\$426,657	\$257,046	\$427,391	-	-	\$427,391
OTHER FINANCE	\$176,516	-	\$176,516	-	-	\$176,516
OTHER CAPITAL EQUIPMENT	\$53,100	\$16,447	\$12,650	-	-	\$12,650
AUTOMOTIVE EQUIPMENT	\$0	-	\$0	-	-	\$0
HIGHWAY EQUIPMENT	\$25,500	-	\$25,500	-	-	\$25,500
ALL OTHER CONTR. SVCS.	\$34,196	\$9,804	\$26,198	-	-	\$26,198
OTHER	\$177,571	\$125,071	\$177,913	-	-	\$177,913
OTHER SUPPLIES	\$191,470	\$37,853	\$117,435	-	-	\$117,435
VEHICLES FUEL AND MAINTENANCE	\$10,050	\$4,259	\$11,249	-	-	\$11,249
MAINTENANCE	\$75,000	\$32,091	\$80,615	-	-	\$80,615
HIGHWAY MATERIALS	\$0	-	\$0	-	-	\$0
PROGRAM EXPENSE	\$67,500	\$61,693	\$73,250	-	-	\$73,250
TRAVEL TRAINING	\$11,350	\$2,589	\$13,650	-	-	\$13,650
RENT	\$0	-	\$0	-	-	\$0
PROFESSIONAL SERVICES	\$6,881,328	\$4,475,832	\$6,985,358	-	-	\$6,985,358
UTILITIES	\$34,742	\$22,375	\$35,372	-	-	\$35,372
EXPENSES TOTAL	\$9,130,919	\$5,634,915	\$9,195,022	-	-	\$9,195,023
Revenues						
LOCAL REVENUES	\$411,537	\$4,526	\$47,479	-	-	\$47,479
OTHER REVENUES	\$8,565,805	\$6,776,570	\$8,808,379	-	-	\$8,808,379
USE OF FUND BALANCE	\$0	-	\$0	-	-	\$0
INTERFUND TRANSFER AND REVENUE	\$25,000	\$9,028	\$35,000	-	-	\$35,000
STATE AID	\$128,577	\$93,513	\$304,164	-	-	\$304,164
FEDERAL AID	\$0	-	\$0	-	-	\$0
REVENUES TOTAL	\$9,130,919	\$6,883,637	\$9,195,022	-	-	\$9,195,022
Dept. Net Local	\$0	-\$1,248,722	\$0	\$0	\$0	\$1

Full Time Equivalents

Position	2019	2020	2021	2022	2023	2024
FTE						
Administrative Assistant 2	0.50	0.00	0.00	0.00	0.50	0.50
Administrative Assistant 3	0.00	1.00	1.00	1.00	1.00	1.00
Administrative Assistant 4	0.00	1.00	1.00	1.00	1.00	1.00
Assistant Recycling Specialist	0.00	0.00	1.00	1.00	0.00	0.00
Communication & Administrative	1.00	0.00	0.00	0.00	0.00	0.00
Communications Coordinator	0.00	1.00	1.00	1.00	1.00	1.00
Communications Specialist	1.00	0.00	0.00	0.00	0.00	0.00
Dep Dir of Recycling & Materials Mgmt	1.00	1.00	1.00	1.00	1.00	1.00
Fiscal Coordinator	1.00	1.00	1.00	1.00	1.00	1.00
Recycling and Materials Mgt Dir	1.00	1.00	1.00	1.00	1.00	1.00
Recycling Assistant	1.00	1.00	0.00	0.00	0.00	0.00
Recycling Driver	0.00	0.00	1.00	1.00	2.00	2.00
Senior Account Clerk/Typist	2.00	1.00	1.00	1.00	1.00	1.00
Senior Weigh Scale Operator	1.00	1.00	1.00	1.00	1.00	1.00
Solid Waste Enforcement Officer	1.00	1.00	0.00	0.00	0.00	0.00
Waste Reduction & Recycling Coordinator	3.00	3.00	3.00	3.00	4.00	4.00
Weigh Scale Operator	0.80	0.90	0.50	0.75	1.00	1.00
FTE	14.30	13.90	13.50	13.75	15.50	15.50

8160 - SOLID WASTE DISPOSAL

	ACTUAL	ACTUALS	MOD BUD	TARGET	REQUEST	REC OTR	TOTAL REC
	FY2022	FY2023	FY2023	FY2024	FY2024	FY2024	FY2024
Total Expenses							
SALARY AND WAGES	\$196,863	\$151,794	\$247,287	\$267,160	-	-	\$267,160
OVERTIME	\$705	\$38	\$1,500	\$2,165	-	-	\$2,165
PREMIUM PAY	\$4,306	\$4,229	\$1,750	\$3,125	-	-	\$3,125
FRINGE	\$95,078	\$68,014	\$110,662	\$119,385	-	-	\$119,385
OTHER FINANCE	\$176,112	-	\$176,516	\$176,516	-	-	\$176,516
OTHER CAPITAL EQUIPMENT	-	-	\$500	\$750	-	-	\$750
ALL OTHER CONTR. SVCS.	\$8,976	\$7,593	\$28,348	\$20,450	-	-	\$20,450
OTHER	\$37,538	\$30,272	\$36,990	\$41,475	-	-	\$41,475
OTHER SUPPLIES	\$4,386	\$2,939	\$10,900	\$12,350	-	-	\$12,350
VEHICLES FUEL AND MAINTENANCE	-	-	\$0	\$0	-	-	\$0
MAINTENANCE	\$2,298	\$13,044	\$37,000	\$37,000	-	-	\$37,000
HIGHWAY MATERIALS	-	-	\$0	\$0	-	-	\$0
PROGRAM EXPENSE	-	-	\$0	\$0	-	-	\$0
TRAVEL TRAINING	-	\$1,303	\$1,100	\$2,550	-	-	\$2,550
RENT	-	-	\$0	\$0	-	-	\$0
PROFESSIONAL SERVICES	\$1,054,979	\$851,471	\$1,334,240	\$1,438,628	-	-	\$1,438,628
UTILITIES	\$1,130	\$923	\$1,224	\$1,236	-	-	\$1,236
TOTAL EXPENSES TOTAL	\$1,582,371	\$1,131,622	\$1,988,017	\$2,122,790	-	-	\$2,122,790
Total Revenues							
LOCAL REVENUES	-	-	\$0	\$0	-	-	\$0
OTHER REVENUES	\$1,877,478	\$1,463,642	\$1,988,017	\$2,122,789	-	-	\$2,122,789
INTERFUND TRANSFER AND REVENUE	-	-	\$0	\$0	-	-	\$0
TOTAL REVENUES TOTAL	\$1,877,478	\$1,463,642	\$1,988,017	\$2,122,789	-	-	\$2,122,789
Dept. Net Local	-\$295,107	-\$332,019	\$0	\$1	\$0	\$0	\$1

8163 - RECYCLING

	ACTUAL	ACTUALS	MOD BUD	TARGET	REQUEST	REC OTR	TOTAL REC
	FY2022	FY2023	FY2023	FY2024	FY2024	FY2024	FY2024
Total Expenses							
SALARY AND WAGES	\$168,908	\$75,564	\$222,308	\$222,300	--	--	\$222,300
OVERTIME	\$129	\$18	\$1,500	\$2,165	--	--	\$2,165
PREMIUM PAY	\$2,832	\$1,250	\$4,500	\$1,750	--	--	\$1,750
FRINGE	\$81,108	\$33,490	\$100,844	\$98,963	--	--	\$98,963
OTHER FINANCE	--	--	\$0	\$0	--	--	\$0
OTHER CAPITAL EQUIPMENT	--	--	\$25,000	\$0	--	--	\$0
AUTOMOTIVE EQUIPMENT	--	--	\$0	\$0	--	--	\$0
ALL OTHER CONTR. SVCS.	--	--	\$0	\$0	--	--	\$0
OTHER	\$1,339	\$1,439	\$3,390	\$3,355	--	--	\$3,355
OTHER SUPPLIES	\$3,969	\$3,544	\$11,871	\$10,774	--	--	\$10,774
VEHICLES FUEL AND MAINTENANCE	--	--	\$0	\$0	--	--	\$0
MAINTENANCE	--	--	\$0	\$0	--	--	\$0
HIGHWAY MATERIALS	--	--	\$0	\$0	--	--	\$0
PROGRAM EXPENSE	--	--	\$0	\$0	--	--	\$0
TRAVEL TRAINING	\$2,404	--	\$4,500	\$3,800	--	--	\$3,800
RENT	--	--	\$0	\$0	--	--	\$0
PROFESSIONAL SERVICES	\$2,482,078	\$1,695,249	\$2,684,073	\$2,652,649	--	--	\$2,652,649
UTILITIES	--	--	\$0	\$0	--	--	\$0
TOTAL EXPENSES TOTAL	\$2,742,768	\$1,810,553	\$3,057,986	\$2,995,756	--	--	\$2,995,756
Total Revenues							
LOCAL REVENUES	\$1,446	\$4,525	\$2,560	\$3,000	--	--	\$3,000
OTHER REVENUES	\$2,773,603	\$1,897,065	\$3,007,926	\$2,883,092	--	--	\$2,883,092
USE OF FUND BALANCE	--	--	\$0	--	--	--	--
INTERFUND TRANSFER AND REVENUE	--	--	\$0	\$0	--	--	\$0
STATE AID	\$75,062	\$64,875	\$47,500	\$109,664	--	--	\$109,664
TOTAL REVENUES TOTAL	\$2,850,112	\$1,966,465	\$3,057,986	\$2,995,756	--	--	\$2,995,756
Dept. Net Local	-\$107,343	-\$155,912	\$0	\$0	\$0	\$0	\$0

8164 - SOLID WASTE RECY. & COLL.

	ACTUAL	ACTUALS	MOD BUD	TARGET	REQUEST	REC OTR	TOTAL REC
	FY2022	FY2023	FY2023	FY2024	FY2024	FY2024	FY2024
Total Expenses							
SALARY AND WAGES	\$31,434	\$22,200	\$33,644	\$33,644	-	-	\$33,644
OVERTIME	\$95	\$6	\$0	\$0	-	-	\$0
PREMIUM PAY	-	-	\$0	\$500	-	-	\$500
FRINGE	\$14,834	\$9,679	\$14,861	\$15,082	-	-	\$15,082
OTHER FINANCE	-	-	\$0	\$0	-	-	\$0
OTHER CAPITAL EQUIPMENT	-	-	\$0	\$0	-	-	\$0
ALL OTHER CONTR. SVCS.	-	-	\$0	\$0	-	-	\$0
OTHER	\$0	-	\$0	\$0	-	-	\$0
OTHER SUPPLIES	\$11,200	\$9,368	\$8,960	\$11,446	-	-	\$11,446
VEHICLES FUEL AND MAINTENANCE	\$737	-	\$0	\$0	-	-	\$0
HIGHWAY MATERIALS	-	-	\$0	\$0	-	-	\$0
TRAVEL TRAINING	-	-	\$0	\$0	-	-	\$0
PROFESSIONAL SERVICES	\$1,773,506	\$1,265,872	\$1,874,750	\$2,003,539	-	-	\$2,003,539
TOTAL EXPENSES TOTAL	\$1,831,806	\$1,307,125	\$1,932,215	\$2,064,211	-	-	\$2,064,211
Total Revenues							
OTHER REVENUES	\$2,224,168	\$2,232,476	\$1,932,215	\$2,064,210	-	-	\$2,064,210
STATE AID	-	-	\$0	\$0	-	-	\$0
TOTAL REVENUES TOTAL	\$2,224,168	\$2,232,476	\$1,932,215	\$2,064,210	-	-	\$2,064,210
Dept. Net Local	-\$392,362	-\$925,351	\$0	\$1	\$0	\$0	\$1

8165 - SOLID WASTE REDUCTION

	ACTUAL	ACTUALS	MOD BUD	TARGET	REQUEST	REC OTR	TOTAL REC
	FY2022	FY2023	FY2023	FY2024	FY2024	FY2024	FY2024
Total Expenses							
SALARY AND WAGES	\$50,943	\$47,897	\$33,644	\$33,644	-	-	\$33,644
OVERTIME	\$22	\$11	\$0	\$0	-	-	\$0
PREMIUM PAY	\$1,777	-	\$0	\$625	-	-	\$625
FRINGE	\$24,838	\$20,882	\$14,861	\$15,137	-	-	\$15,137
OTHER FINANCE	-	-	\$0	\$0	-	-	\$0
OTHER CAPITAL EQUIPMENT	-	-	\$0	\$0	-	-	\$0
ALL OTHER CONTR. SVCS.	-	-	\$0	\$0	-	-	\$0
OTHER	\$15	\$128	\$230	\$230	-	-	\$230
OTHER SUPPLIES	\$26,745	\$28	\$26,950	\$29,558	-	-	\$29,558
VEHICLES FUEL AND MAINTENANCE	-	-	\$0	\$0	-	-	\$0
PROGRAM EXPENSE	-	-	\$0	\$0	-	-	\$0
TRAVEL TRAINING	-	-	\$0	\$0	-	-	\$0
PROFESSIONAL SERVICES	\$8,005	\$205,000	\$190,900	\$196,760	-	-	\$196,760
TOTAL EXPENSES TOTAL	\$112,345	\$273,946	\$266,585	\$275,954	-	-	\$275,954
Total Revenues							
LOCAL REVENUES	-	-	\$0	\$0	-	-	\$0
OTHER REVENUES	\$105,556	\$243,331	\$241,585	\$240,953	-	-	\$240,953
USE OF FUND BALANCE	-	-	\$0	-	-	-	-
INTERFUND TRANSFER AND REVENUE	\$39,020	\$9,028	\$25,000	\$35,000	-	-	\$35,000
STATE AID	-	-	\$0	\$0	-	-	\$0
FEDERAL AID	-	-	\$0	\$0	-	-	\$0
TOTAL REVENUES TOTAL	\$144,576	\$252,359	\$266,585	\$275,953	-	-	\$275,953
Dept. Net Local	-\$32,231	\$21,587	\$0	\$1	\$0	\$0	\$1

8166 - OLD LANDFILLS & FACILITIES

	ACTUAL	ACTUALS	MOD BUD	TARGET	REQUEST	REC OTR	TOTAL REC
	FY2022	FY2023	FY2023	FY2024	FY2024	FY2024	FY2024
Total Expenses							
SALARY AND WAGES	\$28,954	\$22,249	\$33,644	\$33,644	-	-	\$33,644
OVERTIME	\$346	-	\$0	\$0	-	-	\$0
PREMIUM PAY	\$1,008	-	\$1,000	\$500	-	-	\$500
FRINGE	\$14,264	\$9,695	\$15,302	\$15,082	-	-	\$15,082
OTHER FINANCE	-	-	\$0	\$0	-	-	\$0
OTHER CAPITAL EQUIPMENT	-	-	\$0	\$0	-	-	\$0
AUTOMOTIVE EQUIPMENT	-	-	\$0	\$0	-	-	\$0
ALL OTHER CONTR. SVCS.	-	-	\$0	\$0	-	-	\$0
OTHER	-	-	\$3,500	\$0	-	-	\$0
OTHER SUPPLIES	\$64	-	\$1,450	\$1,000	-	-	\$1,000
VEHICLES FUEL AND MAINTENANCE	-	-	\$0	\$0	-	-	\$0
MAINTENANCE	\$5,440	\$250	\$5,850	\$6,075	-	-	\$6,075
HIGHWAY MATERIALS	-	-	\$0	\$0	-	-	\$0
PROGRAM EXPENSE	-	-	\$0	\$0	-	-	\$0
TRAVEL TRAINING	-	-	\$500	\$500	-	-	\$500
PROFESSIONAL SERVICES	\$109,788	\$168,570	\$208,450	\$207,160	-	-	\$207,160
UTILITIES	\$243	\$166	\$300	\$300	-	-	\$300
TOTAL EXPENSES TOTAL	\$160,107	\$200,930	\$269,996	\$264,261	-	-	\$264,261
Total Revenues							
OTHER REVENUES	\$265,674	\$269,996	\$269,996	\$264,260	-	-	\$264,260
TOTAL REVENUES TOTAL	\$265,674	\$269,996	\$269,996	\$264,260	-	-	\$264,260
Dept. Net Local	-\$105,567	-\$69,066	\$0	\$1	\$0	\$0	\$1

8168 - SOLID WASTE ADMIN

	ACTUAL	ACTUALS	MOD BUD	TARGET	REQUEST	REC OTR	TOTAL REC
	FY2022	FY2023	FY2023	FY2024	FY2024	FY2024	FY2024
Total Expenses							
SALARY AND WAGES	\$221,899	\$135,297	\$193,928	\$238,227	-	-	\$238,227
OVERTIME	\$119	\$541	\$0	\$0	-	-	\$0
PREMIUM PAY	\$4,000	\$1,410	\$1,750	\$2,000	-	-	\$2,000
FRINGE	\$106,452	\$59,819	\$86,431	\$79,610	-	-	\$79,610
OTHER FINANCE	-	-	\$0	\$0	-	-	\$0
OTHER CAPITAL EQUIPMENT	\$6,095	\$16,447	\$27,600	\$11,900	-	-	\$11,900
AUTOMOTIVE EQUIPMENT	-	-	\$0	\$0	-	-	\$0
ALL OTHER CONTR. SVCS.	\$1,142	\$765	\$1,590	\$1,490	-	-	\$1,490
OTHER	\$117,193	\$87,597	\$132,451	\$131,843	-	-	\$131,843
OTHER SUPPLIES	\$4,227	\$3,872	\$6,300	\$5,600	-	-	\$5,600
VEHICLES FUEL AND MAINTENANCE	\$1,826	\$869	\$4,250	\$2,249	-	-	\$2,249
MAINTENANCE	\$21,838	\$18,797	\$29,650	\$30,540	-	-	\$30,540
PROGRAM EXPENSE	\$60,525	\$61,693	\$67,500	\$73,250	-	-	\$73,250
TRAVEL TRAINING	\$207	-	\$500	\$1,000	-	-	\$1,000
RENT	-	-	\$0	\$0	-	-	\$0
PROFESSIONAL SERVICES	\$6,793	\$9,386	\$10,915	\$12,787	-	-	\$12,787
UTILITIES	\$25,784	\$17,970	\$29,418	\$29,836	-	-	\$29,836
TOTAL EXPENSES TOTAL	\$578,101	\$414,462	\$592,283	\$620,332	-	-	\$620,332
Total Revenues							
LOCAL REVENUES	-	-	\$408,977	\$44,479	-	-	\$44,479
OTHER REVENUES	\$385,913	\$426,431	\$183,306	\$575,853	-	-	\$575,853
USE OF FUND BALANCE	-	-	\$0	\$0	-	-	\$0
INTERFUND TRANSFER AND REVENUE	-	-	\$0	\$0	-	-	\$0
TOTAL REVENUES TOTAL	\$385,913	\$426,431	\$592,283	\$620,332	-	-	\$620,332
Dept. Net Local	\$192,188	-\$11,969	\$0	\$0	\$0	\$0	\$0

8169 - HOUSEHOLD HAZARDOUS WASTE

	ACTUAL	ACTUALS	MOD BUD	TARGET	REQUEST	REC OTR	TOTAL REC
	FY2022	FY2023	FY2023	FY2024	FY2024	FY2024	FY2024
Total Expenses							
SALARY AND WAGES	\$31,586	\$22,215	\$33,644	\$33,644	-	-	\$33,644
OVERTIME	\$367	-	\$0	\$0	-	-	\$0
PREMIUM PAY	\$131	-	\$0	\$500	-	-	\$500
FRINGE	\$15,091	\$9,683	\$14,861	\$15,082	-	-	\$15,082
OTHER FINANCE	-	-	\$0	\$0	-	-	\$0
OTHER CAPITAL EQUIPMENT	-	-	\$0	\$0	-	-	\$0
ALL OTHER CONTR. SVCS.	\$3,319	\$1,350	\$2,258	\$2,258	-	-	\$2,258
OTHER	\$836	\$712	\$1,010	\$1,010	-	-	\$1,010
OTHER SUPPLIES	\$14	\$129	\$1,150	\$1,150	-	-	\$1,150
VEHICLES FUEL AND MAINTENANCE	-	-	\$0	\$0	-	-	\$0
MAINTENANCE	\$2,246	-	\$2,500	\$7,000	-	-	\$7,000
PROGRAM EXPENSE	-	-	\$0	\$0	-	-	\$0
TRAVEL TRAINING	\$1,920	-	\$2,150	\$2,800	-	-	\$2,800
RENT	-	-	\$0	\$0	-	-	\$0
PROFESSIONAL SERVICES	\$114,299	\$42,777	\$106,475	\$106,518	-	-	\$106,518
UTILITIES	\$2,922	\$2,690	\$3,800	\$4,000	-	-	\$4,000
TOTAL EXPENSES TOTAL	\$172,731	\$79,556	\$167,848	\$173,962	-	-	\$173,962
Total Revenues							
OTHER REVENUES	\$97,870	\$126,452	\$130,848	\$138,962	-	-	\$138,962
STATE AID	\$40,994	-	\$37,000	\$35,000	-	-	\$35,000
TOTAL REVENUES TOTAL	\$138,864	\$126,452	\$167,848	\$173,962	-	-	\$173,962
Dept. Net Local	\$33,868	-\$46,896	\$0	\$0	\$0	\$0	\$0

8171 - ORGANICS RECYCLE & REDUCT

	ACTUAL	ACTUALS	MOD BUD	TARGET	REQUEST	REC OTR	TOTAL REC
	FY2022	FY2023	FY2023	FY2024	FY2024	FY2024	FY2024
Total Expenses							
SALARY AND WAGES	\$56,595	\$70,589	\$155,840	\$155,834	-	-	\$155,834
OVERTIME	\$132	\$261	\$0	\$0	-	-	\$0
PREMIUM PAY	\$4,574	\$2,777	\$0	\$500	-	-	\$500
FRINGE	\$28,812	\$32,085	\$68,835	\$69,053	-	-	\$69,053
OTHER FINANCE	-	-	\$0	\$0	-	-	\$0
HIGHWAY EQUIPMENT	-	-	\$25,500	\$25,500	-	-	\$25,500
ALL OTHER CONTR. SVCS.	\$0	-	\$2,000	\$2,000	-	-	\$2,000
OTHER	-	-	-	\$0	-	-	\$0
OTHER SUPPLIES	\$33,499	\$17,845	\$123,889	\$45,557	-	-	\$45,557
VEHICLES FUEL AND MAINTENANCE	\$4,491	\$3,315	\$5,800	\$9,000	-	-	\$9,000
PROGRAM EXPENSE	-	-	\$0	\$0	-	-	\$0
TRAVEL TRAINING	\$891	\$1,285	\$2,600	\$3,000	-	-	\$3,000
PROFESSIONAL SERVICES	\$221,317	\$194,438	\$471,525	\$367,317	-	-	\$367,317
TOTAL EXPENSES TOTAL	\$350,311	\$322,596	\$855,989	\$677,761	-	-	\$677,761
Total Revenues							
OTHER REVENUES	-	\$10,434	\$811,912	\$518,260	-	-	\$518,260
INTERFUND TRANSFER AND REVENUE	-	-	\$0	\$0	-	-	\$0
STATE AID	\$4,749	\$28,637	\$44,077	\$159,500	-	-	\$159,500
TOTAL REVENUES TOTAL	\$4,749	\$39,071	\$855,989	\$677,760	-	-	\$677,760
Dept. Net Local	\$345,562	\$283,525	\$0	\$1	\$0	\$0	\$1

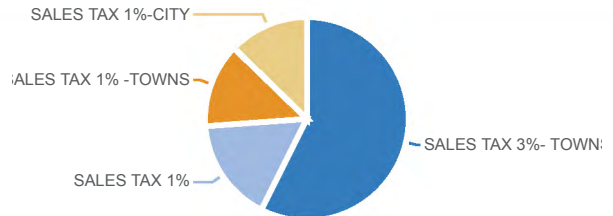
SALES TAX DISTRIBUTION

2024 Operating Budget

Department Overview

Tompkins County receives most* of the sales tax generated within the County and then distributes portions of the collections to towns, villages, and the City of Ithaca based on a statutory formula. This budgeting unit reflects the direct cash payments by the County to the towns, villages, and City of Ithaca for their respective shares of the sales tax.

*(The exception is a direct payment by the State to the City of Ithaca for its 50% share of the basic 3% county sales tax generated within the City.)



\$14,423,122.00

Object Code Description from FY2024

Consolidated Budget - Expenditures & Revenues

	MODIFIED BUDGET	ACTUALS	TARGET	REQUESTED	CNTY ADMIN	TOTAL REC
	FY2023	FY2023	FY2024	FY2024	FY2024	FY2024
Expenses						
OTHER FINANCE	\$685,591	–	\$2,375,173	–	–	\$2,375,173
OTHER	\$12,047,949	\$10,296,189	\$12,047,949	–	–	\$12,047,949
PROGRAM EXPENSE	\$0	–	\$0	–	–	\$0
EXPENSES TOTAL	\$12,733,540	\$10,296,189	\$14,423,122	–	–	\$14,423,122
Revenues						
LOCAL REVENUES	\$12,733,540	\$5,629,100	\$14,423,122	–	–	\$14,423,122
OTHER REVENUES	\$0	–	–	–	–	–
REVENUES TOTAL	\$12,733,540	\$5,629,100	\$14,423,122	–	–	\$14,423,122
Dept. Net Local	\$0	\$4,667,089	\$0	\$0	\$0	\$0

1985 - DISTRIBUTION OF SALES TAX

	ACTUAL	ACTUALS	MOD BUD	TARGET	REQUEST	REC OTR	TOTAL REC
	FY2022	FY2023	FY2023	2024	2024	2024	2024
Total Expenses							
OTHER	\$12,432,675	\$10,296,189	\$12,047,949	\$12,047,949	–	–	\$12,047,949
PROGRAM EXPENSE	–	–	\$0	\$0	–	–	\$0
TOTAL EXPENSES TOTAL	\$12,432,675	\$10,296,189	\$12,047,949	\$12,047,949	–	–	\$12,047,949
Total Revenues							
LOCAL REVENUES	\$11,376,419	\$4,718,139	\$12,047,949	\$12,047,949	–	–	\$12,047,949
TOTAL REVENUES TOTAL	\$11,376,419	\$4,718,139	\$12,047,949	\$12,047,949	–	–	\$12,047,949
Dept. Net Local	\$1,056,256	\$5,578,050	\$0	\$0	\$0	\$0	\$0

6901 - COUNTY/CITY PROGRAM

	ACTUAL	ACTUALS	MOD BUD	TARGET	REQUEST	REC OTR	TOTAL REC
	FY2022	FY2023	FY2023	2024	2024	2024	2024
Total Expenses							
OTHER FINANCE	\$910,961	–	\$685,591	\$2,375,173	–	–	\$2,375,173
PROGRAM EXPENSE	–	–	\$0	\$0	–	–	\$0
TOTAL EXPENSES TOTAL	\$910,961	–	\$685,591	\$2,375,173	–	–	\$2,375,173
Total Revenues							
LOCAL REVENUES	–	\$910,961	\$685,591	\$2,375,173	–	–	\$2,375,173
TOTAL REVENUES TOTAL	–	\$910,961	\$685,591	\$2,375,173	–	–	\$2,375,173
Dept. Net Local	\$910,961	-\$910,961	\$0	\$0	\$0	\$0	\$0

SHERIFF'S OFFICE

2024 Operating Budget

Department Overview

The Tompkins County Sheriff's Office in collaboration with surrounding community agencies, is an active participant in building and strengthening community partnerships that progressively foster the public safety interests of the County's residents and visitors. The Sheriff's Office team continually strives to inspire the confidence and respect of the community it serves, through all-inclusive leadership and accountability. The Sheriff's Office encourages innovative concepts that promote development in new directions, focus on achieving exceptional service to the public, and continually aim to be a model of excellence in the area of law enforcement.



Consolidated Budget - Expenditures & Revenues

	MODIFIED BUDGET	ACTUALS	TARGET	REQUESTED	CNTY ADMIN	TOTAL REC
	FY2023	FY2023	FY2024	FY2024	FY2024	FY2024
Expenses						
SALARY AND WAGES	\$4,659,385	\$1,973,804	\$4,684,203	\$367,778	\$202,114	\$4,886,317
OVERTIME	\$586,989	\$254,046	\$310,477	\$8,000	\$8,000	\$318,477
PREMIUM PAY	\$92,467	\$1,083,948	\$156,196	\$2,000	\$2,000	\$158,196
FRINGE	\$2,371,896	\$1,445,293	\$2,019,843	\$162,448	\$89,275	\$2,109,118
OTHER FINANCE	\$0	-	\$0	-	-	\$0
OTHER CAPITAL EQUIPMENT	\$360,203	\$33,134	\$94,000	-	-	\$94,000
AUTOMOTIVE EQUIPMENT	\$34,700	\$33,144	\$0	-	-	\$0
ALL OTHER CONTR. SVCS.	\$119,692	\$123,251	\$117,763	\$41,275	-	\$117,763
OTHER	\$10,950	\$6,228	\$10,950	-	-	\$10,950
OTHER SUPPLIES	\$131,160	\$46,188	\$104,930	\$0	\$0	\$104,930
VEHICLES FUEL AND MAINTENANCE	\$120,700	\$103,247	\$113,775	\$2,000	\$2,000	\$115,775
MAINTENANCE	\$0	\$753	\$0	-	-	\$0
PROGRAM EXPENSE	\$33,027	\$23,106	\$10,100	\$23,026	-	\$10,100
TRAVEL TRAINING	\$35,172	\$19,846	\$37,000	\$12,500	-	\$37,000
PROFESSIONAL SERVICES	\$20,000	\$1,270	\$20,000	-	-	\$20,000
UTILITIES	\$31,400	\$25,264	\$30,900	\$0	\$0	\$30,900
ROLLOVER	\$0	-	-	-	-	-
EXPENSES TOTAL	\$8,607,741	\$5,172,521	\$7,710,137	\$619,027	\$303,389	\$8,013,526
Revenues						
LOCAL REVENUES	\$190,000	\$152,647	\$150,000	-	-	\$150,000
OTHER REVENUES	\$144,200	\$85,755	\$70,000	-	-	\$70,000
INTERFUND TRANSFER AND REVENUE	\$272,400	\$263,099	\$272,400	-	-	\$272,400
STATE AID	\$456,800	\$72,751	\$29,695	-	-	\$29,695
FEDERAL AID	\$310,447	-	\$0	-	-	\$0
REVENUES TOTAL	\$1,373,847	\$574,252	\$522,095	-	-	\$522,095
Dept. Net Local	\$7,233,894	\$4,598,269	\$7,188,042	\$619,027	\$303,389	\$7,491,431

Full Time Equivalent

Position	2019	2020	2021	2022	2023	2024
FTE						
Civil Account and Permit Clerk	2.00	2.00	2.00	4.00	2.00	2.00
Criminal Investigator	4.00	4.00	4.00	4.00	4.00	4.00
Deputy Sheriff	26.00	28.00	28.00	28.00	31.00	31.00
Deputy Sheriff (part-time)	2.00	2.00	2.00	2.00	2.00	1.50
Executive Assistant To The Sheriff	1.00	1.00	1.00	1.00	1.00	1.00
Lieutenant Deputy Sheriff	1.00	1.00	3.00	3.00	3.00	3.00
Senior Civil/Account Permit Clerk	1.00	1.00	1.00	1.00	1.00	1.00
Senior Investigator	1.00	1.00	0.00	0.00	0.00	0.00
Sergeant-Deputy Sheriff	7.00	7.00	6.00	8.00	8.00	8.00
Sheriff	1.00	1.00	1.00	1.00	1.00	1.00
Sheriff's Clerk	0.00	0.00	0.00	2.00	2.00	2.00
Special Patrol Officer	0.00	0.00	0.00	0.00	0.00	4.00
Special Patrol Officer (part-time)	0.00	0.00	0.00	0.00	0.00	2.00
Victim Advocate/Recovery	0.00	1.00	0.00	0.00	0.00	0.00
FTE	46.00	49.00	48.00	54.00	55.00	60.50

3110 - CIVIL

	ACTUAL	ACTUALS	MOD BUD	TARGET	REQUEST	REC OTR	TOTAL REC
	FY2022	FY2023	FY2023	FY2024	FY2024	FY2024	FY2024
Total Expenses							
SALARY AND WAGES	\$671,714	\$387,135	\$766,865	\$657,048	\$117,832	\$117,832	\$774,880
OVERTIME	\$14,010	\$4,736	\$16,856	\$5,307	\$0	\$0	\$5,307
PREMIUM PAY	\$6,225	\$4,848	\$3,925	\$11,196	\$0	\$0	\$11,196
FRINGE	\$325,752	\$172,871	\$347,985	\$291,850	\$52,047	\$52,047	\$343,897
OTHER FINANCE	-	-	\$0	\$0	-	-	\$0
OTHER CAPITAL EQUIPMENT	-	\$466	\$1,000	\$1,000	-	-	\$1,000
AUTOMOTIVE EQUIPMENT	-	-	\$0	\$0	-	-	\$0
ALL OTHER CONTR. SVCS.	\$11,942	\$11,250	\$13,200	\$13,200	-	-	\$13,200
OTHER	\$7,576	\$4,673	\$4,400	\$4,400	-	-	\$4,400
OTHER SUPPLIES	\$4,866	\$4,277	\$12,930	\$12,430	-	-	\$12,430
VEHICLES FUEL AND MAINTENANCE	-	-	\$0	\$0	-	-	\$0
PROGRAM EXPENSE	-	-	\$0	\$100	-	-	\$100
TRAVEL TRAINING	\$1,448	\$250	\$2,000	\$2,000	-	-	\$2,000
PROFESSIONAL SERVICES	-	-	\$0	\$0	-	-	\$0
UTILITIES	\$325	\$93	\$900	\$900	-	-	\$900
TOTAL EXPENSES TOTAL	\$1,043,858	\$590,598	\$1,170,061	\$999,431	\$169,879	\$169,879	\$1,169,310
Total Revenues							
LOCAL REVENUES	\$89,386	\$65,487	\$100,000	\$90,000	-	-	\$90,000
OTHER REVENUES	\$14,698	\$4,942	\$5,000	\$5,000	-	-	\$5,000
INTERFUND TRANSFER AND REVENUE	-	-	\$0	\$0	-	-	\$0
STATE AID	-	-	\$0	\$0	-	-	\$0
FEDERAL AID	-	-	\$177,984	\$0	-	-	\$0
TOTAL REVENUES TOTAL	\$104,084	\$70,429	\$282,984	\$95,000	-	-	\$95,000
Dept. Net Local	\$939,774	\$520,169	\$887,077	\$904,431	\$169,879	\$169,879	\$1,074,310

3111 - SWAT

	ACTUAL	ACTUALS	MOD BUD	TARGET	REQUEST	REC OTR	TOTAL REC
	FY2022	FY2023	FY2023	FY2024	FY2024	FY2024	FY2024
Total Expenses							
SALARY AND WAGES	-	-	\$0	\$0	-	-	\$0
OVERTIME	-	-	\$0	\$0	-	-	\$0
PREMIUM PAY	-	-	\$0	\$0	-	-	\$0
FRINGE	-	-	\$0	-	-	-	-
OTHER CAPITAL EQUIPMENT	\$10,747	\$4,474	\$7,152	\$3,000	-	-	\$3,000
AUTOMOTIVE EQUIPMENT	-	-	\$0	\$0	-	-	\$0
ALL OTHER CONTR. SVCS.	-	-	\$0	\$0	\$0	-	\$0
OTHER	-	-	\$0	\$0	-	-	\$0
OTHER SUPPLIES	\$1,676	\$2,683	\$6,000	\$3,000	-	-	\$3,000
VEHICLES FUEL AND MAINTENANCE	-	-	\$0	\$0	-	-	\$0
PROGRAM EXPENSE	-	-	\$0	\$0	-	-	\$0
TRAVEL TRAINING	\$4,756	\$3,260	\$5,000	\$10,000	\$0	-	\$10,000
UTILITIES	-	-	\$0	\$0	-	-	\$0
TOTAL EXPENSES TOTAL	\$17,178	\$10,418	\$18,152	\$16,000	\$0	-	\$16,000
Total Revenues							
LOCAL REVENUES	-	-	\$0	\$0	-	-	\$0
OTHER REVENUES	-	-	\$0	\$0	-	-	\$0
TOTAL REVENUES TOTAL	-	-	\$0	\$0	-	-	\$0
Dept. Net Local	\$17,178	\$10,418	\$18,152	\$16,000	\$0	\$0	\$16,000

3113 - LAW ENFORCEMENT

	ACTUAL	ACTUALS	MOD BUD	TARGET	REQUEST	REC OTR	TOTAL REC
	FY2022	FY2023	FY2023	FY2024	FY2024	FY2024	FY2024
Total Expenses							
SALARY AND WAGES	\$3,938,463	\$1,473,815	\$3,892,520	\$4,027,156	\$249,947	\$84,282	\$4,111,438
OVERTIME	\$463,503	\$235,535	\$570,133	\$305,170	\$8,000	\$8,000	\$313,170
PREMIUM PAY	\$1,488,200	\$1,022,892	\$88,542	\$145,000	\$2,000	\$2,000	\$147,000
FRINGE	\$2,699,516	\$1,192,924	\$2,023,911	\$1,727,994	\$110,402	\$37,228	\$1,765,222
OTHER FINANCE	-	-	\$0	\$0	-	-	\$0
OTHER CAPITAL EQUIPMENT	\$80,428	\$27,923	\$352,050	\$90,000	-	-	\$90,000
AUTOMOTIVE EQUIPMENT	\$208,039	\$33,144	\$34,700	\$0	-	-	\$0
ALL OTHER CONTR. SVCS.	\$116,743	\$111,563	\$106,492	\$104,563	\$41,275	-	\$104,563
OTHER	\$1,153	\$666	\$5,900	\$5,900	-	-	\$5,900
OTHER SUPPLIES	\$83,674	\$48,994	\$107,730	\$85,000	\$0	\$0	\$85,000
VEHICLES FUEL AND MAINTENANCE	\$186,329	\$90,737	\$120,700	\$113,775	\$2,000	\$2,000	\$115,775
MAINTENANCE	\$819	\$753	\$0	\$0	-	-	\$0
PROGRAM EXPENSE	\$285	-	\$23,027	\$0	\$23,026	-	\$0
TRAVEL TRAINING	\$23,844	\$16,335	\$28,172	\$25,000	\$12,500	-	\$25,000
PROFESSIONAL SERVICES	-	-	\$0	\$0	-	-	\$0
UTILITIES	\$29,106	\$25,159	\$30,500	\$30,000	\$0	\$0	\$30,000
ROLLOVER	-	-	\$0	-	-	-	-
TOTAL EXPENSES TOTAL	\$9,320,103	\$4,280,440	\$7,384,377	\$6,659,558	\$449,150	\$133,510	\$6,793,068
Total Revenues							
LOCAL REVENUES	\$72,686	\$87,160	\$90,000	\$60,000	-	-	\$60,000
OTHER REVENUES	\$36,717	\$39,186	\$87,200	\$30,000	-	-	\$30,000
INTERFUND TRANSFER AND REVENUE	\$236,054	\$263,099	\$272,400	\$272,400	-	-	\$272,400
STATE AID	\$59,828	\$52,650	\$450,335	\$23,230	-	-	\$23,230
FEDERAL AID	\$0	-	\$132,463	\$0	-	-	\$0
TOTAL REVENUES TOTAL	\$405,285	\$442,095	\$1,032,398	\$385,630	-	-	\$385,630
Dept. Net Local	\$8,914,818	\$3,838,345	\$6,351,979	\$6,273,928	\$449,150	\$133,510	\$6,407,438

SHERIFF'S OFFICE - OTR

2024 Over Target Requests (OTRs)

Over Target Requests Summary

	TARGET	REQ TARGET	REQ ONETIME	REC ONETIME	TOTAL REC
	FY2024	FY2024	FY2024	FY2024	FY2024
Expenses					
Sheriff's Office - Road	\$7,710,137	\$315,639	\$303,388	\$303,389	\$8,013,526
EXPENSES TOTAL	\$7,710,137	\$315,639	\$303,388	\$303,389	\$8,013,526
Revenues					
Sheriff's Office - Road	\$522,095	-	-	-	\$522,095
REVENUES TOTAL	\$522,095	-	-	-	\$522,095
Revenues - Expenses	\$7,188,042	\$315,639	\$303,388	\$303,389	\$7,491,431

Department Request

3110 - Sheriff - Continuation of Sheriff Clerk Positions - OTR ONETIME

Priority 1 Continuation of Previous Years OTR Onetime

Year 3 of 3 of OTR#118 from 2022. This OTR is requesting the continuation of funding for two Sheriff's Clerks. This program falls under the Tompkins County Reimagining Public Safety plan, and allows trained, unarmed representatives from the Tompkins County Sheriff's Office to handle certain calls. The unarmed responses may be handled via telephone or in-person at the Public Safety Building depending on the nature of the call. The program is designed to both assess the effectiveness and outcomes of unarmed responses to certain call types and free up time for Sheriff's Deputies to respond to emergency calls, complete investigations, and build more relationships with members of the community. This program took over the Sex Offender Registry Program and handled a total of 151 calls during the 2022 year. One of the Sheriff's Clerk also took courses and became part of the certified US-NYS Chaplin's Task Force. The Sheriff's Office plans on exploring ways to incorporate the Sheriff's Clerks' new certification into expanding services for the community and our office members.

County Administrator Recommendation

Approved onetime funding to support the final year of this multiyear initiative.

3110 - Sheriff - Continuation of Sheriff Clerk Positions

Functional Unit	Account Code	Line Item Description	Account Number Description	Amount
3110	51000		REGULAR PAY	\$117,832
3110	58800		REGULAR PAY	\$52,046
				\$169,878

Department Request

3113 - Sheriff - Addition of 2 Deputies - OTR TARGET

Priority 1 Continuation of Previous Years

OTR Target

Year 2 of Amendment #13 from 2023- Addition of 2 Deputies. This OTR is requesting target funding for two (2) Deputy Sheriff positions. As requested in the original OTR from 2023, in the second and subsequent years all funding would be added to target. The addition of these two deputy positions has had their intended benefit; reduction in overtime, more shifts above minimum staffing levels, allowance of existing staff to utilize their accrued PTO, and ability to actively participate in Reimaging Public Safety recommendations.

County Administrator Recommendation

Unable to recommend this year due to fiscal constraints. Recommend continuing as one-time.

3113 - Sheriff - Addition of 2 Deputies - OTR

Functional Unit	Account Code	Line Item Description	Account Number Description	Amount
3113	51000		REGULAR PAY	\$165,664
3113	58800		REGULAR PAY	\$73,174
3113	54400	Target	PROGRAM EXPENSE	\$23,026
				\$261,864

Department Request

3113 - Sheriff - Tompkins County Crisis Response Unit - OTR MULTIYEAR Priority 2 Continuation of Previous Years OTR MultiYear

Year 2 of 3. This OTR is requesting continued funding for one Deputy Sheriff position to staff a crisis intervention co-response team in partnership with Tompkins County Mental Health. The CARE (Crisis Alternative Response & Engagement) team will be comprised of a Deputy Sheriff and a Licensed Clinical Therapist Counselor from the Tompkins County Mental Health Department. We anticipate being able to officially start the co-response team in the later half of 2023. Over the last year, the Sheriff's Office, the Whole Health Department, and the Department of Emergency Response have worked collaboratively to design a crisis co-response program that will best serve our community. This work has included but it not limited to, meeting with other jurisdictions that have been doing similar work, developing policy, establishing an MOU (Memorandum of Understanding) regarding each department's role, recruitment for the positions, identifying stakeholders that the Team will work closely with, developing branding, establishing quality control measures, establishing minimum qualifications, and continuing training needs for the Team members, etc. The formation of this pilot unit, in consultation with the Mental Health Department, will serve as the vehicle to evaluate and implement future specific plans.

County Administrator Recommendation

Approved onetime funding to support year two of this multiyear initiative.

3113 - Sheriff - Tompkins County Crisis Response Unit - OTR

Functional Unit	Account Code	Line Item Description	Account Number Description	Amount
3113	51000		REGULAR PAY	\$84,282
3113	51200	One-Time	OVERTIME PAY	\$8,000
3113	54421	One-Time	AUTO MAINTENANCE/REPAIRS	\$2,000
3113	51300	One-Time	SHIFT PAY	\$2,000
3113	58800		REGULAR PAY	\$37,227
				\$133,509

Department Request

2024-01-01 3113 - Sheriff - Axon - OTR
TARGET 4 Equipment Target

In 2020, the Sheriff's Office entered into a five (5) year contract with Axon for forty-five (45) Body Worn Cameras and thirty (30) Tasers. The annual cost under the current contract is \$82,980. Over the last three years, the Sheriff's Office has added additional road patrol staff resulting in a need to increase the supply of certain department equipment items and subsequent service contracts.

Due to this need, the Sheriff's Office negotiated a new five (5) year contract with Axon for sixty-five (65) Body Worn Cameras and forty-five (45) Tasers. The annual cost for this new contract is \$124,255, a \$41,275 increase. The option of adding the additional equipment items to the current contract was explored but resulted in higher costs and a less consistent replacement schedule. The new negotiated contract includes unlimited data storage, extended warranties to replace damaged/broken equipment, technical support, annual training cartridges, annual live cartridges, and free upgrades to newer released models. This new contract will take us through 2028.

While much of the jail is covered by security cameras, there is no audio available and if an incident occurs within a jail cell there is no video footage available for review. The Sheriff's Office would like to start a BWC pilot program in the jail. This new contract would provide us with ten (10) to twelve (12) cameras to conduct this pilot program. Body-worn cameras provide an effective tool for reviewing officer/inmate interactions, as a training aid, as a deterrent for inmate misbehavior, and to help ensure accountability for both law enforcement officials and inmates.

3113 - Sheriff - Axon - OTR

Functional Unit	Account Code	Line Item Description	Account Number Description	Amount
3113	54425	Target	SERVICE CONTRACTS	\$41,275
				\$41,275

County Administrator Recommendation

Unable to recommend this year due to fiscal constraints.

Department Request

3113 - Sheriff - Increased Training - OTR TARGET

Priority 6 Maintenance of Effort Target

Over the last four years, the Sheriff's Office has been able to increase the training budget annually with cost savings from within our own functional unit budget, usually through a decrease in overtime expenses. We currently allocate \$25,000 in our training budget for the 3113 functional unit, which equates to less than \$500 per road patrol staff employee, to cover registration fees, travel expenses, and a recently substantially higher meal reimbursement. The Sheriff's Office is requesting an additional \$12,500 for a total of \$37,500 or roughly \$700 per road patrol staff employee for training costs. Training and development help gain and retain employees, increase job satisfaction and morale, decrease liability, and improve job skills.

County Administrator Recommendation

Unable to recommend this year due to fiscal constraints.

3113 - Sheriff - Increased Training - OTR

Functional Unit	Account Code	Line Item Description	Account Number Description	Amount
3113	54412		TRAVEL/TRAINING	\$12,500
				\$12,500

SHERIFF'S OFFICE JAIL

2024 Operating Budget

Department Overview

It is the responsibility of the Corrections Division of the Tompkins County Sheriff's Office to provide a safe and secure environment for inmates committed to the custody of the Sheriff, as well as for inmates, staff, and visitors.



Consolidated Budget - Expenditures & Revenues

	MODIFIED BUDGET	ACTUALS	TARGET	REQUESTED	CNTY ADMIN	TOTAL REC
	FY2023	FY2023	FY2024	FY2024	FY2024	FY2024
Expenses						
SALARY AND WAGES	\$3,269,818	\$1,051,337	\$2,807,134	-	-	\$2,877,608
OVERTIME	\$313,473	\$252,876	\$380,002	-	-	\$324,527
PREMIUM PAY	\$91,135	\$738,289	\$98,537	-	-	\$98,537
FRINGE	\$1,624,729	\$891,103	\$1,327,574	-	-	\$1,327,575
OTHER FINANCE	\$0	-	\$0	-	-	\$0
OTHER CAPITAL EQUIPMENT	\$38,010	\$7,623	\$39,166	-	-	\$39,166
AUTOMOTIVE EQUIPMENT	\$32,035	\$38,310	\$0	-	-	\$0
ALL OTHER CONTR. SVCS.	\$74,971	\$64,012	\$109,252	-	-	\$109,252
OTHER	\$132,724	\$84,664	\$137,324	-	-	\$137,324
OTHER SUPPLIES	\$391,674	\$310,237	\$396,189	-	-	\$396,189
VEHICLES FUEL AND MAINTENANCE	\$163,500	\$126,054	\$133,658	-	-	\$133,658
MAINTENANCE	\$5,000	\$866	\$5,000	-	-	\$5,000
PROGRAM EXPENSE	\$0	-	\$0	-	-	\$0
TRAVEL TRAINING	\$20,000	\$10,368	\$35,000	\$17,500	-	\$20,000
PROFESSIONAL SERVICES	\$225,000	\$663,172	\$225,000	-	-	\$225,000
UTILITIES	\$5,000	\$4,946	\$7,000	-	-	\$7,000
ROLLOVER	\$0	-	-	-	-	-
EXPENSES TOTAL	\$6,387,069	\$4,243,857	\$5,700,836	\$17,500	-	\$5,700,836
Revenues						
LOCAL REVENUES	\$0	-	\$0	-	-	\$0
OTHER REVENUES	\$45,500	\$55,688	\$45,500	-	-	\$45,500
INTERFUND TRANSFER AND REVENUE	\$0	-	\$0	-	-	\$0
STATE AID	\$12,459	\$79,639	\$102,252	-	-	\$102,252
FEDERAL AID	\$0	-	\$0	-	-	\$0
REVENUES TOTAL	\$57,959	\$135,327	\$147,752	-	-	\$147,752
Dept. Net Local	\$6,329,110	\$4,108,529	\$5,553,084	\$17,500	\$0	\$5,553,084

Full Time Equivalents

Position	2019	2020	2021	2022	2023	2024
FTE						
Cook (Jail)	1.40	1.40	1.40	1.40	1.40	1.00
Corrections Captain	1.00	1.00	1.00	1.00	1.00	1.00
Corrections Officer	35.00	35.00	35.00	35.00	35.00	35.00
Corrections Sergeant	0.00	0.00	0.00	0.00	0.00	6.00
Forensic Counselor	1.00	1.00	1.00	1.00	1.00	1.00
Head Cook	1.00	1.00	1.00	1.00	1.00	1.00
Jail Forensic Counselor Trainee	0.00	0.00	0.00	0.00	0.00	1.00
Jail Nurse	1.00	1.00	1.00	1.00	1.00	1.00
Part Time Corrections Officer	2.00	2.00	2.00	2.00	2.00	0.00
Psychiatrist	1.00	1.00	1.00	1.00	0.22	0.10
Reg. Professional Nurse	1.00	1.00	0.00	0.00	0.00	0.00
Sergeant	6.00	6.00	6.00	6.00	6.00	0.00
Undersheriff	1.00	1.00	1.00	1.00	1.00	1.00
FTE	51.40	51.40	50.40	50.40	49.62	48.10

3150 - CORRECTIONS

	ACTUAL	ACTUALS	MOD BUD	TARGET	REQUEST	REC OTR	TOTAL REC
	FY2022	FY2023	FY2023	FY2024	FY2024	FY2024	FY2024
Total Expenses							
SALARY AND WAGES	\$1,536,183	\$988,992	\$3,269,818	\$2,877,608	-	-	\$2,877,608
OVERTIME	\$390,283	\$243,276	\$313,473	\$324,527	-	-	\$324,527
PREMIUM PAY	\$1,022,146	\$695,280	\$91,135	\$98,537	-	-	\$98,537
FRINGE	\$1,389,815	\$841,121	\$1,624,729	\$1,327,575	-	-	\$1,327,575
OTHER FINANCE	-	-	\$0	\$0	-	-	\$0
OTHER CAPITAL EQUIPMENT	\$39,766	\$7,393	\$38,010	\$39,166	-	-	\$39,166
AUTOMOTIVE EQUIPMENT	\$149,657	\$38,310	\$32,035	\$0	-	-	\$0
ALL OTHER CONTR. SVCS.	\$61,872	\$63,736	\$74,971	\$109,252	-	-	\$109,252
OTHER	\$13,249	\$14,788	\$12,700	\$17,300	-	-	\$17,300
OTHER SUPPLIES	\$258,570	\$191,916	\$286,674	\$291,189	-	-	\$291,189
VEHICLES FUEL AND MAINTENANCE	\$82,175	\$109,797	\$163,500	\$133,658	-	-	\$133,658
MAINTENANCE	\$5,207	\$866	\$5,000	\$5,000	-	-	\$5,000
PROGRAM EXPENSE	-	-	\$0	\$0	-	-	\$0
TRAVEL TRAINING	\$22,396	\$10,368	\$20,000	\$20,000	\$17,500	-	\$20,000
PROFESSIONAL SERVICES	-	-	\$0	\$0	-	-	\$0
UTILITIES	\$10,653	\$4,946	\$5,000	\$7,000	-	-	\$7,000
ROLLOVER	-	-	\$0	-	-	-	-
TOTAL EXPENSES TOTAL	\$4,981,972	\$3,210,791	\$5,937,045	\$5,250,812	\$17,500	-	\$5,250,812
Total Revenues							
LOCAL REVENUES	\$784	-	\$0	\$0	-	-	\$0
OTHER REVENUES	\$56,708	\$55,688	\$45,500	\$45,500	-	-	\$45,500
INTERFUND TRANSFER AND REVENUE	-	-	\$0	\$0	-	-	\$0
STATE AID	\$121,068	\$79,639	\$12,459	\$102,252	-	-	\$102,252
FEDERAL AID	-	-	\$0	\$0	-	-	\$0
TOTAL REVENUES TOTAL	\$178,560	\$135,327	\$57,959	\$147,752	-	-	\$147,752
Dept. Net Local	\$4,803,413	\$3,075,464	\$5,879,086	\$5,103,060	\$17,500	\$0	\$5,103,060

3151 - MEDICAL AND BOARDING

	ACTUAL	ACTUALS	MOD BUD	TARGET	REQUEST	REC OTR	TOTAL REC
	FY2022	FY2023	FY2023	FY2024	FY2024	FY2024	FY2024
Total Expenses							
SALARY AND WAGES	-	-	\$0	\$0	-	-	\$0
FRINGE	-	-	\$0	-	-	-	-
OTHER CAPITAL EQUIPMENT	-	-	\$0	\$0	-	-	\$0
OTHER	\$102,035	\$69,866	\$120,024	\$120,024	-	-	\$120,024
OTHER SUPPLIES	\$82,309	\$111,382	\$105,000	\$105,000	-	-	\$105,000
TRAVEL TRAINING	-	-	\$0	\$0	-	-	\$0
PROFESSIONAL SERVICES	\$163,621	\$663,172	\$225,000	\$225,000	-	-	\$225,000
UTILITIES	-	-	\$0	\$0	-	-	\$0
TOTAL EXPENSES TOTAL	\$347,965	\$844,420	\$450,024	\$450,024	-	-	\$450,024
Total Revenues							
OTHER REVENUES	-	-	\$0	\$0	-	-	\$0
STATE AID	-	-	\$0	\$0	-	-	\$0
FEDERAL AID	-	-	\$0	\$0	-	-	\$0
TOTAL REVENUES TOTAL	-	-	\$0	\$0	-	-	\$0
Dept. Net Local	\$347,965	\$844,420	\$450,024	\$450,024	\$0	\$0	\$450,024

SHERIFF'S OFFICE JAIL - OTR

2024 Over Target Requests (OTRs)

Over Target Requests Summary

	TARGET	REQ TARGET	REQ ONETIME	REC ONETIME	TOTAL REC
	FY2024	FY2024	FY2024	FY2024	FY2024
Expenses					
Sheriff's Office - Jail	\$5,700,836	\$17,500	-	-	\$5,700,836
EXPENSES TOTAL	\$5,700,836	\$17,500	-	-	\$5,700,836
Revenues					
Sheriff's Office - Jail	\$147,752	-	-	-	\$147,752
REVENUES TOTAL	\$147,752	-	-	-	\$147,752
Revenues - Expenses	\$5,553,084	\$17,500	\$0	\$0	\$5,553,084

Department Request

3150 - Sheriff Jail - Increased Training - OTR

TARGET

Priority 5 Maintenance of Effort Target

County Administrator Recommendation

Unable to recommend this year due to fiscal constraints.

Over the last four years, the Sheriff's Office has been able to increase the training budget annually with cost savings from within our own functional unit budget, usually through a decrease in overtime expenses. We currently allocate \$20,000 in our training budget for the 3150 functional unit, which equates to less than \$400 per jail staff employee, to cover registration fees, travel expenses, and a recently substantially higher meal reimbursement. The Sheriff's Office is requesting an additional \$17,500 for a total of \$37,500 or roughly \$700 per jail staff employee for training costs. Training and development help gain and retain employees, increase job satisfaction and morale, decrease liability, and improve job skills.

3150 - Sheriff Jail - Increased Training - OTR

Functional Unit	Account Code	Line Item Description	Account Number Description	Amount
3150	54412		TRAVEL/TRAINING	\$17,500
				\$17,500

SOCIAL SERVICES DEPARTMENT

2024 Operating Budget

Department Overview

We Provide Benefits And Services To Sustain Families And Individuals And Assist Them To Achieve Independence.

Department staff determine applicants' eligibility for public assistance programs and, through those program, help recipients to meet their basic needs for food, clothing, shelter, heating, and utilities. To assist these clients to increase and maintain self-sufficiency, our program offerings include employment services, education and training, subsidized day care, and establishment and collection of child support.



Consolidated Budget - Expenditures & Revenues

	MODIFIED BUDGET	ACTUALS	TARGET	REQUESTED	CNTY ADMIN	TOTAL REC
	FY2023	FY2023	FY2024	FY2024	FY2024	FY2024
Expenses						
SALARY AND WAGES	\$11,133,970	\$7,022,304	\$11,446,945	-	-	\$11,446,947
OVERTIME	\$131,950	\$18,324	\$131,950	-	-	\$131,950
PREMIUM PAY	\$130,000	\$328,820	\$123,002	-	-	\$123,002
FRINGE	\$5,029,552	\$3,211,298	\$5,168,728	-	-	\$5,168,728
OTHER FINANCE	\$0	-	\$0	-	-	\$0
OTHER CAPITAL EQUIPMENT	\$51,325	\$39,571	\$46,025	-	-	\$46,025
AUTOMOTIVE EQUIPMENT	\$199,699	\$76,919	\$139,000	-	-	\$139,000
ALL OTHER CONTR. SVCS.	\$18,476	\$46,019	\$18,023	-	-	\$18,023
OTHER	\$636,111	\$518,042	\$611,010	-	-	\$611,010
OTHER SUPPLIES	\$84,430	\$62,441	\$76,797	-	-	\$76,797
VEHICLES FUEL AND MAINTENANCE	\$25,500	\$17,686	\$30,252	-	-	\$30,252
MAINTENANCE	\$5,000	-	\$6,500	-	-	\$6,500
PROGRAM EXPENSE	\$33,979,957	\$24,398,132	\$36,863,267	-	-	\$36,863,267
TRAVEL TRAINING	\$81,000	\$103,570	\$86,000	-	-	\$86,000
RENT	\$0	-	\$0	-	-	\$0
PROFESSIONAL SERVICES	\$855,890	\$313,489	\$836,393	-	-	\$836,393
UTILITIES	\$69,600	\$24,813	\$59,558	-	-	\$59,558
ROLLOVER	\$0	-	-	-	-	-
EXPENSES TOTAL	\$52,432,460	\$36,181,427	\$55,643,450	-	-	\$55,643,452
Revenues						
LOCAL REVENUES	\$1,031,171	\$765,110	\$1,176,090	-	-	\$1,176,090
APPLIED ROLLOVER (REV)	\$0	-	\$0	-	-	\$0
OTHER REVENUES	\$12,000	\$136,539	\$12,000	-	-	\$12,000
INTERFUND TRANSFER AND REVENUE	\$0	-	\$0	-	-	\$0
STATE AID	\$15,039,904	\$10,446,978	\$16,622,027	-	-	\$16,622,027
FEDERAL AID	\$13,394,893	\$11,375,056	\$13,550,909	-	-	\$13,550,909
REVENUES TOTAL	\$29,477,968	\$22,723,683	\$31,361,026	-	-	\$31,361,026
Dept. Net Local	\$22,954,492	\$13,457,744	\$24,282,424	\$0	\$0	\$24,282,426

Full Time Equivalents

Position	2019	2020	2021	2022	2023	2024
FTE						
Account Clerk/Typist	2.00	3.00	1.00	1.00	2.00	2.00
Accounting Supervisor	1.00	1.00	0.00	1.00	1.00	1.00
Administrative Assistant	2.00	2.00	1.00	0.00	0.00	0.00
Administrative Assistant - Level 1	9.43	8.43	5.00	4.00	5.00	7.00
Administrative Assistant - Level 2	1.00	1.00	1.00	2.00	2.00	1.00
Administrative Assistant - Level 3	3.00	3.00	4.00	4.00	3.00	4.00
Administrative Assistant - Level 4	2.00	1.00	2.00	2.00	3.00	4.00
Case Aide	3.00	4.00	4.00	4.00	4.00	4.00
Case Supervisor "A"	1.00	1.00	1.00	1.00	1.00	1.00
Case Supervisor "B"	9.00	9.00	9.00	9.00	10.00	10.00
Casework Assistant	3.00	3.00	3.00	3.00	3.00	4.00
Caseworker	19.00	20.00	19.00	21.00	25.00	25.00
Commissioner	1.00	1.00	1.00	1.00	1.00	0.00
Commissioner Of Social Services	0.00	0.00	0.00	0.00	0.00	1.00
Coord of Child Support Enforce	0.00	0.00	0.00	0.00	0.00	1.00
Coordinator	0.00	0.00	0.00	1.00	0.00	0.00
Coordinator of Child Support	1.00	1.00	1.00	1.00	0.00	0.00
Coordinator of Child Support Enforcement	0.00	0.00	0.00	0.00	1.00	0.00
Deputy Commissioner	1.00	1.00	1.00	1.00	1.00	0.00
Deputy Commissioner of Social Services	0.00	0.00	0.00	0.00	0.00	2.00
Dir of Administrative Services	0.00	0.00	0.00	0.00	0.00	1.00
Director of Administrative Services	1.00	1.00	1.00	2.00	1.00	0.00
Director of Administrative Services Trainee	0.00	0.00	0.00	0.00	0.50	0.00
Director Of Administrative Services Trainee	0.00	0.00	0.00	0.00	0.00	0.00
Director of Eligibility	0.00	0.00	0.00	0.00	1.00	1.00
Director of Operations	1.00	1.00	1.00	1.00	0.00	0.00
Director of Services	1.00	1.00	1.00	1.00	1.00	1.00
Division Coordinator	4.00	4.00	4.00	4.00	1.00	0.00
Employee Relations Liaison	0.00	0.00	0.00	0.00	1.00	1.00
Facilities and Security Manager	0.00	0.00	0.00	0.00	1.00	1.00
Financial Investigator	6.00	5.00	5.00	5.00	5.00	5.00
Fiscal Coordinator	0.00	1.00	1.00	0.00	0.00	0.00
Information Aide	3.00	2.00	5.50	6.00	4.00	2.00
Keyboard Specialist	4.00	3.00	3.00	1.00	1.00	1.00
Lg Term Care/Adult Pro Svc Co	1.00	1.00	1.00	1.00	1.00	1.00
Microcomputer Specialist	2.00	2.00	2.00	2.00	2.00	2.00
Principal Account Clerk Typist	0.00	0.00	0.00	0.00	0.00	2.00
Principal Account Clerk/Typist	1.00	1.00	0.00	0.00	2.00	0.00
Principal Social Welfare Examiner	1.00	1.00	1.00	1.00	4.00	5.00
Prog Audit and Quality Assurance Coord	0.00	0.00	0.00	0.00	0.00	1.00
Program Audit and QA Coordinator	0.00	0.00	0.00	1.00	1.00	0.00
Program Development Specialist	1.00	1.00	1.00	1.00	1.00	1.00
Receptionist	3.00	2.00	2.00	2.00	2.00	2.00
Registered Professional Nurse	4.00	4.00	4.00	4.00	4.00	4.00
Security Officer	3.00	3.00	3.00	5.00	3.00	3.00
Security Officer (Per Diem)	0.00	0.00	0.00	0.00	0.00	0.00
Senior Account Clerk/Typist	0.00	2.00	3.00	3.00	2.00	2.00
Senior Caseworker	23.00	24.00	25.00	24.00	23.00	23.00
Senior Financial Investigator	1.00	1.00	1.00	1.00	1.00	1.00
Senior Social Welfare Examiner	13.00	13.00	14.00	14.00	14.00	14.00
Senior Typist	1.00	1.00	1.00	0.00	0.00	0.00
Social Services Attorney	3.00	3.00	3.00	4.00	4.00	4.00
Social Welfare Examiner	40.00	42.00	41.00	39.00	38.00	39.00
Staff Development & Quality Supervisor	0.00	0.00	0.00	0.00	0.00	1.00

Position	2019	2020	2021	2022	2023	2024
Staff Development and Quality	1.00	1.00	1.00	1.00	0.00	0.00
Staff Development and Quality Supervisor	0.00	0.00	0.00	0.00	1.00	0.00
Staff Retention & Human Resources Coord	0.00	0.00	0.00	0.00	0.00	0.00
Substance Abuse Evaluator	1.00	1.00	1.00	1.00	1.00	1.00
Systems Analyst	1.00	1.00	1.00	1.00	1.00	1.00
Welfare Investigator	0.00	0.00	0.00	0.00	1.00	1.00
FTE	178.43	181.43	179.50	181.00	184.50	188.00

6010 - PLNG. & COORD. (DSS)

	ACTUAL	ACTUALS	MOD BUD	TARGET	REQUEST	REC OTR	TOTAL REC
	FY2022	FY2023	FY2023	FY2024	FY2024	FY2024	FY2024
Total Expenses							
SALARY AND WAGES	\$10,204,765	\$6,643,421	\$11,133,970	\$11,446,947	-	-	\$11,446,947
OVERTIME	\$19,021	\$16,317	\$131,950	\$131,950	-	-	\$131,950
PREMIUM PAY	\$419,895	\$294,102	\$130,000	\$123,002	-	-	\$123,002
FRINGE	\$5,013,561	\$3,030,592	\$5,029,552	\$5,168,728	-	-	\$5,168,728
OTHER FINANCE	-	-	\$0	\$0	-	-	\$0
OTHER CAPITAL EQUIPMENT	\$49,845	\$37,085	\$51,325	\$46,025	-	-	\$46,025
AUTOMOTIVE EQUIPMENT	\$70,713	\$76,919	\$199,699	\$139,000	-	-	\$139,000
ALL OTHER CONTR. SVCS.	\$16,775	\$19,596	\$18,476	\$18,023	-	-	\$18,023
OTHER	\$313,787	\$126,020	\$436,111	\$483,915	-	-	\$483,915
OTHER SUPPLIES	\$122,525	\$60,557	\$84,430	\$76,797	-	-	\$76,797
VEHICLES FUEL AND MAINTENANCE	\$21,791	\$17,088	\$25,500	\$30,252	-	-	\$30,252
MAINTENANCE	-	-	\$5,000	\$6,500	-	-	\$6,500
PROGRAM EXPENSE	\$2,797,247	\$3,148,452	\$4,407,406	\$3,383,564	-	-	\$3,383,564
TRAVEL TRAINING	\$71,073	\$102,628	\$81,000	\$86,000	-	-	\$86,000
RENT	-	-	\$0	\$0	-	-	\$0
PROFESSIONAL SERVICES	\$450,294	\$313,569	\$855,890	\$836,393	-	-	\$836,393
UTILITIES	\$43,888	\$23,771	\$69,600	\$59,558	-	-	\$59,558
ROLLOVER	-	-	\$0	-	-	-	-
TOTAL EXPENSES TOTAL	\$19,615,179	\$13,910,116	\$22,659,909	\$22,036,654	-	-	\$22,036,654
Total Revenues							
LOCAL REVENUES	\$369,745	\$185,133	\$278,808	\$281,631	-	-	\$281,631
APPLIED ROLLOVER (REV)	-	-	\$0	\$0	-	-	\$0
OTHER REVENUES	\$1	\$37,959	\$12,000	\$12,000	-	-	\$12,000
INTERFUND TRANSFER AND REVENUE	-	-	\$0	\$0	-	-	\$0
STATE AID	\$9,287,055	\$5,917,227	\$8,482,967	\$8,652,428	-	-	\$8,652,428
FEDERAL AID	\$12,924,120	\$6,941,450	\$7,965,914	\$7,414,581	-	-	\$7,414,581
TOTAL REVENUES TOTAL	\$22,580,921	\$13,081,770	\$16,739,689	\$16,360,640	-	-	\$16,360,640
Dept. Net Local	-\$2,965,742	\$828,347	\$5,920,220	\$5,676,014	\$0	\$0	\$5,676,014

6055 - DAYCARE

	ACTUAL	ACTUALS	MOD BUD	TARGET	REQUEST	REC OTR	TOTAL REC
	FY2022	FY2023	FY2023	FY2024	FY2024	FY2024	FY2024
Total Expenses							
PROGRAM EXPENSE	\$1,277,200	\$1,533,040	\$2,030,634	\$2,962,551	-	-	\$2,962,551
TOTAL EXPENSES TOTAL	\$1,277,200	\$1,533,040	\$2,030,634	\$2,962,551	-	-	\$2,962,551
Total Revenues							
LOCAL REVENUES	\$2,412	\$2,700	\$0	\$5,000	-	-	\$5,000
OTHER REVENUES	\$598	-	\$0	\$0	-	-	\$0
STATE AID	\$1,895,862	\$1,282,058	\$1,959,882	\$2,886,799	-	-	\$2,886,799
FEDERAL AID	-	-	\$0	\$0	-	-	\$0
TOTAL REVENUES TOTAL	\$1,898,872	\$1,284,758	\$1,959,882	\$2,891,799	-	-	\$2,891,799
Dept. Net Local	-\$621,671	\$248,282	\$70,752	\$70,752	\$0	\$0	\$70,752

6070 - PURCHASE OF SERVICES

	ACTUAL	ACTUALS	MOD BUD	TARGET	REQUEST	REC OTR	TOTAL REC
	FY2022	FY2023	FY2023	FY2024	FY2024	FY2024	FY2024
Total Expenses							
OTHER FINANCE	-	-	\$0	\$0	-	-	\$0
OTHER	-	-	\$0	\$0	-	-	\$0
PROGRAM EXPENSE	\$1,123,703	\$923,326	\$1,446,941	\$1,837,781	-	-	\$1,837,781
ROLLOVER	-	-	\$0	-	-	-	-
TOTAL EXPENSES TOTAL	\$1,123,703	\$923,326	\$1,446,941	\$1,837,781	-	-	\$1,837,781
Total Revenues							
LOCAL REVENUES	-	-	\$1,685	\$0	-	-	\$0
OTHER REVENUES	\$215	-	\$0	\$0	-	-	\$0
STATE AID	\$693,692	\$635,394	\$843,728	\$1,128,095	-	-	\$1,128,095
FEDERAL AID	-\$29,781	\$784,517	\$0	\$0	-	-	\$0
TOTAL REVENUES TOTAL	\$664,126	\$1,419,911	\$845,413	\$1,128,095	-	-	\$1,128,095
Dept. Net Local	\$459,578	-\$496,585	\$601,528	\$709,686	\$0	\$0	\$709,686

6100 - MEDICAID

	ACTUAL	ACTUALS	MOD BUD	TARGET	REQUEST	REC OTR	TOTAL REC
	FY2022	FY2023	FY2023	FY2024	FY2024	FY2024	FY2024
Total Expenses							
PROGRAM EXPENSE	\$9,728,054	\$6,626,086	\$10,521,407	\$11,767,634	-	-	\$11,767,634
TOTAL EXPENSES TOTAL	\$9,728,054	\$6,626,086	\$10,521,407	\$11,767,634	-	-	\$11,767,634
Total Revenues							
OTHER REVENUES	-	-	\$0	\$0	-	-	\$0
FEDERAL AID	-	-	\$0	\$0	-	-	\$0
TOTAL REVENUES TOTAL	-	-	\$0	\$0	-	-	\$0
Dept. Net Local	\$9,728,054	\$6,626,086	\$10,521,407	\$11,767,634	\$0	\$0	\$11,767,634

6101 - MEDICAL ASSISTANCE

	ACTUAL	ACTUALS	MOD BUD	TARGET	REQUEST	REC OTR	TOTAL REC
	FY2022	FY2023	FY2023	FY2024	FY2024	FY2024	FY2024
Total Expenses							
PROGRAM EXPENSE	\$1,126	-	\$3,000	\$10,000	-	-	\$10,000
TOTAL EXPENSES TOTAL	\$1,126	-	\$3,000	\$10,000	-	-	\$10,000
Total Revenues							
LOCAL REVENUES	\$132,092	\$75,458	\$140,000	\$104,000	-	-	\$104,000
OTHER REVENUES	-	-	\$0	\$0	-	-	\$0
STATE AID	-\$74,318	-\$27,223	-\$65,760	-\$45,120	-	-	-\$45,120
FEDERAL AID	-\$63,229	-\$22,074	-\$71,240	-\$48,880	-	-	-\$48,880
TOTAL REVENUES TOTAL	-\$5,455	\$26,161	\$3,000	\$10,000	-	-	\$10,000
Dept. Net Local	\$6,581	-\$26,161	\$0	\$0	\$0	\$0	\$0

6106 SPEC. NEEDS ADULT FAM.

	ACTUAL	ACTUALS	MOD BUD	TARGET	REQUEST	REC OTR	TOTAL REC
	FY2022	FY2023	FY2023	FY2024	FY2024	FY2024	FY2024
Total Expenses							
PROGRAM EXPENSE	-	-	\$2,000	\$9,000	-	-	\$9,000
TOTAL EXPENSES TOTAL	-	-	\$2,000	\$9,000	-	-	\$9,000
Total Revenues							
STATE AID	-	-	\$2,000	\$9,000	-	-	\$9,000
TOTAL REVENUES TOTAL	-	-	\$2,000	\$9,000	-	-	\$9,000
Dept. Net Local	\$0	\$0	\$0	\$0	\$0	\$0	\$0

6109 FAMILY ASSISTANCE

	ACTUAL	ACTUALS	MOD BUD	TARGET	REQUEST	REC OTR	TOTAL REC
	FY2022	FY2023	FY2023	FY2024	FY2024	FY2024	FY2024
Total Expenses							
PROGRAM EXPENSE	\$3,606,867	\$2,540,602	\$2,964,378	\$3,613,092	-	-	\$3,613,092
TOTAL EXPENSES TOTAL	\$3,606,867	\$2,540,602	\$2,964,378	\$3,613,092	-	-	\$3,613,092
Total Revenues							
LOCAL REVENUES	\$316,337	\$204,375	\$67,154	\$71,246	-	-	\$71,246
OTHER REVENUES	\$2,006	\$8,744	\$0	\$0	-	-	\$0
STATE AID	\$308,485	\$386,657	\$182,827	\$2,840	-	-	\$2,840
FEDERAL AID	\$3,854,676	\$1,970,105	\$2,461,493	\$3,529,811	-	-	\$3,529,811
TOTAL REVENUES TOTAL	\$4,481,504	\$2,569,881	\$2,711,474	\$3,603,897	-	-	\$3,603,897
Dept. Net Local	-\$874,637	-\$29,279	\$252,904	\$9,195	\$0	\$0	\$9,195

6119 CHILD CARE

	ACTUAL	ACTUALS	MOD BUD	TARGET	REQUEST	REC OTR	TOTAL REC
	FY2022	FY2023	FY2023	FY2024	FY2024	FY2024	FY2024
Total Expenses							
PROGRAM EXPENSE	\$5,829,383	\$4,233,236	\$7,114,073	\$6,157,682	-	-	\$6,157,682
TOTAL EXPENSES TOTAL	\$5,829,383	\$4,233,236	\$7,114,073	\$6,157,682	-	-	\$6,157,682
Total Revenues							
LOCAL REVENUES	\$20,049	\$7,626	\$135,618	\$170,522	-	-	\$170,522
OTHER REVENUES	\$1,262	-	\$0	\$0	-	-	\$0
STATE AID	\$3,751,852	\$1,119,856	\$1,877,518	\$1,859,181	-	-	\$1,859,181
FEDERAL AID	\$4,990,887	\$1,717,276	\$2,970,300	\$2,626,126	-	-	\$2,626,126
TOTAL REVENUES TOTAL	\$8,764,050	\$2,844,758	\$4,983,436	\$4,655,829	-	-	\$4,655,829
Dept. Net Local	-\$2,934,667	\$1,388,478	\$2,130,637	\$1,501,853	\$0	\$0	\$1,501,853

6123 DELINQUENT CARE

	ACTUAL	ACTUALS	MOD BUD	TARGET	REQUEST	REC OTR	TOTAL REC
	FY2022	FY2023	FY2023	FY2024	FY2024	FY2024	FY2024
Total Expenses							
PROGRAM EXPENSE	\$422,264	\$356,934	\$579,457	\$668,912	-	-	\$668,912
TOTAL EXPENSES TOTAL	\$422,264	\$356,934	\$579,457	\$668,912	-	-	\$668,912
Total Revenues							
LOCAL REVENUES	-	-	\$0	\$0	-	-	\$0
OTHER REVENUES	-	-	\$0	\$0	-	-	\$0
STATE AID	\$146,062	\$200,954	\$484,443	\$514,755	-	-	\$514,755
FEDERAL AID	\$190	-	\$0	\$0	-	-	\$0
TOTAL REVENUES TOTAL	\$146,252	\$200,954	\$484,443	\$514,755	-	-	\$514,755
Dept. Net Local	\$276,012	\$155,981	\$95,014	\$154,157	\$0	\$0	\$154,157

6129 STATE TRAINING SCHOOLS

	ACTUAL	ACTUALS	MOD BUD	TARGET	REQUEST	REC OTR	TOTAL REC
	FY2022	FY2023	FY2023	FY2024	FY2024	FY2024	FY2024
Total Expenses							
OTHER	\$388,558	\$387,393	\$200,000	\$127,095	-	-	\$127,095
PROGRAM EXPENSE	-	-	\$0	\$0	-	-	\$0
TOTAL EXPENSES TOTAL	\$388,558	\$387,393	\$200,000	\$127,095	-	-	\$127,095
Total Revenues							
LOCAL REVENUES	-	-	\$0	\$0	-	-	\$0
TOTAL REVENUES TOTAL	-	-	\$0	\$0	-	-	\$0
Dept. Net Local	\$388,558	\$387,393	\$200,000	\$127,095	\$0	\$0	\$127,095

6140 SAFETY NET

	ACTUAL	ACTUALS	MOD BUD	TARGET	REQUEST	REC OTR	TOTAL REC
	FY2022	FY2023	FY2023	FY2024	FY2024	FY2024	FY2024
Total Expenses							
PROGRAM EXPENSE	\$4,929,480	\$3,913,903	\$4,756,770	\$6,349,517	-	-	\$6,349,517
TOTAL EXPENSES TOTAL	\$4,929,480	\$3,913,903	\$4,756,770	\$6,349,517	-	-	\$6,349,517
Total Revenues							
LOCAL REVENUES	\$269,377	\$240,337	\$322,055	\$455,008	-	-	\$455,008
OTHER REVENUES	\$4,933	\$13,759	\$0	\$0	-	-	\$0
STATE AID	\$2,126,883	\$926,068	\$1,233,279	\$1,601,623	-	-	\$1,601,623
FEDERAL AID	-	\$17,399	\$78,426	\$39,271	-	-	\$39,271
TOTAL REVENUES TOTAL	\$2,401,193	\$1,197,563	\$1,633,760	\$2,095,902	-	-	\$2,095,902
Dept. Net Local	\$2,528,286	\$2,716,341	\$3,123,010	\$4,253,615	\$0	\$0	\$4,253,615

6141 FUEL CRISIS ASSIST. STATE

	ACTUAL	ACTUALS	MOD BUD	TARGET	REQUEST	REC OTR	TOTAL REC
	FY2022	FY2023	FY2023	FY2024	FY2024	FY2024	FY2024
Total Expenses							
PROGRAM EXPENSE	\$10,031	\$31,515	\$75,000	\$75,000	-	-	\$75,000
TOTAL EXPENSES TOTAL	\$10,031	\$31,515	\$75,000	\$75,000	-	-	\$75,000
Total Revenues							
LOCAL REVENUES	\$108,556	\$49,461	\$85,000	\$85,000	-	-	\$85,000
OTHER REVENUES	\$8,002	\$851	\$0	\$0	-	-	\$0
FEDERAL AID	-\$44,472	-\$33,617	-\$10,000	-\$10,000	-	-	-\$10,000
TOTAL REVENUES TOTAL	\$72,086	\$16,695	\$75,000	\$75,000	-	-	\$75,000
Dept. Net Local	-\$62,056	\$14,820	\$0	\$0	\$0	\$0	\$0

6142 EMERG. AID TO ADULTS

	ACTUAL	ACTUALS	MOD BUD	TARGET	REQUEST	REC OTR	TOTAL REC
	FY2022	FY2023	FY2023	FY2024	FY2024	FY2024	FY2024
Total Expenses							
PROGRAM EXPENSE	\$32,720	\$20,822	\$78,891	\$28,534	-	-	\$28,534
TOTAL EXPENSES TOTAL	\$32,720	\$20,822	\$78,891	\$28,534	-	-	\$28,534
Total Revenues							
LOCAL REVENUES	\$902	\$20	\$851	\$3,683	-	-	\$3,683
OTHER REVENUES	-	\$3	\$0	\$0	-	-	\$0
STATE AID	\$33,831	\$5,987	\$39,020	\$12,426	-	-	\$12,426
TOTAL REVENUES TOTAL	\$34,733	\$6,010	\$39,871	\$16,109	-	-	\$16,109
Dept. Net Local	-\$2,013	\$14,812	\$39,020	\$12,425	\$0	\$0	\$12,425

TOMPKINS CENTER FOR HISTORY & CULTURE

2024 Operating Budget

Department Overview

Opening in 2019 the Tompkins Center for History and Culture will be a vibrant cultural destination on the Commons in downtown Ithaca, NY. It will deliver engaging multimedia exhibits and program experiences on local and regional history and on Tompkins County's impact on the world. TCHC has three main goals: 1) build community by offering opportunities to deepen connections among County residents through sharing of narratives and place-based initiatives; 2) engage the public in a vibrant exploration of our unique community through history, heritage and cultural lenses; and 3) orient visitors to local tourism opportunities. Also, the co-location of the Downtown Visitors Center generates additional opportunities for the CVB's visitor services staff to engage more visitors in exploring the community.



Consolidated Budget - Expenditures & Revenues

	MODIFIED BUDGET	ACTUALS	TARGET	REQUESTED	CNTY ADMIN	TOTAL REC
	FY2023	FY2023	FY2024	FY2024	FY2024	FY2024
Expenses						
OTHER FINANCE	\$30,000	\$113,252	\$30,000	-	-	\$30,000
OTHER CAPITAL EQUIPMENT	-	-	\$0	-	-	\$0
ALL OTHER CONTR. SVCS.	\$0	\$1,292	\$0	-	-	\$0
OTHER	\$5,000	\$4,681	\$5,000	-	-	\$5,000
OTHER SUPPLIES	\$0	-	\$0	-	-	\$0
MAINTENANCE	\$0	-	\$0	-	-	\$0
PROGRAM EXPENSE	\$56,000	\$28,000	\$56,000	-	-	\$56,000
RENT	\$4,200	-	\$4,200	-	-	\$4,200
PROFESSIONAL SERVICES	\$0	-	\$0	-	-	\$0
UTILITIES	\$0	-	\$0	-	-	\$0
EXPENSES TOTAL	\$95,200	\$147,226	\$95,200	-	-	\$95,200
Revenues						
LOCAL REVENUES	\$4,200	-	\$4,200	-	-	\$4,200
INTERFUND TRANSFER AND REVENUE	\$91,000	\$91,000	\$91,000	-	-	\$91,000
REVENUES TOTAL	\$95,200	\$91,000	\$95,200	-	-	\$95,200
Dept. Net Local	\$0	\$56,226	\$0	\$0	\$0	\$0

7989 - TOMP CTR FOR HIST&CULTURE


	ACTUAL	ACTUALS	MOD BUD	TARGET	REQUEST	REC OTR	TOTAL REC
	FY2022	FY2023	FY2023	FY2024	FY2024	FY2024	FY2024
Total Expenses							
OTHER FINANCE	\$113,252	\$113,252	\$30,000	\$30,000	-	-	\$30,000
OTHER CAPITAL EQUIPMENT	-	-	-	\$0	-	-	\$0
ALL OTHER CONTR. SVCS.	\$2,237	\$1,292	\$0	\$0	-	-	\$0
OTHER	\$4,298	\$4,681	\$5,000	\$5,000	-	-	\$5,000
OTHER SUPPLIES	-	-	\$0	\$0	-	-	\$0
MAINTENANCE	-	-	\$0	\$0	-	-	\$0
PROGRAM EXPENSE	\$56,000	\$28,000	\$56,000	\$56,000	-	-	\$56,000
RENT	-	-	\$4,200	\$4,200	-	-	\$4,200
PROFESSIONAL SERVICES	-	-	\$0	\$0	-	-	\$0
UTILITIES	\$5,369	-	\$0	\$0	-	-	\$0
TOTAL EXPENSES TOTAL	\$181,156	\$147,226	\$95,200	\$95,200	-	-	\$95,200
Total Revenues							
LOCAL REVENUES	-	-	\$4,200	\$4,200	-	-	\$4,200
INTERFUND TRANSFER AND REVENUE	\$91,000	\$91,000	\$91,000	\$91,000	-	-	\$91,000
TOTAL REVENUES TOTAL	\$91,000	\$91,000	\$95,200	\$95,200	-	-	\$95,200
Dept. Net Local	\$90,156	\$56,226	\$0	\$0	\$0	\$0	\$0

TOURISM PROMOTION

2024 Operating Budget

Department Overview

Hotel room occupancy tax (established by Local Law No. 4 of 1989) is used to strengthen Tompkins County's tourism products and marketing to insure a healthy tourism industry in Tompkins County. The Convention and Visitors Bureau is supported by these funds, and other initiatives are also financed by this program to encourage the development of, and out-of-county marketing for, attractions, events, and activities that will increase stay-over visitors in Tompkins County. The room tax fund balance is a result of tourism program revenues exceeding expenditures in prior years. Hotel room occupancy taxes are used for the enhancement of the general economy of Tompkins County through promotion of tourism.



Consolidated Budget - Expenditures & Revenues

	MODIFIED BUDGET	ACTUALS	TARGET	REQUESTED	CNTY ADMIN	TOTAL REC
	FY2023	FY2023	FY2024	FY2024	FY2024	FY2024
Expenses						
SALARY AND WAGES	\$0	-	\$0	-	-	\$0
PREMIUM PAY	-	-	\$0	-	-	\$0
FRINGE	\$0	-	\$0	-	-	\$0
OTHER FINANCE	\$132,800	\$166,409	\$177,680	-	-	\$177,680
OTHER CAPITAL EQUIPMENT	\$0	-	\$0	-	-	\$0
ALL OTHER CONTR. SVCS.	\$0	-	\$0	-	-	\$0
OTHER	\$4,045,250	\$1,777,359	\$3,095,353	-	-	\$3,095,353
OTHER SUPPLIES	\$0	-	\$0	-	-	\$0
PROGRAM EXPENSE	\$0	-	\$0	-	-	\$0
TRAVEL TRAINING	\$0	-	\$0	-	-	\$0
PROFESSIONAL SERVICES	\$453,288	\$311,244	\$373,519	-	-	\$373,519
EXPENSES TOTAL	\$4,631,338	\$2,255,012	\$3,646,552	-	-	\$3,646,552
Revenues						
LOCAL REVENUES	\$4,321,088	\$1,317,323	\$3,646,552	-	-	\$3,646,552
OTHER REVENUES	\$0	\$4,059	\$0	-	-	\$0
FEDERAL AID	\$0	\$91,230	\$0	-	-	\$0
REVENUES TOTAL	\$4,321,088	\$1,412,611	\$3,646,552	-	-	\$3,646,552
Dept. Net Local	\$310,250	\$842,400	\$0	\$0	\$0	\$0

6475 - ROOM TAX

	ACTUAL	ACTUALS	MOD BUD	TARGET	REQUEST	REC OTR	TOTAL REC
	FY2022	FY2023	FY2023	FY2024	FY2024	FY2024	FY2024
Total Expenses							
SALARY AND WAGES	-	-	\$0	\$0	-	-	\$0
PREMIUM PAY	-	-	-	\$0	-	-	\$0
FRINGE	-	-	\$0	\$0	-	-	\$0
OTHER FINANCE	\$151,809	\$166,409	\$132,800	\$177,680	-	-	\$177,680
OTHER CAPITAL EQUIPMENT	-	-	\$0	\$0	-	-	\$0
ALL OTHER CONTR. SVCS.	-	-	\$0	\$0	-	-	\$0
OTHER	\$2,030,852	\$1,777,359	\$4,045,250	\$3,095,353	-	-	\$3,095,353
OTHER SUPPLIES	-	-	\$0	\$0	-	-	\$0
PROGRAM EXPENSE	\$25,173	-	\$0	\$0	-	-	\$0
TRAVEL TRAINING	-	-	\$0	\$0	-	-	\$0
PROFESSIONAL SERVICES	\$278,300	\$311,244	\$453,288	\$373,519	-	-	\$373,519
TOTAL EXPENSES TOTAL	\$2,486,134	\$2,255,012	\$4,631,338	\$3,646,552	-	-	\$3,646,552
Total Revenues							
LOCAL REVENUES	\$3,807,060	\$1,317,323	\$4,321,088	\$3,646,552	-	-	\$3,646,552
OTHER REVENUES	\$20,000	\$4,059	\$0	\$0	-	-	\$0
FEDERAL AID	\$547,835	\$91,230	\$0	\$0	-	-	\$0
TOTAL REVENUES TOTAL	\$4,374,895	\$1,412,611	\$4,321,088	\$3,646,552	-	-	\$3,646,552
Dept. Net Local	-\$1,888,761	\$842,400	\$310,250	\$0	\$0	\$0	\$0

TRANSPORTATION PLANNING

2024 Operating Budget

Department Overview

The Transportation Planning Department oversees Fixed Route and complementary paratransit services along with Mobility Management programs to provide county residents with Access for all and break down transportation barriers. The fixed route system is Tompkins Consolidated Area Transit (TCAT), which is a joint venture of Cornell University, the City of Ithaca, and Tompkins County to provide public transit service to Tompkins County and a portion of Tioga County. The program also supports Gadabout transportation services to senior citizens and disabled persons, para-transit service and demand response in compliance with the Americans with Disabilities Act.



Consolidated Budget - Expenditures & Revenues

	MODIFIED BUDGET	ACTUALS	TARGET	REQUESTED	CNTY ADMIN	TOTAL REC
	FY2023	FY2023	FY2024	FY2024	FY2024	FY2024
Expenses						
SALARY AND WAGES	\$210,436	\$150,888	\$212,930	-	-	\$212,930
OVERTIME	\$0	-	\$0	-	-	\$0
PREMIUM PAY	\$1,750	\$4,349	\$1,750	-	-	\$1,750
FRINGE	\$89,822	\$56,067	\$94,824	-	-	\$94,824
OTHER CAPITAL EQUIPMENT	\$18,000	\$2,726	\$2,000	-	-	\$2,000
AUTOMOTIVE EQUIPMENT	\$0	-	\$0	-	-	\$0
ALL OTHER CONTR. SVCS.	\$824,966	\$442,742	\$587,185	-	-	\$587,185
OTHER	\$7,010	-	\$8,903	-	-	\$8,903
OTHER SUPPLIES	\$5,400	\$105	\$4,900	-	-	\$4,900
PROGRAM EXPENSE	\$10,000	\$22,176	\$10,000	-	-	\$10,000
TRAVEL TRAINING	\$5,000	-	\$45,000	-	-	\$45,000
RENT	-	-	\$12,000	-	-	\$12,000
PROFESSIONAL SERVICES	\$0	-	\$0	-	-	\$0
UTILITIES	\$200	-	\$0	-	-	\$0
EXPENSES TOTAL	\$1,172,584	\$679,052	\$979,492	-	-	\$979,492
Revenues						
LOCAL REVENUES	\$0	-	\$0	-	-	\$0
OTHER REVENUES	\$0	-	\$0	-	-	\$0
STATE AID	\$97,146	-	\$134,741	-	-	\$134,741
FEDERAL AID	\$749,166	-	\$723,023	-	-	\$723,023
REVENUES TOTAL	\$846,312	-	\$857,764	-	-	\$857,764
Dept. Net Local	\$326,272	\$679,052	\$121,728	\$0	\$0	\$121,728

Full Time Equivalents

Position	2019	2020	2021	2022	2023	2024
FTE						
Chief Transportation Officer	0.00	0.00	0.00	0.00	0.00	1.00
Chief Transportation Planner	1.00	1.00	1.00	1.00	1.00	0.00
Principal Account Clerk Typist	0.00	0.00	0.00	0.00	1.00	1.00
Transportation Planner II	0.00	0.00	0.00	0.00	1.00	1.00
FTE	1.00	1.00	1.00	1.00	3.00	3.00

5631 - TRANSPORTATION PLANNER

	ACTUAL	ACTUALS	MOD BUD	TARGET	REQUEST	REC OTR	TOTAL REC
	FY2022	FY2023	FY2023	FY2024	FY2024	FY2024	FY2024
Total Expenses							
SALARY AND WAGES	\$84,975	\$124,754	\$210,436	\$212,930	-	-	\$212,930
OVERTIME	-	-	\$0	\$0	-	-	\$0
PREMIUM PAY	\$1,750	\$4,349	\$1,750	\$1,750	-	-	\$1,750
FRINGE	\$40,848	\$44,704	\$89,822	\$94,824	-	-	\$94,824
OTHER CAPITAL EQUIPMENT	\$300	\$2,453	\$18,000	\$2,000	-	-	\$2,000
AUTOMOTIVE EQUIPMENT	-	-	\$0	\$0	-	-	\$0
ALL OTHER CONTR. SVCS.	\$237,607	\$442,742	\$824,966	\$587,185	-	-	\$587,185
OTHER	\$36	-	\$7,010	\$8,903	-	-	\$8,903
OTHER SUPPLIES	-	\$105	\$5,400	\$4,900	-	-	\$4,900
PROGRAM EXPENSE	\$3,129	\$22,176	\$10,000	\$10,000	-	-	\$10,000
TRAVEL TRAINING	\$495	-	\$5,000	\$45,000	-	-	\$45,000
RENT	-	-	-	\$12,000	-	-	\$12,000
PROFESSIONAL SERVICES	-	-	\$0	\$0	-	-	\$0
UTILITIES	-	-	\$200	\$0	-	-	\$0
TOTAL EXPENSES TOTAL	\$369,140	\$641,282	\$1,172,584	\$979,492	-	-	\$979,492
Total Revenues							
LOCAL REVENUES	-	-	\$0	\$0	-	-	\$0
OTHER REVENUES	-	-	\$0	\$0	-	-	\$0
STATE AID	-	-	\$97,146	\$134,741	-	-	\$134,741
FEDERAL AID	\$877,417	-	\$749,166	\$723,023	-	-	\$723,023
TOTAL REVENUES TOTAL	\$877,417	-	\$846,312	\$857,764	-	-	\$857,764
Dept. Net Local	-\$508,277	\$641,282	\$326,272	\$121,728	\$0	\$0	\$121,728

UNALLOCATED REVENUES

2024 Operating Budget

Department Overview

Unallocated Revenues include: Sales Tax, Interest Income, Rent on County owned properties, Payments in Lieu of Tax, Interest & Penalties on delinquent taxes, and other non-departmental revenue



\$52,316,087.00

Object Code Description from FY2024

Consolidated Budget - Expenditures & Revenues

	MODIFIED BUDGET		ACTUALS		TARGET		REQUESTED		CNTY ADMIN		TOTAL REC	
	FY2023	FY2024	FY2023	FY2024	FY2024	FY2024	FY2024	FY2024	FY2024	FY2024	FY2024	FY2024
Expenses												
SALARY AND WAGES	\$0		-		\$0		-		-		-	\$0
PREMIUM PAY	\$0		-		-		-		-		-	-
EXPENSES TOTAL	\$0		-		\$0		-		-		-	\$0
Revenues												
LOCAL REVENUES	\$46,286,152		\$96,323,979		\$49,933,674		-		-		-	\$49,833,674
OTHER REVENUES	\$2,382,413		\$1,800,527		\$2,382,413		-		-		-	\$2,382,413
USE OF FUND BALANCE	\$1,282,399		-		\$0		-		-		-	\$0
INTERFUND TRANSFER AND REVENUE	\$0		-		\$0		-		-		-	\$0
STATE AID	\$0		-		\$0		-		-		-	\$0
FEDERAL AID	\$0		-		\$0		-		-		-	\$0
REVENUES TOTAL	\$49,950,964		\$98,124,506		\$52,316,087		-		-		-	\$52,216,087
Dept. Net Local	-\$49,950,964		-\$98,124,506		-\$52,316,087		\$0		\$0		\$0	-\$52,216,087

9999 - UNALLOCATED REVENUE

	ACTUAL	ACTUALS	MOD BUD	TARGET	REQUEST	REC OTR	TOTAL REC
	FY2022	FY2023	FY2023	2024	2024	2024	2024
Total Expenses	-	-	-	-	-	-	-
Total Revenues							
LOCAL REVENUES	\$106,849,741	\$95,071,986	\$46,286,152	\$49,833,674	-	-	\$49,833,674
OTHER REVENUES	\$2,522,375	\$1,800,527	\$2,382,413	\$2,382,413	-	-	\$2,382,413
USE OF FUND BALANCE	-	-	\$1,282,399	\$0	-	-	\$0
INTERFUND TRANSFER AND REVENUE	-	-	\$0	\$0	-	-	\$0
STATE AID	\$91,186	-	\$0	\$0	-	-	\$0
FEDERAL AID	\$3,091,950	-	\$0	\$0	-	-	\$0
TOTAL REVENUES TOTAL	\$112,555,252	\$96,872,513	\$49,950,964	\$52,216,087	-	-	\$52,216,087
Dept. Net Local	-\$112,555,252	-\$96,872,513	-\$49,950,964	-\$52,216,087	\$0	\$0	-\$52,216,087

VETERANS SERVICE AGENCY

2024 Operating Budget

Department Overview

Pursuant to the County Charter and Executive Law § 357, Tompkins County is required to have a County Veterans Service Agency as well as a Director to serve the County. The mission of the department is to provide entitlement information and advocacy assistance to military personnel, Veterans, and their dependents in matters relating to Veterans law. The Director is required to be accredited as a Veterans Service Organization (VSO) representative within eighteen months of appointment. Accreditation shall mean the authority granted by the United States Department of Veterans Affairs to assist Veterans and their family members in the preparation, presentation, and prosecution of claims for benefits pursuant to federal regulations. The Tompkins County Legislature established the Tompkins County Veterans Service Agency in 2019.



Consolidated Budget - Expenditures & Revenues

	MODIFIED BUDGET	ACTUALS	TARGET	REQUESTED	CNTY ADMIN	TOTAL REC
	FY2023	FY2023	FY2024	FY2024	FY2024	FY2024
Expenses						
SALARY AND WAGES	\$165,622	\$61,483	\$165,623	-	-	\$116,866
OVERTIME	\$0	-	-	-	-	-
PREMIUM PAY	-	-	\$500	-	-	\$500
FRINGE	\$73,155	\$26,789	\$73,376	-	-	\$51,841
OTHER CAPITAL EQUIPMENT	\$975	\$1,258	\$0	-	-	\$0
AUTOMOTIVE EQUIPMENT	\$0	-	\$0	-	-	\$0
ALL OTHER CONTR. SVCS.	\$1,468	\$449	\$1,647	-	-	\$1,647
OTHER	\$368	\$268	\$985	-	-	\$985
OTHER SUPPLIES	\$500	\$507	\$6,681	-	-	\$6,681
PROGRAM EXPENSE	\$45,615	\$9,085	\$32,000	\$2,000	-	\$32,000
TRAVEL TRAINING	\$3,174	\$291	\$10,000	-	-	\$10,000
UTILITIES	\$410	\$41	\$0	-	-	\$0
ROLLOVER	\$0	-	-	-	-	-
EXPENSES TOTAL	\$291,287	\$100,171	\$290,812	\$2,000	-	\$220,520
Revenues						
LOCAL REVENUES	\$0	\$241	\$0	-	-	\$0
APPLIED ROLLOVER (REV)	\$0	-	\$0	-	-	\$0
OTHER REVENUES	\$0	-	\$0	-	-	\$0
STATE AID	\$125,000	\$25,000	\$125,000	-	-	\$125,000
FEDERAL AID	\$0	\$2,119	\$0	-	-	\$0
REVENUES TOTAL	\$125,000	\$27,360	\$125,000	-	-	\$125,000
Dept. Net Local	\$166,287	\$72,811	\$165,812	\$2,000	\$0	\$95,520

Full Time Equivalents

Position	2020	2021	2022	2023	2024
FTE					
Director of Veterans Services	1.00	1.00	1.00	1.00	1.00
Information Aide	0.00	0.00	0.50	1.00	1.00
Veterans Services Officer	0.00	0.00	0.00	1.00	1.00
FTE	1.00	1.00	1.50	3.00	3.00

6510 - VETERANS SERVICE AGENCY

	ACTUAL	ACTUALS	MOD BUD	TARGET	REQUEST	REC OTR	TOTAL REC
	FY2022	FY2023	FY2023	FY2024	FY2024	FY2024	FY2024
Total Expenses							
SALARY AND WAGES	\$84,976	\$57,238	\$165,622	\$116,866	\$48,758	–	\$116,866
OVERTIME	–	–	\$0	–	–	–	–
PREMIUM PAY	–	–	–	\$500	\$0	–	\$500
FRINGE	\$40,025	\$24,943	\$73,155	\$51,841	\$21,536	–	\$51,841
OTHER CAPITAL EQUIPMENT	\$3,462	\$1,258	\$975	\$0	–	–	\$0
AUTOMOTIVE EQUIPMENT	–	–	\$0	\$0	–	–	\$0
ALL OTHER CONTR. SVCS.	\$449	\$449	\$1,468	\$1,647	–	–	\$1,647
OTHER	\$502	\$264	\$368	\$985	–	–	\$985
OTHER SUPPLIES	\$320	\$498	\$500	\$6,681	–	–	\$6,681
PROGRAM EXPENSE	\$949	\$1,060	\$37,615	\$24,000	–	–	\$24,000
TRAVEL TRAINING	–	\$291	\$3,174	\$10,000	–	–	\$10,000
UTILITIES	\$57	\$37	\$410	\$0	–	–	\$0
TOTAL EXPENSES TOTAL	\$130,740	\$86,038	\$283,287	\$212,520	\$70,294	–	\$212,520
Total Revenues							
LOCAL REVENUES	–	\$241	\$0	\$0	–	–	\$0
APPLIED ROLLOVER (REV)	–	–	\$0	\$0	–	–	\$0
STATE AID	\$10,000	\$25,000	\$125,000	\$125,000	–	–	\$125,000
FEDERAL AID	–	\$2,119	\$0	\$0	–	–	\$0
TOTAL REVENUES TOTAL	\$10,000	\$27,360	\$125,000	\$125,000	–	–	\$125,000
Dept. Net Local	\$120,740	\$58,678	\$158,287	\$87,520	\$70,294	\$0	\$87,520

7550 - MEMORIAL CELEBRATIONS

	ACTUAL	ACTUALS	MOD BUD	TARGET	REQUEST	REC OTR	TOTAL REC
	FY2022	FY2023	FY2023	FY2024	FY2024	FY2024	FY2024
Total Expenses							
PROGRAM EXPENSE	\$6,907	\$8,024	\$8,000	\$8,000	\$2,000	–	\$8,000
ROLLOVER	–	–	\$0	–	–	–	–
TOTAL EXPENSES TOTAL	\$6,907	\$8,024	\$8,000	\$8,000	\$2,000	–	\$8,000
Total Revenues							
OTHER REVENUES	–	–	\$0	\$0	–	–	\$0
TOTAL REVENUES TOTAL	–	–	\$0	\$0	–	–	\$0
Dept. Net Local	\$6,907	\$8,024	\$8,000	\$8,000	\$2,000	\$0	\$8,000

VETERANS SERVICE AGENCY - OTR

2024 Over Target Requests (OTRs)

Over Target Requests Summary

Veterans Services

	TARGET	REQ TARGET	REQ ONETIME	REC ONETIME	TOTAL REC
	FY2024	FY2024	FY2024	FY2024	FY2024
Expenses					
Memorial Celebrations	\$8,000	\$2,000	-	-	\$8,000
Veterans Service Agency	\$282,812	-	-	-	\$212,520
EXPENSES TOTAL	\$290,812	\$2,000	-	-	\$220,520
Revenues					
Memorial Celebrations	\$0	-	-	-	\$0
Veterans Service Agency	\$125,000	-	-	-	\$125,000
REVENUES TOTAL	\$125,000	-	-	-	\$125,000
Revenues - Expenses	\$165,812	\$2,000	\$0	\$0	\$95,520

Department Request

6510 Veterans Affairs - Memorials- OTR Priority 1 Maintenance of Effort Target

This \$2,000 increase is being requested due to an anticipated jump in pricing and need in 2024. The The cost of flags, alone, absorbed nearly the full amount in this budget, including the \$500 bump granted in the 2023 budget.

County Administrator Recommendation

Unable to support this request due to fiscal constraints.

6510 Veterans Affairs - Memorials- OTR

Functional Unit	Account Code	Line Item Description	Account Number Description	Amount
7550	54400	Target	PROGRAM EXPENSE	\$2,000
				\$2,000

MEMORIAL CELEBRATIONS - OTR

2024 Over Target Requests (OTRs)

Over Target Requests Summary

	TARGET	REQ TARGET	REQ ONETIME	REC ONETIME	TOTAL REC
	FY2024	FY2024	FY2024	FY2024	FY2024
Expenses					
Memorial Celebrations	\$8,000	\$2,000	-	-	\$8,000
EXPENSES TOTAL	\$8,000	\$2,000	-	-	\$8,000
Revenues					
Memorial Celebrations	\$0	-	-	-	\$0
REVENUES TOTAL	\$0	-	-	-	\$0
Revenues - Expenses	\$8,000	\$2,000	\$0	\$0	\$8,000

6510 Vet Affairs Memorials OTR

priority	Funding Type	reason	otr_description
1	Target	Maintenance of Effort	This \$2,000 increase is being requested due to an anticipated jump in pricing and need in 2024. The cost of flags, alone, absorbed nearly the full amount in this budget, including the \$500 bump granted in the 2023 budget.

Functional Unit	Account Code	Line Item Description	Legacy ERP Account Number Description	Amount
7550	54400	Target	PROGRAM EXPENSE	\$2,000
				\$2,000

WEIGHTS & MEASURES DEPARTMENT

2024 Operating Budget

Department Overview

The mission of Weights and Measures is to uphold the relevant State Agriculture and Market Laws that protect and serve consumers as well as business owners. This is done through the inspection, testing and certification of all commercially used weighing and measuring devices (e.g., scales, gasoline pumps, fuel oil dispensers) in the County. Devices not in compliance are either ordered out of service for repair or condemned. Weights and Measures also inspects packaged commodities for accurate weight, measure, or numerical count, and responds to consumer complaints and questions. Fees are assessed for device testing and are used to offset the cost of operating the program. This is a state-mandated program.



Consolidated Budget - Expenditures & Revenues

	MODIFIED BUDGET	ACTUALS	TARGET	REQUESTED	CNTY ADMIN	TOTAL REC
	FY2023	FY2023	FY2024	FY2024	FY2024	FY2024
Expenses						
SALARY AND WAGES	\$69,875	\$18,754	\$69,805	-	-	\$69,805
OVERTIME	\$0	-	\$0	-	-	\$0
PREMIUM PAY	\$1,000	-	\$0	-	-	\$0
FRINGE	\$31,305	\$8,200	\$30,833	-	-	\$30,833
OTHER FINANCE	\$0	-	\$0	-	-	\$0
OTHER CAPITAL EQUIPMENT	\$17,861	\$44	\$10,000	-	-	\$10,000
AUTOMOTIVE EQUIPMENT	\$0	-	\$0	-	-	\$0
ALL OTHER CONTR. SVCS.	\$200	\$645	\$200	-	-	\$200
OTHER	\$150	\$26	\$125	-	-	\$125
OTHER SUPPLIES	\$475	\$178	\$475	-	-	\$475
VEHICLES FUEL AND MAINTENANCE	\$5,500	\$379	\$3,500	-	-	\$3,500
PROGRAM EXPENSE	\$1,200	\$970	\$11,338	-	-	\$11,338
TRAVEL TRAINING	\$250	\$261	\$500	-	-	\$500
UTILITIES	\$1,660	\$167	\$1,700	-	-	\$1,700
ROLLOVER	\$0	-	-	-	-	-
EXPENSES TOTAL	\$129,476	\$29,624	\$128,476	-	-	\$128,476
Revenues						
LOCAL REVENUES	\$23,000	\$5,826	\$23,000	-	-	\$23,000
APPLIED ROLLOVER (REV)	\$0	-	\$0	-	-	\$0
OTHER REVENUES	\$0	-	\$0	-	-	\$0
INTERFUND TRANSFER AND REVENUE	\$0	-	\$0	-	-	\$0
FEDERAL AID	\$0	-	\$0	-	-	\$0
REVENUES TOTAL	\$23,000	\$5,826	\$23,000	-	-	\$23,000
Dept. Net Local	\$106,476	\$23,798	\$105,476	\$0	\$0	\$105,476

Full Time Equivalents

Position	2019	2020	2021	2022	2023	2024
FTE						
Director Of Weights And Measures	1.00	1.00	1.00	1.00	1.00	1.00
Inspector of Weights And Measures	1.00	1.00	0.00	0.00	0.00	0.00
FTE	2.00	2.00	1.00	1.00	1.00	1.00

3630 - WEIGHTS & MEASURES

	ACTUAL	ACTUALS	MOD BUD	TARGET	REQUEST	REC OTR	TOTAL REC
	FY2022	FY2023	FY2023	FY2024	FY2024	FY2024	FY2024
Total Expenses							
SALARY AND WAGES	\$62,148	\$18,754	\$69,875	\$69,805	-	-	\$69,805
OVERTIME	-	-	\$0	\$0	-	-	\$0
PREMIUM PAY	\$9,096	-	\$1,000	\$0	-	-	\$0
FRINGE	\$33,557	\$8,200	\$31,305	\$30,833	-	-	\$30,833
OTHER FINANCE	-	-	\$0	\$0	-	-	\$0
OTHER CAPITAL EQUIPMENT	\$36,640	\$44	\$17,861	\$10,000	-	-	\$10,000
AUTOMOTIVE EQUIPMENT	-	-	\$0	\$0	-	-	\$0
ALL OTHER CONTR. SVCS.	\$185	\$645	\$200	\$200	-	-	\$200
OTHER	\$126	\$26	\$150	\$125	-	-	\$125
OTHER SUPPLIES	\$829	\$178	\$475	\$475	-	-	\$475
VEHICLES FUEL AND MAINTENANCE	\$2,878	\$379	\$5,500	\$3,500	-	-	\$3,500
PROGRAM EXPENSE	\$518	\$970	\$1,200	\$11,338	-	-	\$11,338
TRAVEL TRAINING	\$165	\$261	\$250	\$500	-	-	\$500
UTILITIES	\$1,410	\$161	\$1,660	\$1,700	-	-	\$1,700
ROLLOVER	-	-	\$0	-	-	-	-
TOTAL EXPENSES TOTAL	\$147,553	\$29,617	\$129,476	\$128,476	-	-	\$128,476
Total Revenues							
LOCAL REVENUES	\$22,720	\$5,826	\$23,000	\$23,000	-	-	\$23,000
APPLIED ROLLOVER (REV)	-	-	\$0	\$0	-	-	\$0
OTHER REVENUES	\$20,025	-	\$0	\$0	-	-	\$0
INTERFUND TRANSFER AND REVENUE	-	-	\$0	\$0	-	-	\$0
FEDERAL AID	\$8,890	-	\$0	\$0	-	-	\$0
TOTAL REVENUES TOTAL	\$51,635	\$5,826	\$23,000	\$23,000	-	-	\$23,000
Dept. Net Local	\$95,918	\$23,791	\$106,476	\$105,476	\$0	\$0	\$105,476

WHOLE HEALTH

Public Health Division
2024 Operating Budget

Department Overview

At Tompkins County Whole Health (TCWH), our mission is to build a healthy, equitable community in Tompkins County by addressing root causes of health disparities, and integrating mental, physical and environmental health.

At Tompkins County Whole Health, we believe in treating the whole person, integrating physical, mental and environmental health needs, to improve individual and collective wellbeing. Through community engagement, passionate staff, and county commitment, TCWH will deliver integrated services to holistically improve health outcomes for Tompkins County residents.



Our providers deliver a range of mental, physical and environmental health services, as well as accessible health information, to ensure everyone in Tompkins County has the support they need to achieve a healthy life. Services are provided in the community, at schools, in the home and wherever necessary so that everyone has access. Many services are available to the general public, while some services are for those who meet needs-based criteria.

Adults: Immunizations, HIV Testing, Therapy and Counseling Services, Medication Management and Assisted Therapy, PROS (Personalized Recover Oriented Services)

Children and Youth: Children with Special Care Needs-Early Intervention, Preschool Special Education Services, Therapy and Counseling Services, including school based settings

Families: MOMS Plus+ (prenatal and postpartum care, breastfeeding support), Lead Poisoning Prevention, Vital Records (birth and death certificates), WIC (Special Supplemental Nutrition Program for Women, Infants and Children)

Community Programs: Community Health Workers, Communicable Disease Control, Healthy Neighborhoods Program, Tobacco Free Tompkins and Tobacco Control, Opioid Overdose Prevention, Community Health Planning and Data, Medical Examiner, Public Health Preparedness, On-site Wastewater Treatment Systems (OWTS), Public Water Systems

Consolidated Budget - Expenditures & Revenues

	MODIFIED BUDGET	ACTUALS	TARGET	REQUESTED	CNTY ADMIN	TOTAL REC
	FY2023	FY2023	FY2024	FY2024	FY2024	FY2024
Expenses						
SALARY AND WAGES	\$10,495,587	\$6,049,858	\$10,332,758	\$212,077	\$212,077	\$10,544,835
OVERTIME	\$15,000	\$11,561	\$0	\$0	\$0	\$0
PREMIUM PAY	\$100,366	\$306,559	\$192,645	\$0	\$0	\$192,645
FRINGE	\$4,609,273	\$2,770,545	\$4,646,759	\$93,674	\$93,675	\$4,740,433
OTHER FINANCE	\$0	-	\$0	-	-	\$0
OTHER CAPITAL EQUIPMENT	\$117,992	\$97,320	\$56,482	-	-	\$56,482
AUTOMOTIVE EQUIPMENT	\$217,369	\$81,369	\$0	\$92,181	\$92,181	\$92,181
ALL OTHER CONTR. SVCS.	\$326,451	\$177,687	\$237,118	-	-	\$237,118
OTHER	\$243,135	\$151,196	\$187,998	\$0	\$0	\$187,998
OTHER SUPPLIES	\$1,147,208	\$634,925	\$1,132,746	-	-	\$1,132,746
VEHICLES FUEL AND MAINTENANCE	\$16,000	\$6,157	\$13,777	-	-	\$13,777
MAINTENANCE	\$0	-	\$0	-	-	\$0
PROGRAM EXPENSE	\$12,643,224	\$8,363,272	\$12,676,863	\$487,917	\$237,860	\$12,914,723
TRAVEL TRAINING	\$87,198	\$47,615	\$135,672	-	-	\$135,672
RENT	\$189,778	\$175,656	\$190,530	-	-	\$190,530
PROFESSIONAL SERVICES	\$2,213,312	\$1,486,543	\$772,509	-	-	\$772,509
UTILITIES	\$71,050	\$41,224	\$70,701	-	-	\$70,701
ROLLOVER	\$0	-	-	-	-	-
EXPENSES TOTAL	\$32,492,943	\$20,401,487	\$30,646,557	\$885,849	\$635,793	\$31,282,350
Revenues						
LOCAL REVENUES	\$6,183,958	\$4,098,960	\$6,279,107	-	-	\$6,279,107
APPLIED ROLLOVER (REV)	\$0	-	\$0	-	-	\$0
DESCRIPTION PENDING	\$0	-	-	-	-	-
OTHER REVENUES	\$685,689	\$447,537	\$705,711	-	-	\$705,711
INTERFUND TRANSFER AND REVENUE	\$265,832	\$194,768	\$265,832	-	-	\$265,832
STATE AID	\$10,698,413	\$9,081,609	\$12,395,591	\$16,593	\$16,593	\$12,412,184
FEDERAL AID	\$4,844,580	\$1,765,852	\$2,006,625	-	-	\$2,006,625
REVENUES TOTAL	\$22,678,472	\$15,588,725	\$21,652,866	\$16,593	\$16,593	\$21,669,459
Dept. Net Local	\$9,814,471	\$4,812,762	\$8,993,691	\$869,256	\$619,200	\$9,612,891

Full Time Equivalents

Position	2019	2020	2021	2022	2023	2024
FTE						
Account Clerk/Typist	2.00	2.00	1.00	1.00	1.00	0.00
Administrative Assistant	3.00	3.00	3.00	3.00	3.00	2.00
Administrative Assistant - Level 1	1.00	2.00	2.00	2.00	2.00	1.00
Administrative Assistant - Level 2	8.00	7.00	7.00	8.00	2.00	2.00
Administrative Assistant - Level 3	2.00	2.00	2.00	2.00	8.00	9.00
Administrative Assistant 4	1.00	1.00	1.00	1.00	1.00	0.00
Administrative Computer Assistant	1.00	2.00	2.00	1.00	0.00	0.00
Administrative Coordinator	3.00	3.00	3.00	2.00	2.00	4.00
Billing Coordinator/System	1.00	1.00	1.00	1.00	1.00	1.00
Casework Assistant	4.00	3.00	3.00	3.00	3.00	3.00
Caseworker	8.00	8.00	1.00	1.00	1.00	1.00
Clinic Supervisor	1.00	1.00	1.00	0.00	0.00	0.00
Community Health Nurse	22.60	21.60	19.60	17.80	13.80	13.80
Community Health Worker	0.00	0.00	0.00	2.00	4.00	4.00
Community Health Worker Supervisor	0.00	0.00	0.00	0.00	1.00	1.00
Community Mental Health Nurse	0.00	0.00	0.00	0.00	5.00	5.00
Coordinator Of Dual Recovery Services	0.00	0.00	0.00	0.00	1.00	1.00
Court Resource Coordinator	0.00	1.00	0.00	0.00	0.00	0.00
Deputy Commissioner	1.00	1.00	1.00	1.00	0.00	0.00
Deputy Commissioner Mental Health Serv	0.00	0.00	0.00	0.00	1.00	1.00
Deputy Public Health Director	0.00	0.00	0.00	0.00	0.00	1.00
Deputy Registrar of Vital Records	1.00	1.00	1.00	1.00	1.00	1.00
Director Health Promotion Program	1.00	1.00	1.00	1.00	1.00	0.00
Director of Children with Special Care	1.00	1.00	1.00	1.00	1.00	1.00
Director of Community Health	1.00	1.00	1.00	1.00	1.00	0.00
Director Of Community Health	0.00	0.00	0.00	0.00	0.00	1.00
Director Of Environmental Health	1.00	1.00	1.00	1.00	1.00	1.00
Director of Health Promotion	0.00	0.00	0.00	0.00	0.00	1.00
Director, Mental Health Clinic	1.00	1.00	1.00	1.00	1.00	1.00
Dual Recovery Coordinator	1.00	1.00	1.00	1.00	0.00	0.00
Employee Health and Safety	1.00	1.00	1.00	1.00	1.00	0.00
Employment Specialist	1.00	1.00	1.00	1.00	1.00	1.00
Environmental Health Specialist	0.00	0.00	0.00	0.00	11.00	11.00
Environmental Health Technician	0.00	0.00	0.00	0.00	1.00	0.00
Fiscal Administrator	1.00	1.00	1.00	1.00	1.00	1.00
Fiscal Coordinator	0.00	1.00	1.00	0.00	0.00	0.00
Fiscal Manager	0.00	0.00	0.00	1.00	1.00	1.00
Health Educator	0.00	0.00	0.00	1.00	1.00	1.00
Healthy Neighborhoods Education	1.00	1.00	1.00	1.00	1.00	1.00
Information Aide	2.00	2.00	1.00	1.00	2.00	2.00
Keyboard Specialist	2.00	1.00	0.50	0.00	0.00	0.00
Licensed Clinical Therapist	0.00	0.00	0.00	0.00	0.00	19.00
Medical Director	0.25	0.25	0.25	0.25	0.30	0.30
Medical Director/Mental Health	1.00	1.00	1.00	1.00	1.00	1.00
MH Court Resource Coord	0.00	0.00	1.00	1.00	0.00	0.00
Nurse Practitioner of Psychiatry	1.00	1.00	2.00	4.00	2.00	2.00
Peer Support Specialist	0.00	0.00	0.00	0.00	0.80	3.80
PH Communications Coordinator	0.00	0.00	0.00	1.00	0.00	0.00
Planner/Evaluator	1.00	1.00	1.00	1.00	1.00	1.00
Program Director	0.00	0.00	0.00	0.00	0.00	0.00
Program Director - Care Managment	1.00	1.00	0.00	0.00	0.00	0.00
Program Director - PROS	1.00	1.00	1.00	1.00	1.00	1.00
Project Assistant	0.00	0.00	0.00	0.00	0.00	0.40
Psychiatric Social Worker	15.00	14.00	14.00	17.00	19.00	0.00

Position	2019	2020	2021	2022	2023	2024
Psychiatrist	0.70	0.70	0.50	0.00	0.00	0.50
Public Health Administrator	1.00	1.00	1.00	1.00	1.00	0.00
Public Health Communications Coordinator	0.00	0.00	0.00	0.00	1.00	1.00
Public Health Director	1.00	1.00	1.00	1.00	1.00	1.00
Public Health Engineer	1.00	1.00	1.00	1.00	1.00	1.00
Public Health Fellow	0.00	0.00	0.00	0.00	1.00	1.00
Public Health Fellow Coordinator	0.00	0.00	0.00	0.00	1.00	0.50
Public Health Graduate Fellow	0.00	0.00	0.00	0.00	6.00	4.00
Public Health Sanitarian	9.50	9.50	9.50	11.00	0.00	0.00
Public Health Technician	1.00	1.00	1.00	1.00	0.00	0.00
Public Hlth Preparedness Coord	1.00	1.00	1.00	1.00	1.00	1.00
Quality Assurance Improvement Coord	1.00	1.00	1.00	1.00	1.00	1.00
Quality Data Analyst	0.00	0.00	0.00	0.00	1.00	1.00
Rehabilitation Specialist	2.00	4.00	2.00	2.00	2.00	3.00
Senior Account Clerk/Typist	3.00	3.00	3.00	4.00	4.00	4.00
Senior Caseworker	1.00	1.00	0.00	0.00	0.00	0.00
Senior Community Health Nurse	2.00	2.00	3.00	3.00	3.00	3.00
Senior Community Mental Health Nurse	0.00	0.00	0.00	0.00	0.00	1.00
Senior Environmental Health Specialist	0.00	0.00	0.00	0.00	3.00	4.00
Senior Psychiatric Social Worker	3.00	3.00	3.00	3.00	3.00	3.00
Senior Public Health Sanitarian	3.00	3.00	3.00	3.00	0.00	0.00
SR. Community MH Nurse	0.00	0.00	0.00	1.00	1.00	0.00
Staff Retention & Human Resources Coord	0.00	0.00	0.00	0.00	0.00	1.00
Supervising Community Health Nurse	1.00	1.00	0.00	0.00	0.00	0.00
Whole Health Planner	0.00	0.00	0.00	0.00	0.00	1.00
WIC Clerk	2.00	2.00	2.00	2.00	2.00	2.00
WIC Program Director	1.00	1.00	1.00	1.00	1.00	1.00
WIC Program Nutritionist	3.00	3.00	3.00	3.00	3.00	3.00
FTE	131.05	132.05	117.35	125.05	137.90	140.30

2960 - PRESCHOOL SPECIAL EDUCATI

	ACTUAL	ACTUALS	MOD BUD	TARGET	REQUEST	REC OTR	TOTAL REC
	FY2022	FY2023	FY2023	FY2024	FY2024	FY2024	FY2024
Total Expenses							
OTHER SUPPLIES	\$688,274	\$407,099	\$842,000	\$842,000	-	-	\$842,000
PROGRAM EXPENSE	\$3,951,006	\$2,875,086	\$5,100,000	\$4,600,000	-	-	\$4,600,000
PROFESSIONAL SERVICES	-	-	\$0	\$0	-	-	\$0
TOTAL EXPENSES TOTAL	\$4,639,280	\$3,282,186	\$5,942,000	\$5,442,000	-	-	\$5,442,000
Total Revenues							
LOCAL REVENUES	\$602,556	\$542,172	\$960,000	\$960,000	-	-	\$960,000
OTHER REVENUES	-	-	\$0	\$0	-	-	\$0
STATE AID	\$2,678,399	\$2,529,294	\$2,800,000	\$2,490,000	-	-	\$2,490,000
FEDERAL AID	-	-	-	\$0	-	-	\$0
TOTAL REVENUES TOTAL	\$3,280,954	\$3,071,466	\$3,760,000	\$3,450,000	-	-	\$3,450,000
Dept. Net Local	\$1,358,325	\$210,720	\$2,182,000	\$1,992,000	\$0	\$0	\$1,992,000

4010 - PH ADMINISTRATION

	ACTUAL	ACTUALS	MOD BUD	TARGET	REQUEST	REC OTR	TOTAL REC
	FY2022	FY2023	FY2023	FY2024	FY2024	FY2024	FY2024
Total Expenses							
SALARY AND WAGES	\$969,119	\$702,210	\$1,460,774	\$1,387,888	–	–	\$1,387,888
OVERTIME	\$996	\$492	\$0	\$0	–	–	\$0
PREMIUM PAY	\$32,935	\$20,458	\$7,075	\$8,375	–	–	\$8,375
FRINGE	\$472,237	\$316,259	\$647,938	\$616,730	–	–	\$616,730
OTHER FINANCE	–	–	\$0	\$0	–	–	\$0
OTHER CAPITAL EQUIPMENT	\$30,830	\$13,585	\$17,120	\$4,983	–	–	\$4,983
AUTOMOTIVE EQUIPMENT	\$76,953	\$81,369	\$217,369	\$0	\$92,181	\$92,181	\$92,181
ALL OTHER CONTR. SVCS.	\$1,745	\$1,308	\$2,952	\$2,072	–	–	\$2,072
OTHER	\$38,730	\$27,503	\$32,372	\$34,860	–	–	\$34,860
OTHER SUPPLIES	\$18,952	\$30,037	\$20,950	\$37,980	–	–	\$37,980
VEHICLES FUEL AND MAINTENANCE	\$4,179	\$2,490	\$8,000	\$5,000	–	–	\$5,000
MAINTENANCE	–	–	\$0	\$0	–	–	\$0
PROGRAM EXPENSE	\$5,051	\$2,338	\$98,881	\$3,939	–	–	\$3,939
TRAVEL TRAINING	\$9,834	\$11,272	\$20,000	\$43,239	–	–	\$43,239
RENT	\$77,986	\$78,650	\$90,396	\$173,512	–	–	\$173,512
PROFESSIONAL SERVICES	\$1,731,535	\$900	\$0	\$10,000	–	–	\$10,000
UTILITIES	\$3,833	\$3,137	\$9,690	\$8,719	–	–	\$8,719
ROLLOVER	–	–	\$0	–	–	–	–
TOTAL EXPENSES TOTAL	\$3,474,915	\$1,292,009	\$2,633,517	\$2,337,297	\$92,181	\$92,181	\$2,429,478
Total Revenues							
LOCAL REVENUES	\$20	\$20	\$0	\$0	–	–	\$0
APPLIED ROLLOVER (REV)	–	–	\$0	\$0	–	–	\$0
OTHER REVENUES	\$8,690	\$1,360	\$0	\$0	–	–	\$0
INTERFUND TRANSFER AND REVENUE	\$7,130	–	\$0	–	–	–	–
STATE AID	\$2,820	\$23,517	\$50,000	\$39,000	\$16,593	\$16,593	\$55,593
FEDERAL AID	\$159,613	\$576,267	\$791,489	\$644,583	–	–	\$644,583
TOTAL REVENUES TOTAL	\$178,273	\$601,164	\$841,489	\$683,583	\$16,593	\$16,593	\$700,176
Dept. Net Local	\$3,296,642	\$690,845	\$1,792,028	\$1,653,714	\$75,588	\$75,588	\$1,729,302

4012 - WOMEN, INFANTS & CHILDREN

	ACTUAL	ACTUALS	MOD BUD	TARGET	REQUEST	REC OTR	TOTAL REC
	FY2022	FY2023	FY2023	FY2024	FY2024	FY2024	FY2024
Total Expenses							
SALARY AND WAGES	\$285,520	\$216,521	\$339,480	\$347,485	-	-	\$347,485
OVERTIME	\$51	-	\$0	\$0	-	-	\$0
PREMIUM PAY	\$9,133	\$945	\$2,750	\$2,750	-	-	\$2,750
FRINGE	\$138,802	\$94,760	\$147,214	\$154,699	-	-	\$154,699
OTHER FINANCE	-	-	\$0	\$0	-	-	\$0
OTHER CAPITAL EQUIPMENT	\$17,034	-	\$0	\$1,500	-	-	\$1,500
AUTOMOTIVE EQUIPMENT	-	-	\$0	\$0	-	-	\$0
ALL OTHER CONTR. SVCS.	\$3,062	\$1,111	\$1,272	\$1,880	-	-	\$1,880
OTHER	\$1,829	\$1,358	\$1,700	\$2,300	-	-	\$2,300
OTHER SUPPLIES	\$8,660	\$8,714	\$3,447	\$14,858	-	-	\$14,858
VEHICLES FUEL AND MAINTENANCE	\$41	\$512	\$400	\$800	-	-	\$800
PROGRAM EXPENSE	\$2,619	-	\$0	\$4,200	-	-	\$4,200
TRAVEL TRAINING	\$950	\$1,191	\$1,730	\$4,759	-	-	\$4,759
RENT	\$13,124	\$13,124	\$15,524	\$15,524	-	-	\$15,524
PROFESSIONAL SERVICES	\$19,451	\$12,401	\$33,540	\$27,950	-	-	\$27,950
UTILITIES	\$4,316	\$3,190	\$5,412	\$5,712	-	-	\$5,712
TOTAL EXPENSES TOTAL	\$504,591	\$353,825	\$552,469	\$584,417	-	-	\$584,417
Total Revenues							
LOCAL REVENUES	-	-	\$0	\$0	-	-	\$0
OTHER REVENUES	-	-	\$0	\$0	-	-	\$0
STATE AID	-	\$3,230	\$11,189	-	-	-	-
FEDERAL AID	\$481,449	\$339,060	\$541,280	\$584,417	-	-	\$584,417
TOTAL REVENUES TOTAL	\$481,449	\$342,289	\$552,469	\$584,417	-	-	\$584,417
Dept. Net Local	\$23,142	\$11,535	\$0	\$0	\$0	\$0	\$0

4015 - VITAL RECORDS

	ACTUAL	ACTUALS	MOD BUD	TARGET	REQUEST	REC OTR	TOTAL REC
	FY2022	FY2023	FY2023	FY2024	FY2024	FY2024	FY2024
Total Expenses							
SALARY AND WAGES	\$52,355	\$31,853	\$48,758	\$48,758	-	-	\$48,758
PREMIUM PAY	\$2,889	\$2,557	\$3,701	\$3,700	-	-	\$3,700
FRINGE	\$26,014	\$14,994	\$23,171	\$23,172	-	-	\$23,172
OTHER CAPITAL EQUIPMENT	-	\$1,877	\$1,972	\$0	-	-	\$0
ALL OTHER CONTR. SVCS.	\$409	\$353	\$1,914	\$5,540	-	-	\$5,540
OTHER	\$27	-	\$150	\$150	-	-	\$150
OTHER SUPPLIES	\$2,784	\$114	\$3,150	\$5,150	-	-	\$5,150
PROGRAM EXPENSE	-	-	\$0	\$0	-	-	\$0
TRAVEL TRAINING	-	-	\$0	\$0	-	-	\$0
RENT	\$1,844	\$1,844	\$1,844	\$0	-	-	\$0
PROFESSIONAL SERVICES	-	-	\$0	\$0	-	-	\$0
UTILITIES	\$210	\$157	\$228	\$250	-	-	\$250
ROLLOVER	-	-	\$0	-	-	-	-
TOTAL EXPENSES TOTAL	\$86,532	\$53,748	\$84,888	\$86,720	-	-	\$86,720
Total Revenues							
LOCAL REVENUES	\$115,175	\$84,354	\$115,000	\$115,000	-	-	\$115,000
STATE AID	-	-	\$0	\$0	-	-	\$0
TOTAL REVENUES TOTAL	\$115,175	\$84,354	\$115,000	\$115,000	-	-	\$115,000
Dept. Net Local	-\$28,643	-\$30,606	-\$30,112	-\$28,280	\$0	\$0	-\$28,280

4016 - COMMUNITY HEALTH

	ACTUAL	ACTUALS	MOD BUD	TARGET	REQUEST	REC OTR	TOTAL REC
	FY2022	FY2023	FY2023	FY2024	FY2024	FY2024	FY2024
Total Expenses							
SALARY AND WAGES	\$855,946	\$561,163	\$1,039,084	\$1,045,100	--	--	\$1,045,100
OVERTIME	\$5,157	\$1,761	\$0	\$0	--	--	\$0
PREMIUM PAY	\$23,335	\$24,261	\$22,070	\$19,780	--	--	\$19,780
FRINGE	\$398,273	\$250,308	\$457,891	\$470,358	--	--	\$470,358
OTHER CAPITAL EQUIPMENT	\$14,701	\$32,567	\$29,056	\$14,889	--	--	\$14,889
AUTOMOTIVE EQUIPMENT	--	--	\$0	\$0	--	--	\$0
ALL OTHER CONTR. SVCS.	\$50,267	\$18,589	\$31,962	\$29,932	--	--	\$29,932
OTHER	\$21,331	\$251	\$636	\$936	--	--	\$936
OTHER SUPPLIES	\$376,481	\$141,934	\$174,177	\$137,842	--	--	\$137,842
VEHICLES FUEL AND MAINTENANCE	--	--	\$0	\$0	--	--	\$0
PROGRAM EXPENSE	\$3,724	\$144	\$858	\$701	--	--	\$701
TRAVEL TRAINING	\$16,548	\$13,512	\$18,848	\$35,597	--	--	\$35,597
RENT	\$28,648	\$28,648	\$28,648	\$0	--	--	\$0
PROFESSIONAL SERVICES	\$142,593	\$86,750	\$191,505	\$188,676	--	--	\$188,676
UTILITIES	\$14,914	\$6,231	\$9,958	\$9,758	--	--	\$9,758
ROLLOVER	--	--	\$0	--	--	--	--
TOTAL EXPENSES TOTAL	\$1,951,918	\$1,166,119	\$2,004,693	\$1,953,569	--	--	\$1,953,569
Total Revenues							
LOCAL REVENUES	\$93,599	\$79,025	\$164,708	\$126,486	--	--	\$126,486
APPLIED ROLLOVER (REV)	--	--	\$0	\$0	--	--	\$0
OTHER REVENUES	\$22	--	\$0	\$0	--	--	\$0
INTERFUND TRANSFER AND REVENUE	\$1,123	\$1,604	\$45,832	\$45,832	--	--	\$45,832
STATE AID	\$13,816	\$86,579	\$103,379	\$72,390	--	--	\$72,390
FEDERAL AID	\$780,941	\$367,232	\$337,463	\$329,295	--	--	\$329,295
TOTAL REVENUES TOTAL	\$889,502	\$534,439	\$651,382	\$574,003	--	--	\$574,003
Dept. Net Local	\$1,062,416	\$631,679	\$1,353,311	\$1,379,566	\$0	\$0	\$1,379,566

4017 MEDICAL EXAMINER

	ACTUAL	ACTUALS	MOD BUD	TARGET	REQUEST	REC OTR	TOTAL REC
	FY2022	FY2023	FY2023	FY2024	FY2024	FY2024	FY2024
Total Expenses							
ALL OTHER CONTR. SVCS.	\$0	--	\$500	\$0	--	--	\$0
OTHER	--	--	\$0	\$0	--	--	\$0
OTHER SUPPLIES	\$3,016	\$2,358	\$4,300	\$4,300	--	--	\$4,300
PROGRAM EXPENSE	--	\$1,170	\$0	\$1,200	--	--	\$1,200
PROFESSIONAL SERVICES	\$318,606	\$215,687	\$371,065	\$370,365	--	--	\$370,365
TOTAL EXPENSES TOTAL	\$321,622	\$219,216	\$375,865	\$375,865	--	--	\$375,865
Total Revenues							
OTHER REVENUES	\$15	--	\$0	\$0	--	--	\$0
STATE AID	--	--	\$0	\$0	--	--	\$0
FEDERAL AID	--	--	\$0	--	--	--	--
TOTAL REVENUES TOTAL	\$15	--	\$0	\$0	--	--	\$0
Dept. Net Local	\$321,607	\$219,216	\$375,865	\$375,865	\$0	\$0	\$375,865

4018 HEALTHY NEIGHBORHOOD PROGRAM

4018 - HEALTHY NEIGHBORHOOD PROG

	ACTUAL	ACTUALS	MOD BUD	TARGET	REQUEST	REC OTR	TOTAL REC
	FY2022	FY2023	FY2023	FY2024	FY2024	FY2024	FY2024
Total Expenses							
SALARY AND WAGES	\$74,696	\$52,822	\$96,116	\$94,680	-	-	\$94,680
OVERTIME	\$173	-	\$0	\$0	-	-	\$0
PREMIUM PAY	\$3,620	\$1,419	\$200	\$700	-	-	\$700
FRINGE	\$34,488	\$23,593	\$40,232	\$39,816	-	-	\$39,816
OTHER CAPITAL EQUIPMENT	\$516	\$6,068	\$6,082	\$2,000	-	-	\$2,000
ALL OTHER CONTR. SVCS.	\$260	\$160	\$240	\$480	-	-	\$480
OTHER	\$392	\$144	\$3,100	\$3,000	-	-	\$3,000
OTHER SUPPLIES	\$24,843	\$27,037	\$49,052	\$52,135	-	-	\$52,135
PROGRAM EXPENSE	-	-	\$0	\$0	-	-	\$0
TRAVEL TRAINING	\$100	\$0	\$2,000	\$2,000	-	-	\$2,000
RENT	\$766	\$766	\$766	\$766	-	-	\$766
UTILITIES	\$1,103	\$830	\$1,212	\$1,212	-	-	\$1,212
TOTAL EXPENSES TOTAL	\$140,957	\$112,839	\$199,000	\$196,789	-	-	\$196,789
Total Revenues							
STATE AID	\$185,590	\$127,611	\$199,000	\$191,525	-	-	\$191,525
TOTAL REVENUES TOTAL	\$185,590	\$127,611	\$199,000	\$191,525	-	-	\$191,525
Dept. Net Local	-\$44,633	-\$14,772	\$0	\$5,264	\$0	\$0	\$5,264

4047 PLNG & COORD. OF C.S.N.

	ACTUAL	ACTUALS	MOD BUD	TARGET	REQUEST	REC OTR	TOTAL REC
	FY2022	FY2023	FY2023	FY2024	FY2024	FY2024	FY2024
Total Expenses							
SALARY AND WAGES	\$868,426	\$561,195	\$995,872	\$972,762	-	-	\$972,762
OVERTIME	\$551	\$125	\$0	\$0	-	-	\$0
PREMIUM PAY	\$6,750	\$48,402	\$7,500	\$9,250	-	-	\$9,250
FRINGE	\$411,248	\$265,488	\$434,425	\$433,755	-	-	\$433,755
OTHER FINANCE	-	-	\$0	\$0	-	-	\$0
OTHER CAPITAL EQUIPMENT	\$6,598	\$11,125	\$17,426	\$6,483	-	-	\$6,483
AUTOMOTIVE EQUIPMENT	-	-	\$0	\$0	-	-	\$0
ALL OTHER CONTR. SVCS.	\$38,087	\$26,651	\$43,890	\$40,700	-	-	\$40,700
OTHER	\$7,542	\$5,747	\$9,000	\$8,950	-	-	\$8,950
OTHER SUPPLIES	\$4,229	\$2,396	\$5,510	\$4,721	-	-	\$4,721
VEHICLES FUEL AND MAINTENANCE	-	-	\$0	\$0	-	-	\$0
PROGRAM EXPENSE	\$285	\$102	\$2,720	\$570	-	-	\$570
TRAVEL TRAINING	\$360	\$1,373	\$1,410	\$8,444	-	-	\$8,444
RENT	\$19,862	\$19,862	\$19,862	\$0	-	-	\$0
PROFESSIONAL SERVICES	-	-	\$0	\$0	-	-	\$0
UTILITIES	\$6,939	\$4,699	\$7,770	\$7,770	-	-	\$7,770
ROLLOVER	-	-	\$0	-	-	-	-
TOTAL EXPENSES TOTAL	\$1,370,875	\$947,166	\$1,545,385	\$1,493,405	-	-	\$1,493,405
Total Revenues							
LOCAL REVENUES	\$41,927	\$38,555	\$80,000	\$54,000	-	-	\$54,000
OTHER REVENUES	-	-	\$0	\$0	-	-	\$0
INTERFUND TRANSFER AND REVENUE	\$246,412	\$193,164	\$220,000	\$220,000	-	-	\$220,000
STATE AID	\$77,608	\$53,047	\$146,864	\$81,675	-	-	\$81,675
FEDERAL AID	\$77,344	\$99,796	\$77,360	\$114,665	-	-	\$114,665
TOTAL REVENUES TOTAL	\$443,290	\$384,562	\$524,224	\$470,340	-	-	\$470,340
Dept. Net Local	\$927,586	\$562,604	\$1,021,161	\$1,023,065	\$0	\$0	\$1,023,065

4054 EARLY INTERV (BIRTH - 3)

	ACTUAL	ACTUALS	MOD BUD	TARGET	REQUEST	REC OTR	TOTAL REC
	FY2022	FY2023	FY2023	FY2024	FY2024	FY2024	FY2024
Total Expenses							
OTHER SUPPLIES	\$1,759	\$799	\$3,000	\$3,000	-	-	\$3,000
PROGRAM EXPENSE	\$420,460	\$284,954	\$638,000	\$500,000	-	-	\$500,000
PROFESSIONAL SERVICES	-	-	\$0	\$0	-	-	\$0
TOTAL EXPENSES TOTAL	\$422,219	\$285,753	\$641,000	\$503,000	-	-	\$503,000
Total Revenues							
LOCAL REVENUES	\$97	\$56	\$0	\$0	-	-	\$0
OTHER REVENUES	-	-	\$0	\$0	-	-	\$0
STATE AID	\$174,060	\$141,636	\$312,620	\$130,000	-	-	\$130,000
FEDERAL AID	-	-	\$0	\$0	-	-	\$0
TOTAL REVENUES TOTAL	\$174,157	\$141,692	\$312,620	\$130,000	-	-	\$130,000
Dept. Net Local	\$248,062	\$144,061	\$328,380	\$373,000	\$0	\$0	\$373,000

4090 ENVIRONMENTAL HEALTH

4090 - ENVIRONMENTAL HEALTH

	ACTUAL	ACTUALS	MOD BUD	TARGET	REQUEST	REC OTR	TOTAL REC
	FY2022	FY2023	FY2023	FY2024	FY2024	FY2024	FY2024
Total Expenses							
SALARY AND WAGES	\$1,245,692	\$817,283	\$1,291,931	\$1,370,532	-	-	\$1,370,532
OVERTIME	\$1,724	\$1,313	\$0	\$0	-	-	\$0
PREMIUM PAY	\$50,916	\$22,217	\$26,920	\$25,480	-	-	\$25,480
FRINGE	\$611,437	\$366,442	\$582,536	\$616,619	-	-	\$616,619
OTHER FINANCE	-	-	\$0	\$0	-	-	\$0
OTHER CAPITAL EQUIPMENT	\$12,987	\$26,346	\$30,586	\$6,591	-	-	\$6,591
AUTOMOTIVE EQUIPMENT	-	-	\$0	\$0	-	-	\$0
ALL OTHER CONTR. SVCS.	\$38,190	\$52,128	\$50,310	\$50,784	-	-	\$50,784
OTHER	\$6,973	\$5,699	\$12,215	\$12,725	-	-	\$12,725
OTHER SUPPLIES	\$6,433	\$3,351	\$19,722	\$8,680	-	-	\$8,680
VEHICLES FUEL AND MAINTENANCE	-	\$564	\$2,650	\$2,500	-	-	\$2,500
PROGRAM EXPENSE	\$2,022	\$2,309	\$2,600	\$6,533	-	-	\$6,533
TRAVEL TRAINING	\$1,956	\$4,563	\$5,580	\$16,209	-	-	\$16,209
RENT	\$32,762	\$32,762	\$32,738	\$728	-	-	\$728
PROFESSIONAL SERVICES	\$72,823	\$58,241	\$80,346	\$72,718	-	-	\$72,718
UTILITIES	\$4,678	\$5,991	\$14,280	\$14,280	-	-	\$14,280
ROLLOVER	-	-	\$0	-	-	-	-
TOTAL EXPENSES TOTAL	\$2,088,593	\$1,399,210	\$2,152,414	\$2,204,379	-	-	\$2,204,379
Total Revenues							
LOCAL REVENUES	\$368,725	\$265,605	\$368,614	\$379,638	-	-	\$379,638
APPLIED ROLLOVER (REV)	-	-	\$0	\$0	-	-	\$0
OTHER REVENUES	\$40,061	\$34,750	\$15,000	\$20,000	-	-	\$20,000
INTERFUND TRANSFER AND REVENUE	-	-	\$0	\$0	-	-	\$0
STATE AID	\$232,114	\$71,641	\$177,908	\$179,185	-	-	\$179,185
FEDERAL AID	\$28,069	\$20,708	\$16,073	\$24,241	-	-	\$24,241
TOTAL REVENUES TOTAL	\$668,969	\$392,704	\$577,595	\$603,064	-	-	\$603,064
Dept. Net Local	\$1,419,624	\$1,006,506	\$1,574,819	\$1,601,315	\$0	\$0	\$1,601,315

WHOLE HEALTH

Mental Health Division
2024 Operating Budget

Department Overview

At Tompkins County Whole Health (TCWH), our mission is to build a healthy, equitable community in Tompkins County by addressing root causes of health disparities, and integrating mental, physical and environmental health.

At Tompkins County Whole Health, we believe in treating the whole person, integrating physical, mental and environmental health needs, to improve individual and collective



wellbeing. Through community engagement, passionate staff, and county commitment, TCWH will deliver integrated services to holistically improve health outcomes for Tompkins County residents.

Our providers deliver a range of mental, physical and environmental health services, as well as accessible health information, to ensure everyone in Tompkins County has the support they need to achieve a healthy life. Services are provided in the community, at schools, in the home and wherever necessary so that everyone has access. Many services are available to the general public, while some services are for those who meet needs-based criteria.

Adults: Immunizations, HIV Testing, Therapy and Counseling Services, Medication Management and Assisted Therapy, PROS (Personalized Recover Oriented Services)

Children and Youth: Children with Special Care Needs-Early Intervention, Preschool Special Education Services, Therapy and Counseling Services, including school based settings

Families: MOMS Plus+ (prenatal and postpartum care, breastfeeding support), Lead Poisoning Prevention, Vital Records (birth and death certificates), WIC (Special Supplemental Nutrition Program for Women, Infants and Children)

Community Programs: Community Health Workers, Communicable Disease Control, Healthy Neighborhoods Program, Tobacco Free Tompkins and Tobacco Control, Opioid Overdose Prevention, Community Health Planning and Data, Medical Examiner, Public Health Preparedness, On-site Wastewater Treatment Systems (OWTS), Public Water Systems

Businesses: Food Services and Permits, Temporary Residences, Children's Camps, Swimming Pools, Beaches, Mass Gatherings

Consolidated Budget - Expenditures & Revenues

	MODIFIED BUDGET	ACTUALS	TARGET	REQUESTED	CNTY ADMIN	TOTAL REC
	FY2023	FY2023	FY2024	FY2024	FY2024	FY2024
Expenses						
SALARY AND WAGES	\$10,495,587	\$6,049,858	\$10,332,758	\$212,077	\$212,077	\$10,544,835
OVERTIME	\$15,000	\$11,561	\$0	\$0	\$0	\$0
PREMIUM PAY	\$100,366	\$306,559	\$192,645	\$0	\$0	\$192,645
FRINGE	\$4,609,273	\$2,770,545	\$4,646,759	\$93,674	\$93,675	\$4,740,433
OTHER FINANCE	\$0	-	\$0	-	-	\$0
OTHER CAPITAL EQUIPMENT	\$117,992	\$97,320	\$56,482	-	-	\$56,482
AUTOMOTIVE EQUIPMENT	\$217,369	\$81,369	\$0	\$92,181	\$92,181	\$92,181
ALL OTHER CONTR. SVCS.	\$326,451	\$177,687	\$237,118	-	-	\$237,118
OTHER	\$243,135	\$151,196	\$187,998	\$0	\$0	\$187,998
OTHER SUPPLIES	\$1,147,208	\$634,925	\$1,132,746	-	-	\$1,132,746
VEHICLES FUEL AND MAINTENANCE	\$16,000	\$6,157	\$13,777	-	-	\$13,777
MAINTENANCE	\$0	-	\$0	-	-	\$0
PROGRAM EXPENSE	\$12,643,224	\$8,363,272	\$12,676,863	\$487,917	\$237,860	\$12,914,723
TRAVEL TRAINING	\$87,198	\$47,615	\$135,672	-	-	\$135,672
RENT	\$189,778	\$175,656	\$190,530	-	-	\$190,530
PROFESSIONAL SERVICES	\$2,213,312	\$1,486,543	\$772,509	-	-	\$772,509
UTILITIES	\$71,050	\$41,224	\$70,701	-	-	\$70,701
ROLLOVER	\$0	-	-	-	-	-
EXPENSES TOTAL	\$32,492,943	\$20,401,487	\$30,646,557	\$885,849	\$635,793	\$31,282,350
Revenues						
LOCAL REVENUES	\$6,183,958	\$4,098,960	\$6,279,107	-	-	\$6,279,107
APPLIED ROLLOVER (REV)	\$0	-	\$0	-	-	\$0
DESCRIPTION PENDING	\$0	-	-	-	-	-
OTHER REVENUES	\$685,689	\$447,537	\$705,711	-	-	\$705,711
INTERFUND TRANSFER AND REVENUE	\$265,832	\$194,768	\$265,832	-	-	\$265,832
STATE AID	\$10,698,413	\$9,081,609	\$12,395,591	\$16,593	\$16,593	\$12,412,184
FEDERAL AID	\$4,844,580	\$1,765,852	\$2,006,625	-	-	\$2,006,625
REVENUES TOTAL	\$22,678,472	\$15,588,725	\$21,652,866	\$16,593	\$16,593	\$21,669,459
Dept. Net Local	\$9,814,471	\$4,812,762	\$8,993,691	\$869,256	\$619,200	\$9,612,891

Full Time Equivalents

Position	2019	2020	2021	2022	2023	2024
FTE						
Account Clerk/Typist	2.00	2.00	1.00	1.00	1.00	0.00
Administrative Assistant	3.00	3.00	3.00	3.00	3.00	2.00
Administrative Assistant - Level 1	1.00	2.00	2.00	2.00	2.00	1.00
Administrative Assistant - Level 2	8.00	7.00	7.00	8.00	2.00	2.00
Administrative Assistant - Level 3	2.00	2.00	2.00	2.00	8.00	9.00
Administrative Assistant 4	1.00	1.00	1.00	1.00	1.00	0.00
Administrative Computer Assistant	1.00	2.00	2.00	1.00	0.00	0.00
Administrative Coordinator	3.00	3.00	3.00	2.00	2.00	4.00
Billing Coordinator/System	1.00	1.00	1.00	1.00	1.00	1.00
Casework Assistant	4.00	3.00	3.00	3.00	3.00	3.00
Caseworker	8.00	8.00	1.00	1.00	1.00	1.00
Clinic Supervisor	1.00	1.00	1.00	0.00	0.00	0.00
Community Health Nurse	22.60	21.60	19.60	17.80	13.80	13.80
Community Health Worker	0.00	0.00	0.00	2.00	4.00	4.00
Community Health Worker Supervisor	0.00	0.00	0.00	0.00	1.00	1.00
Community Mental Health Nurse	0.00	0.00	0.00	0.00	5.00	5.00
Coordinator Of Dual Recovery Services	0.00	0.00	0.00	0.00	1.00	1.00
Court Resource Coordinator	0.00	1.00	0.00	0.00	0.00	0.00
Deputy Commissioner	1.00	1.00	1.00	1.00	0.00	0.00
Deputy Commissioner Mental Health Serv	0.00	0.00	0.00	0.00	1.00	1.00
Deputy Public Health Director	0.00	0.00	0.00	0.00	0.00	1.00
Deputy Registrar of Vital Records	1.00	1.00	1.00	1.00	1.00	1.00
Director Health Promotion Program	1.00	1.00	1.00	1.00	1.00	0.00
Director of Children with Special Care	1.00	1.00	1.00	1.00	1.00	1.00
Director of Community Health	1.00	1.00	1.00	1.00	1.00	0.00
Director Of Community Health	0.00	0.00	0.00	0.00	0.00	1.00
Director Of Environmental Health	1.00	1.00	1.00	1.00	1.00	1.00
Director of Health Promotion	0.00	0.00	0.00	0.00	0.00	1.00
Director, Mental Health Clinic	1.00	1.00	1.00	1.00	1.00	1.00
Dual Recovery Coordinator	1.00	1.00	1.00	1.00	0.00	0.00
Employee Health and Safety	1.00	1.00	1.00	1.00	1.00	0.00
Employment Specialist	1.00	1.00	1.00	1.00	1.00	1.00
Environmental Health Specialist	0.00	0.00	0.00	0.00	11.00	11.00
Environmental Health Technician	0.00	0.00	0.00	0.00	1.00	0.00
Fiscal Administrator	1.00	1.00	1.00	1.00	1.00	1.00
Fiscal Coordinator	0.00	1.00	1.00	0.00	0.00	0.00
Fiscal Manager	0.00	0.00	0.00	1.00	1.00	1.00
Health Educator	0.00	0.00	0.00	1.00	1.00	1.00
Healthy Neighborhoods Education	1.00	1.00	1.00	1.00	1.00	1.00
Information Aide	2.00	2.00	1.00	1.00	2.00	2.00
Keyboard Specialist	2.00	1.00	0.50	0.00	0.00	0.00
Licensed Clinical Therapist	0.00	0.00	0.00	0.00	0.00	19.00
Medical Director	0.25	0.25	0.25	0.25	0.30	0.30
Medical Director/Mental Health	1.00	1.00	1.00	1.00	1.00	1.00
MH Court Resource Coord	0.00	0.00	1.00	1.00	0.00	0.00
Nurse Practitioner of Psychiatry	1.00	1.00	2.00	4.00	2.00	2.00
Peer Support Specialist	0.00	0.00	0.00	0.00	0.80	3.80
PH Communications Coordinator	0.00	0.00	0.00	1.00	0.00	0.00
Planner/Evaluator	1.00	1.00	1.00	1.00	1.00	1.00
Program Director	0.00	0.00	0.00	0.00	0.00	0.00
Program Director - Care Managment	1.00	1.00	0.00	0.00	0.00	0.00
Program Director - PROS	1.00	1.00	1.00	1.00	1.00	1.00
Project Assistant	0.00	0.00	0.00	0.00	0.00	0.40
Psychiatric Social Worker	15.00	14.00	14.00	17.00	19.00	0.00

Position	2019	2020	2021	2022	2023	2024
Psychiatrist	0.70	0.70	0.50	0.00	0.00	0.50
Public Health Administrator	1.00	1.00	1.00	1.00	1.00	0.00
Public Health Communications Coordinator	0.00	0.00	0.00	0.00	1.00	1.00
Public Health Director	1.00	1.00	1.00	1.00	1.00	1.00
Public Health Engineer	1.00	1.00	1.00	1.00	1.00	1.00
Public Health Fellow	0.00	0.00	0.00	0.00	1.00	1.00
Public Health Fellow Coordinator	0.00	0.00	0.00	0.00	1.00	0.50
Public Health Graduate Fellow	0.00	0.00	0.00	0.00	6.00	4.00
Public Health Sanitarian	9.50	9.50	9.50	11.00	0.00	0.00
Public Health Technician	1.00	1.00	1.00	1.00	0.00	0.00
Public Hlth Preparedness Coord	1.00	1.00	1.00	1.00	1.00	1.00
Quality Assurance Improvement Coord	1.00	1.00	1.00	1.00	1.00	1.00
Quality Data Analyst	0.00	0.00	0.00	0.00	1.00	1.00
Rehabilitation Specialist	2.00	4.00	2.00	2.00	2.00	3.00
Senior Account Clerk/Typist	3.00	3.00	3.00	4.00	4.00	4.00
Senior Caseworker	1.00	1.00	0.00	0.00	0.00	0.00
Senior Community Health Nurse	2.00	2.00	3.00	3.00	3.00	3.00
Senior Community Mental Health Nurse	0.00	0.00	0.00	0.00	0.00	1.00
Senior Environmental Health Specialist	0.00	0.00	0.00	0.00	3.00	4.00
Senior Psychiatric Social Worker	3.00	3.00	3.00	3.00	3.00	3.00
Senior Public Health Sanitarian	3.00	3.00	3.00	3.00	0.00	0.00
SR. Community MH Nurse	0.00	0.00	0.00	1.00	1.00	0.00
Staff Retention & Human Resources Coord	0.00	0.00	0.00	0.00	0.00	1.00
Supervising Community Health Nurse	1.00	1.00	0.00	0.00	0.00	0.00
Whole Health Planner	0.00	0.00	0.00	0.00	0.00	1.00
WIC Clerk	2.00	2.00	2.00	2.00	2.00	2.00
WIC Program Director	1.00	1.00	1.00	1.00	1.00	1.00
WIC Program Nutritionist	3.00	3.00	3.00	3.00	3.00	3.00
FTE	131.05	132.05	117.35	125.05	137.90	140.30

4310 - M.H. ADMINISTRATION

	ACTUAL	ACTUALS	MOD BUD	TARGET	REQUEST	REC OTR	TOTAL REC
	FY2022	FY2023	FY2023	FY2024	FY2024	FY2024	FY2024
Total Expenses							
SALARY AND WAGES	\$1,197,210	\$804,460	\$1,294,495	\$1,170,143	--	--	\$1,170,143
OVERTIME	\$3,277	\$3,213	\$0	\$0	--	--	\$0
PREMIUM PAY	\$43,156	\$41,068	\$14,000	\$10,950	--	--	\$10,950
FRINGE	\$585,790	\$369,894	\$567,007	\$521,689	--	--	\$521,689
OTHER FINANCE	--	--	\$0	\$0	--	--	\$0
OTHER CAPITAL EQUIPMENT	\$36,263	\$280	\$3,750	\$5,000	--	--	\$5,000
ALL OTHER CONTR. SVCS.	-\$1,754,746	-\$1,294,219	-\$1,335,464	-\$1,300,708	--	--	-\$1,300,708
OTHER	\$14,595	\$16,940	\$19,096	\$18,924	--	--	\$18,924
OTHER SUPPLIES	\$894	\$3,238	\$6,250	\$6,230	--	--	\$6,230
VEHICLES FUEL AND MAINTENANCE	--	--	\$0	\$0	--	--	\$0
MAINTENANCE	--	--	\$0	\$0	--	--	\$0
PROGRAM EXPENSE	\$3,784	\$2,909	\$2,000	\$5,900	--	--	\$5,900
TRAVEL TRAINING	\$3,361	\$258	\$5,000	\$12,000	--	--	\$12,000
RENT	--	--	\$0	\$0	--	--	\$0
PROFESSIONAL SERVICES	\$79,205	\$246,112	\$270,856	\$6,800	--	--	\$6,800
UTILITIES	\$16,022	\$11,355	\$13,000	\$15,500	--	--	\$15,500
TOTAL EXPENSES TOTAL	\$228,811	\$205,509	\$859,990	\$472,428	--	--	\$472,428
Total Revenues							
LOCAL REVENUES	\$26	\$153	\$0	\$0	--	--	\$0
APPLIED ROLLOVER (REV)	--	--	\$0	--	--	--	--
OTHER REVENUES	\$26,905	--	\$0	\$0	--	--	\$0
STATE AID	\$131,119	\$24,785	\$184,895	\$162,520	--	--	\$162,520
FEDERAL AID	\$245,159	\$20,849	\$325,631	\$225,000	--	--	\$225,000
TOTAL REVENUES TOTAL	\$403,209	\$45,787	\$510,526	\$387,520	--	--	\$387,520
Dept. Net Local	-\$174,398	\$159,722	\$349,464	\$84,908	\$0	\$0	\$84,908

4311 MENTAL HEALTH CLINIC

	ACTUAL	ACTUALS	MOD BUD	TARGET	REQUEST	REC OTR	TOTAL REC
	FY2022	FY2023	FY2023	FY2024	FY2024	FY2024	FY2024
Total Expenses							
SALARY AND WAGES	\$2,347,791	\$1,659,426	\$3,402,248	\$3,266,614	\$212,077	\$212,077	\$3,478,691
OVERTIME	\$8,962	\$4,071	\$15,000	\$0	\$0	\$0	\$0
PREMIUM PAY	\$76,063	\$119,790	\$12,900	\$102,235	\$0	\$0	\$102,235
FRINGE	\$1,142,010	\$777,571	\$1,480,864	\$1,488,021	\$93,675	\$93,675	\$1,581,696
OTHER FINANCE	-	-	\$0	\$0	-	-	\$0
OTHER CAPITAL EQUIPMENT	\$77,211	\$5,186	\$10,500	\$8,036	-	-	\$8,036
AUTOMOTIVE EQUIPMENT	-	-	\$0	\$0	-	-	\$0
ALL OTHER CONTR. SVCS.	\$1,523,642	\$1,147,849	\$1,310,707	\$1,191,997	-	-	\$1,191,997
OTHER	\$142,752	\$88,829	\$161,166	\$102,653	\$0	\$0	\$102,653
OTHER SUPPLIES	\$5,293	\$3,838	\$8,150	\$7,800	-	-	\$7,800
VEHICLES FUEL AND MAINTENANCE	\$1,594	\$2,417	\$4,750	\$4,350	-	-	\$4,350
PROGRAM EXPENSE	\$6,462	\$45,521	\$5,000	\$7,500	\$87,860	\$87,860	\$95,360
TRAVEL TRAINING	\$20,282	\$13,517	\$29,130	\$8,224	-	-	\$8,224
RENT	-	-	\$0	\$0	-	-	\$0
PROFESSIONAL SERVICES	\$164,736	\$53,693	\$236,000	\$96,000	-	-	\$96,000
UTILITIES	\$5,497	\$3,719	\$9,500	\$7,500	-	-	\$7,500
TOTAL EXPENSES TOTAL	\$5,522,294	\$3,925,427	\$6,685,915	\$6,290,930	\$393,612	\$393,612	\$6,684,542
Total Revenues							
LOCAL REVENUES	\$2,931,367	\$2,624,976	\$3,898,408	\$4,023,134	-	-	\$4,023,134
APPLIED ROLLOVER (REV)	-	-	\$0	\$0	-	-	\$0
OTHER REVENUES	\$0	-	\$0	\$0	-	-	\$0
STATE AID	\$593,921	\$4,935	\$652,908	\$612,237	-	-	\$612,237
FEDERAL AID	\$459,457	\$89,849	\$458,574	\$84,424	-	-	\$84,424
TOTAL REVENUES TOTAL	\$3,984,744	\$2,719,760	\$5,009,890	\$4,719,795	-	-	\$4,719,795
Dept. Net Local	\$1,537,550	\$1,205,667	\$1,676,025	\$1,571,135	\$393,612	\$393,612	\$1,964,747

4312 PERSONAL RECOVERY ORNTD SERVICES

	ACTUAL	ACTUALS	MOD BUD	TARGET	REQUEST	REC OTR	TOTAL REC
	FY2022	FY2023	FY2023	FY2024	FY2024	FY2024	FY2024
Total Expenses							
SALARY AND WAGES	\$454,813	\$323,032	\$519,190	\$620,353	-	-	\$620,353
OVERTIME	\$1,036	\$422	\$0	\$0	-	-	\$0
PREMIUM PAY	\$13,004	\$2,597	\$3,250	\$9,250	-	-	\$9,250
FRINGE	\$220,830	\$142,266	\$224,622	\$278,097	-	-	\$278,097
OTHER FINANCE	-	-	\$0	\$0	-	-	\$0
OTHER CAPITAL EQUIPMENT	\$49,364	\$287	\$1,500	\$7,000	-	-	\$7,000
AUTOMOTIVE EQUIPMENT	-	-	\$0	\$0	-	-	\$0
ALL OTHER CONTR. SVCS.	\$271,242	\$210,649	\$218,168	\$214,441	-	-	\$214,441
OTHER	\$2,901	\$2,744	\$3,700	\$3,500	-	-	\$3,500
OTHER SUPPLIES	\$1,653	\$1,942	\$7,500	\$8,050	-	-	\$8,050
VEHICLES FUEL AND MAINTENANCE	\$305	-	\$200	\$1,127	-	-	\$1,127
MAINTENANCE	-	-	\$0	\$0	-	-	\$0
PROGRAM EXPENSE	-\$189	\$468	\$1,500	\$1,200	-	-	\$1,200
TRAVEL TRAINING	\$1,915	\$1,929	\$3,500	\$5,200	-	-	\$5,200
RENT	-	-	\$0	\$0	-	-	\$0
PROFESSIONAL SERVICES	\$335	-	\$30,000	\$0	-	-	\$0
UTILITIES	-	-	\$0	\$0	-	-	\$0
TOTAL EXPENSES TOTAL	\$1,017,209	\$686,337	\$1,013,130	\$1,148,218	-	-	\$1,148,218
Total Revenues							
LOCAL REVENUES	\$610,529	\$400,754	\$508,555	\$532,176	-	-	\$532,176
APPLIED ROLLOVER (REV)	-	-	\$0	-	-	-	-
OTHER REVENUES	-	-	\$0	\$0	-	-	\$0
STATE AID	\$94,701	\$10,735	\$116,325	\$226,791	-	-	\$226,791
FEDERAL AID	-	-	\$0	\$0	-	-	\$0
TOTAL REVENUES TOTAL	\$705,230	\$411,489	\$624,880	\$758,967	-	-	\$758,967
Dept. Net Local	\$311,978	\$274,849	\$388,250	\$389,251	\$0	\$0	\$389,251

4314 CLIENT FISCAL MANAGEMENT

	ACTUAL	ACTUALS	MOD BUD	TARGET	REQUEST	REC OTR	TOTAL REC
	FY2022	FY2023	FY2023	FY2024	FY2024	FY2024	FY2024
Total Expenses							
SALARY AND WAGES	\$7,417	-	\$7,639	\$8,447	-	-	\$8,447
PREMIUM PAY	-	-	\$0	\$175	-	-	\$175
FRINGE	\$3,486	-	\$3,374	\$3,809	-	-	\$3,809
ALL OTHER CONTR. SVCS.	-	-	\$0	\$0	-	-	\$0
OTHER	-	-	\$0	\$0	-	-	\$0
PROGRAM EXPENSE	-	-	\$18,764	\$0	-	-	\$0
RENT	-	-	\$0	\$0	-	-	\$0
TOTAL EXPENSES TOTAL	\$10,903	-	\$29,777	\$12,431	-	-	\$12,431
Total Revenues							
STATE AID	\$8,046	-	\$25,654	\$8,151	-	-	\$8,151
TOTAL REVENUES TOTAL	\$8,046	-	\$25,654	\$8,151	-	-	\$8,151
Dept. Net Local	\$2,857	\$0	\$4,123	\$4,280	\$0	\$0	\$4,280

4318 I.C.M.

	ACTUAL	ACTUALS	MOD BUD	TARGET	REQUEST	REC OTR	TOTAL REC
	FY2022	FY2023	FY2023	FY2024	FY2024	FY2024	FY2024
Total Expenses							
OTHER FINANCE	-	-	\$0	\$0	-	-	\$0
PROGRAM EXPENSE	\$14,379	\$7,924	\$0	\$19,010	-	-	\$19,010
TOTAL EXPENSES TOTAL	\$14,379	\$7,924	\$0	\$19,010	-	-	\$19,010
Total Revenues							
OTHER REVENUES	-	-	\$0	\$0	-	-	\$0
STATE AID	\$7,364	\$7,520	\$0	\$19,010	-	-	\$19,010
TOTAL REVENUES TOTAL	\$7,364	\$7,520	\$0	\$19,010	-	-	\$19,010
Dept. Net Local	\$7,015	\$404	\$0	\$0	\$0	\$0	\$0

4321 UNITY HOUSE

	ACTUAL	ACTUALS	MOD BUD	TARGET	REQUEST	REC OTR	TOTAL REC
	FY2022	FY2023	FY2023	FY2024	FY2024	FY2024	FY2024
Total Expenses							
SALARY AND WAGES	\$454,813	\$323,032	\$519,190	\$620,353	-	-	\$620,353
OVERTIME	\$1,036	\$422	\$0	\$0	-	-	\$0
PREMIUM PAY	\$13,004	\$2,597	\$3,250	\$9,250	-	-	\$9,250
FRINGE	\$220,830	\$142,266	\$224,622	\$278,097	-	-	\$278,097
OTHER FINANCE	-	-	\$0	\$0	-	-	\$0
OTHER CAPITAL EQUIPMENT	\$49,364	\$287	\$1,500	\$7,000	-	-	\$7,000
AUTOMOTIVE EQUIPMENT	-	-	\$0	\$0	-	-	\$0
ALL OTHER CONTR. SVCS.	\$271,242	\$210,649	\$218,168	\$214,441	-	-	\$214,441
OTHER	\$2,901	\$2,744	\$3,700	\$3,500	-	-	\$3,500
OTHER SUPPLIES	\$1,653	\$1,942	\$7,500	\$8,050	-	-	\$8,050
VEHICLES FUEL AND MAINTENANCE	\$305	-	\$200	\$1,127	-	-	\$1,127
MAINTENANCE	-	-	\$0	\$0	-	-	\$0
PROGRAM EXPENSE	-\$189	\$468	\$1,500	\$1,200	-	-	\$1,200
TRAVEL TRAINING	\$1,915	\$1,929	\$3,500	\$5,200	-	-	\$5,200
RENT	-	-	\$0	\$0	-	-	\$0
PROFESSIONAL SERVICES	\$335	-	\$30,000	\$0	-	-	\$0
UTILITIES	-	-	\$0	\$0	-	-	\$0
TOTAL EXPENSES TOTAL	\$1,017,209	\$686,337	\$1,013,130	\$1,148,218	-	-	\$1,148,218
Total Revenues							
LOCAL REVENUES	\$610,529	\$400,754	\$508,555	\$532,176	-	-	\$532,176
APPLIED ROLLOVER (REV)	-	-	\$0	-	-	-	-
OTHER REVENUES	-	-	\$0	\$0	-	-	\$0
STATE AID	\$94,701	\$10,735	\$116,325	\$226,791	-	-	\$226,791
FEDERAL AID	-	-	\$0	\$0	-	-	\$0
TOTAL REVENUES TOTAL	\$705,230	\$411,489	\$624,880	\$758,967	-	-	\$758,967
Dept. Net Local	\$311,978	\$274,849	\$388,250	\$389,251	\$0	\$0	\$389,251

4323 BOCES

	ACTUAL	ACTUALS	MOD BUD	TARGET	REQUEST	REC OTR	TOTAL REC
	FY2022	FY2023	FY2023	FY2024	FY2024	FY2024	FY2024
Total Expenses							
PROGRAM EXPENSE	\$115,291	\$82,272	\$110,803	\$109,699	-	-	\$109,699
PROFESSIONAL SERVICES	-	-	\$0	\$0	-	-	\$0
TOTAL EXPENSES TOTAL	\$115,291	\$82,272	\$110,803	\$109,699	-	-	\$109,699
Total Revenues							
OTHER REVENUES	-	-	\$0	\$0	-	-	\$0
STATE AID	-	\$115,291	\$110,803	\$109,699	-	-	\$109,699
FEDERAL AID	-	-	\$0	\$0	-	-	\$0
TOTAL REVENUES TOTAL	-	\$115,291	\$110,803	\$109,699	-	-	\$109,699
Dept. Net Local	\$115,291	-\$33,019	\$0	\$0	\$0	\$0	\$0

4324 MENTAL HEALTH ASSOC.

	ACTUAL	ACTUALS	MOD BUD	TARGET	REQUEST	REC OTR	TOTAL REC
	FY2022	FY2023	FY2023	FY2024	FY2024	FY2024	FY2024
Total Expenses							
PROGRAM EXPENSE	\$466,573	\$277,453	\$553,258	\$467,281	-	-	\$467,281
TOTAL EXPENSES TOTAL	\$466,573	\$277,453	\$553,258	\$467,281	-	-	\$467,281
Total Revenues							
LOCAL REVENUES	-	-	-	\$0	-	-	\$0
STATE AID	\$438,871	-	\$439,556	\$439,579	-	-	\$439,579
FEDERAL AID	-	-	\$0	\$0	-	-	\$0
TOTAL REVENUES TOTAL	\$438,871	-	\$439,556	\$439,579	-	-	\$439,579
Dept. Net Local	\$27,702	\$277,453	\$113,702	\$27,702	\$0	\$0	\$27,702

4325 ALCOHOLISM COUNCIL

	ACTUAL	ACTUALS	MOD BUD	TARGET	REQUEST	REC OTR	TOTAL REC
	FY2022	FY2023	FY2023	FY2024	FY2024	FY2024	FY2024
Total Expenses							
PROGRAM EXPENSE	\$702,948	\$721,677	\$586,069	\$1,014,773	\$150,000	\$150,000	\$1,164,773
TOTAL EXPENSES TOTAL	\$702,948	\$721,677	\$586,069	\$1,014,773	\$150,000	\$150,000	\$1,164,773
Total Revenues							
STATE AID	\$250,034	\$402,103	\$335,224	\$963,928	-	-	\$963,928
FEDERAL AID	-	\$250,000	\$200,000	\$0	-	-	\$0
TOTAL REVENUES TOTAL	\$250,034	\$652,103	\$535,224	\$963,928	-	-	\$963,928
Dept. Net Local	\$452,914	\$69,574	\$50,845	\$50,845	\$150,000	\$150,000	\$200,845

4326 ITHACA YOUTH BUREAU

	ACTUAL	ACTUALS	MOD BUD	TARGET	REQUEST	REC OTR	TOTAL REC
	FY2022	FY2023	FY2023	FY2024	FY2024	FY2024	FY2024
Total Expenses							
PROGRAM EXPENSE	\$130,614	\$97,960	\$130,614	\$130,614	-	-	\$130,614
TOTAL EXPENSES TOTAL	\$130,614	\$97,960	\$130,614	\$130,614	-	-	\$130,614
Total Revenues							
LOCAL REVENUES	-	\$88,673	\$88,673	\$88,673	-	-	\$88,673
TOTAL REVENUES TOTAL	-	\$88,673	\$88,673	\$88,673	-	-	\$88,673
Dept. Net Local	\$130,614	\$9,287	\$41,941	\$41,941	\$0	\$0	\$41,941

4327 SUICIDE PREVENTION

	ACTUAL	ACTUALS	MOD BUD	TARGET	REQUEST	REC OTR	TOTAL REC
	FY2022	FY2023	FY2023	FY2024	FY2024	FY2024	FY2024
Total Expenses							
PROGRAM EXPENSE	\$239,703	\$99,367	\$213,739	\$211,304	-	-	\$211,304
TOTAL EXPENSES TOTAL	\$239,703	\$99,367	\$213,739	\$211,304	-	-	\$211,304
Total Revenues							
LOCAL REVENUES	-	-	\$0	\$0	-	-	\$0
STATE AID	\$179,529	-	\$179,354	\$176,919	-	-	\$176,919
TOTAL REVENUES TOTAL	\$179,529	-	\$179,354	\$176,919	-	-	\$176,919
Dept. Net Local	\$60,174	\$99,367	\$34,385	\$34,385	\$0	\$0	\$34,385

4328 EMERGENCY COMM. SHELTER

	ACTUAL	ACTUALS	MOD BUD	TARGET	REQUEST	REC OTR	TOTAL REC
	FY2022	FY2023	FY2023	FY2024	FY2024	FY2024	FY2024
Total Expenses							
PROGRAM EXPENSE	-	\$93,904	\$84,742	\$51,953	-	-	\$51,953
TOTAL EXPENSES TOTAL	-	\$93,904	\$84,742	\$51,953	-	-	\$51,953
Total Revenues							
STATE AID	-	\$51,288	\$51,463	\$51,953	-	-	\$51,953
FEDERAL AID	\$84,567	-\$67,928	\$33,279	\$0	-	-	\$0
TOTAL REVENUES TOTAL	\$84,567	-\$16,640	\$84,742	\$51,953	-	-	\$51,953
Dept. Net Local	-\$84,567	\$110,544	\$0	\$0	\$0	\$0	\$0

4329 CHALLENGE INDUSTRIES

	ACTUAL	ACTUALS	MOD BUD	TARGET	REQUEST	REC OTR	TOTAL REC
	FY2022	FY2023	FY2023	FY2024	FY2024	FY2024	FY2024
Total Expenses							
PROGRAM EXPENSE	\$381,466	\$199,277	\$368,488	\$372,593	-	-	\$372,593
TOTAL EXPENSES TOTAL	\$381,466	\$199,277	\$368,488	\$372,593	-	-	\$372,593
Total Revenues							
STATE AID	\$316,567	-	\$316,569	\$320,674	-	-	\$320,674
TOTAL REVENUES TOTAL	\$316,567	-	\$316,569	\$320,674	-	-	\$320,674
Dept. Net Local	\$64,899	\$199,277	\$51,919	\$51,919	\$0	\$0	\$51,919

WHOLE HEALTH

Mental Health Division, Continued 2024 Operating Budget

4331 ALPHA HOUSE

	ACTUAL	ACTUALS	MOD BUD	TARGET	REQUEST	REC OTR	TOTAL REC
	FY2022	FY2023	FY2023	FY2024	FY2024	FY2024	FY2024
Total Expenses							
PROGRAM EXPENSE	\$1,448,143	\$1,207,813	\$1,199,559	\$1,302,268	-	-	\$1,302,268
TOTAL EXPENSES TOTAL	\$1,448,143	\$1,207,813	\$1,199,559	\$1,302,268	-	-	\$1,302,268
Total Revenues							
STATE AID	-	\$1,448,143	\$136,128	\$1,302,268	-	-	\$1,302,268
FEDERAL AID	-	-	\$1,063,431	\$0	-	-	\$0
TOTAL REVENUES TOTAL	-	\$1,448,143	\$1,199,559	\$1,302,268	-	-	\$1,302,268
Dept. Net Local	\$1,448,143	-\$240,330	\$0	\$0	\$0	\$0	\$0

4332 ADULT SUPPORTIVE HOUSING

	ACTUAL	ACTUALS	MOD BUD	TARGET	REQUEST	REC OTR	TOTAL REC
	FY2022	FY2023	FY2023	FY2024	FY2024	FY2024	FY2024
Total Expenses							
PROGRAM EXPENSE	\$1,503,718	\$872,867	\$1,470,633	\$1,715,045	-	-	\$1,715,045
TOTAL EXPENSES TOTAL	\$1,503,718	\$872,867	\$1,470,633	\$1,715,045	-	-	\$1,715,045
Total Revenues							
STATE AID	\$1,503,718	-	\$1,470,633	\$1,715,045	-	-	\$1,715,045
TOTAL REVENUES TOTAL	\$1,503,718	-	\$1,470,633	\$1,715,045	-	-	\$1,715,045
Dept. Net Local	\$0	\$872,867	\$0	\$0	\$0	\$0	\$0

4333 FAMILY AND CHILDREN'S SERVICES

	ACTUAL	ACTUALS	MOD BUD	TARGET	REQUEST	REC OTR	TOTAL REC
	FY2022	FY2023	FY2023	FY2024	FY2024	FY2024	FY2024
Total Expenses							
PROGRAM EXPENSE	\$299,965	\$151,930	\$299,965	\$303,857	\$250,057	-	\$303,857
TOTAL EXPENSES TOTAL	\$299,965	\$151,930	\$299,965	\$303,857	\$250,057	-	\$303,857
Total Revenues							
STATE AID	\$299,965	-	\$299,965	\$303,857	-	-	\$303,857
TOTAL REVENUES TOTAL	\$299,965	-	\$299,965	\$303,857	-	-	\$303,857
Dept. Net Local	\$0	\$151,930	\$0	\$0	\$250,057	\$0	\$0

4336 CATHOLIC CHARITY

	ACTUAL	ACTUALS	MOD BUD	TARGET	REQUEST	REC OTR	TOTAL REC
	FY2022	FY2023	FY2023	FY2024	FY2024	FY2024	FY2024
Total Expenses							
PROGRAM EXPENSE	\$35,073	\$17,764	\$35,073	\$35,528	-	-	\$35,528
TOTAL EXPENSES TOTAL	\$35,073	\$17,764	\$35,073	\$35,528	-	-	\$35,528
Total Revenues							
STATE AID	\$35,073	-	\$35,073	\$35,528	-	-	\$35,528
TOTAL REVENUES TOTAL	\$35,073	-	\$35,073	\$35,528	-	-	\$35,528
Dept. Net Local	\$0	\$17,764	\$0	\$0	\$0	\$0	\$0

4390 PSYCHIATRIC EXPENSE

	ACTUAL	ACTUALS	MOD BUD	TARGET	REQUEST	REC OTR	TOTAL REC
	FY2022	FY2023	FY2023	FY2024	FY2024	FY2024	FY2024
Total Expenses							
OTHER FINANCE	-	-	\$0	\$0	-	-	\$0
OTHER	-	-	\$0	\$0	-	-	\$0
PROGRAM EXPENSE	\$533,505	\$486,235	\$425,000	\$425,000	-	-	\$425,000
TOTAL EXPENSES TOTAL	\$533,505	\$486,235	\$425,000	\$425,000	-	-	\$425,000
Total Revenues							
-	-	-	-	-	-	-	-
TOTAL REVENUES TOTAL	0	0	0	0	0	0	0
Dept. Net Local	\$533,505	\$486,235	\$425,000	\$425,000	\$0	\$0	\$425,000

6301 FRANZISKA RACKER CENTER

	ACTUAL	ACTUALS	MOD BUD	TARGET	REQUEST	REC OTR	TOTAL REC
	FY2022	FY2023	FY2023	FY2024	FY2024	FY2024	FY2024
Total Expenses							
SALARY AND WAGES	\$454,813	\$323,032	\$519,190	\$620,353	-	-	\$620,353
OVERTIME	\$1,036	\$422	\$0	\$0	-	-	\$0
PREMIUM PAY	\$13,004	\$2,597	\$3,250	\$9,250	-	-	\$9,250
FRINGE	\$220,830	\$142,266	\$224,622	\$278,097	-	-	\$278,097
OTHER FINANCE	-	-	\$0	\$0	-	-	\$0
OTHER CAPITAL EQUIPMENT	\$49,364	\$287	\$1,500	\$7,000	-	-	\$7,000
AUTOMOTIVE EQUIPMENT	-	-	\$0	\$0	-	-	\$0
ALL OTHER CONTR. SVCS.	\$271,242	\$210,649	\$218,168	\$214,441	-	-	\$214,441
OTHER	\$2,901	\$2,744	\$3,700	\$3,500	-	-	\$3,500
OTHER SUPPLIES	\$1,653	\$1,942	\$7,500	\$8,050	-	-	\$8,050
VEHICLES FUEL AND MAINTENANCE	\$305	-	\$200	\$1,127	-	-	\$1,127
MAINTENANCE	-	-	\$0	\$0	-	-	\$0
PROGRAM EXPENSE	-\$189	\$468	\$1,500	\$1,200	-	-	\$1,200
TRAVEL TRAINING	\$1,915	\$1,929	\$3,500	\$5,200	-	-	\$5,200
RENT	-	-	\$0	\$0	-	-	\$0
PROFESSIONAL SERVICES	\$335	-	\$30,000	\$0	-	-	\$0
UTILITIES	-	-	\$0	\$0	-	-	\$0
TOTAL EXPENSES TOTAL	\$1,017,209	\$686,337	\$1,013,130	\$1,148,218	-	-	\$1,148,218
Total Revenues							
LOCAL REVENUES	\$610,529	\$400,754	\$508,555	\$532,176	-	-	\$532,176
APPLIED ROLLOVER (REV)	-	-	\$0	-	-	-	-
OTHER REVENUES	-	-	\$0	\$0	-	-	\$0
STATE AID	\$94,701	\$10,735	\$116,325	\$226,791	-	-	\$226,791
FEDERAL AID	-	-	\$0	\$0	-	-	\$0
TOTAL REVENUES TOTAL	\$705,230	\$411,489	\$624,880	\$758,967	-	-	\$758,967
Dept. Net Local	\$311,978	\$274,849	\$388,250	\$389,251	\$0	\$0	\$389,251

WHOLE HEALTH - OTR

2024 Over Target Requests (OTRs)

Over Target Requests Summary

Whole Health Department

	TARGET	REQ TARGET	REQ ONETIME	REC ONETIME	TOTAL REC
	FY2024	FY2024	FY2024	FY2024	FY2024
Expenses					
Whole Health	\$30,646,557	-	\$885,849	\$635,793	\$31,282,350
EXPENSES TOTAL	\$30,646,557	-	\$885,849	\$635,793	\$31,282,350
Revenues					
Whole Health	\$21,652,866	-	\$16,593	\$16,593	\$21,669,459
REVENUES TOTAL	\$21,652,866	-	\$16,593	\$16,593	\$21,669,459
Revenues - Expenses	\$8,993,691	\$0	\$869,256	\$619,200	\$9,612,891

Department Request

4311 -Whole Health -Care Teams Year 2 - OTR Priority 1 Continuation of Previous Years OTR MultiYear

The Crisis Alternative Response and Engagement (CARE) Team OTR 2024

Tompkins County Whole Health requests a continuation of this three year OTR covering two Licensed Clinical Therapists to cover one eight hour shift per day Monday - Friday
Program Description:

The Crisis Alternative Response and Engagement or CARE Team is a collaboration between the Tompkins County Sheriff's Office and the Department of Whole Health. The CARE Team brings law enforcement and mental health services together to rapidly respond to mental health emergencies. The goal of the CARE team is to provide a trauma informed approach that improves access to mental health and addiction services for Tompkins County residents. Initially, the CARE Team will include a specially trained Sheriff's Deputy paired with a Licensed Clinical Therapist who will co-respond in a specially marked vehicle wearing non-traditional uniforms. The CARE team will be directly dispatched following a 911 call or after another law enforcement officer has already arrived on scene and identified a mental or behavioral health crisis.

The program aims to divert individuals from the criminal justice system and avoid unnecessary hospitalization whenever possible. The program anticipates meeting these aims by de-escalating crisis situations, linking people in need with community treatment and other support services, and providing in person follow up support by the co-response team within 24-48 hours after the crisis. Additional peer support will be offered over the phone or via telehealth by a certified peer who

County Administrator Recommendation

Approved the continuation of funding for this initiative.

can assist in completing paperwork and addressing other barriers to gaining access to care. The Community Justice Center (CJC) will use metrics to assess the success of the piloted program, including how well it meets the goals of Reimagining Public Safety.

CARE Team Call Types:

Mental Health, Check the Welfare, Intoxication from Drugs/Alcohol/Overdose, those involving people who have had previous experience with mental health issues, Suicidal Subjects, 9.41/9/45 MHL, Calls associated with homelessness, Juvenile Delinquency, those that could benefit from follow up.

As this team becomes established we anticipate utilization that would require coverage for two shifts per day, seven days a week. The plan below outlines what a future state of the team could look like.

Staffing Requirements for Coverage 7am-11 pm 7 days/week:

Tompkins County Sheriff’s Office and Mental Health Services of Tompkins County Whole Health Staffing Requirements:

- 1 Sergeant in charge of unit
- 6 Specially Trained Deputies and 5 Licensed Clinical Therapists
- 1 of the Clinical Therapist positions will be a Senior Psychiatric Social Worker and act as supervisor of the Licensed Clinical Therapists on the CARE team.
- 1 Certified Peer working 8:30-4:30 M-F to provide time limited follow-up support.
- 6 teams, covering two 8 hour shifts, seven days per week.
- Rotating according to Deputy schedule (5 on 2 off, 5 on 2 off, 4 on 2 off)
- This will result in at least one team always being on each shift.
- Routine meetings between TCSO and Mental Health Administration

4311 -Whole Health -Care Teams Year 2 - OTR

Proposal Name	Functional Unit	Account Code	Line Item Description	Account Number Description	Amount
4311 -Whole Health -Care Teams Year 2 - OTR MULTIYEAR	4311	58800		REGULAR PAY	\$93,674
4311 -Whole Health -Care Teams Year 2 - OTR MULTIYEAR	4311	51000		REGULAR PAY	\$212,077
					\$305,751

Department Request

**Whole Health FCS Rural Outreach Worker
Program OTR
Priority 2 New Initiative MultiYear**

**County Administrator
Recommendation**

Unable to approve due to fiscal constraints.

The Rural Outreach Worker Program was launched in August 2022 as a pilot project funded by the Office of Mental Health’s Division of Forensic Services through December 31, 2023. The program was modeled after Family & Children’s Service of Ithaca’s highly successful Community Outreach Worker Program. Working closely with the Sheriff’s department, our two Rural Outreach Workers spend time in identified “hot spots”, providing de-escalation and supportive services (e.g., case management and referrals, providing supplies) with a goal of avoiding carceral interventions for individuals struggling with serious mental illness, substance abuse challenges, and homelessness. Our Outreach Coordinator oversees the Community Outreach Worker Program and the Rural Outreach Worker Program, ensuring communication across outreach functions at F&CS, and coordinates and leads the Enhanced Outreach Team meetings, to work towards better

collaboration and communication across outreach teams from multiple organizations. Through the first seven months of 2023, our Rural Outreach Team helped 165 clients through 458 encounters. Unfortunately, funding for this program ends at the close of this calendar year, and our efforts to find funding to sustain the program have not yielded results.

ROWP - Expense Budget

Salary and Benefits 181,465.00

OTPS

- Direct Supplies to Clients 8,000.00
- Travel 3,472.00
- Satellite Phone Service/Cell Phone Service 3,317.00
- Rent 16,660.00
- Office Supplies 621.00
- Vehicle Depreciation 6,828.00
- Overhead 29,694.00

TOTAL EXPENSE 250,057.00

Whole Health FCS Rural Outreach Worker Program OTR

Functional Unit	Account Code	Line Item Description	Account Number Description	Amount
4333	54400		PROGRAM EXPENSE	\$250,057
				\$250,057

Department Request

**4325 -Whole Health - Open Access Start Up
Year 3 - OTR
Priority 3 Continuation of Previous Years
OTR MultiYear**

County Administrator Recommendation

Approved the final year funding for this three year initiative.

The Alcohol and Drug Council is requesting at this time a Tompkins County investment over a three year period of \$250,000 in year 1 (2022), \$200,000 in year 2 (2023), and \$150,000 in year 3 (2024).

Alcohol and Drug Council of Tompkins County (The Council) is requesting \$600,000 in funding spread over three years to support the Open Access Detox and Stabilization Center (OAC). This new service will close a gap in the continuum of care; provide 24/7 access to a vital level of behavioral healthcare; serve as an alternative to incarceration; and divert people from the emergency room. Tompkins County residents will have treatment options and recovery supports that do not currently exist locally. These funds would represent an important local share of support. The Council has already received significant funding from NY State Agencies and regional funders, these funds will support operations and cover funding gaps. The OAC is essential to members of our community and offers people with substance use disorders a patient centered approach to recovery.

4325 -Whole Health - Open Access Start Up Year 3 - OTR

Proposal Name	Functional Unit	Account Code	Line Item Description	Account Number Description	Amount
4325 -Whole Health - Open Access Start Up Year 3 - OTR MULTIYEAR	4325	54400	Multi-Year	PROGRAM EXPENSE	\$150,000
					\$150,000

Department Request

**4311 -Whole Health - REACH MEDICAL
Behavioral Health Outreach Nurse Year 2 - OTR
Priority 4 Continuation of Previous Years
OTR MultiYear**

County Administrator Recommendation

Supporting year two of this multi year initiative.

Program Description: REACH Medical will further expand outreach services in Tompkins County with a focus on improved integration of behavioral health services through a Behavioral Health Outreach Team. A waived psychiatric nurse practitioner will provide behavioral health treatment services through telemedicine including the prescription of buprenorphine supported by a Behavioral Health Outreach Team. The Behavioral Health Outreach Team that is comprised of a nurse/provider and community outreach worker will play a crucial role in the delivery of care and act as first contacts in the practice. This team will be responsible for real-time de-escalation of patients in crisis, supporting patients in engaging care with other treatment providers and gaining access to support services that address the social determinants of health such as filling out paperwork for DSS, being connected with insurance navigators and linkages with housing services. Behavioral Health Outreach teams that offer treatment and supportive services in the community have been shown to decrease unnecessary Emergency Department visits and reduce opioid-related overdose deaths.

Approved costs for this funding include training and certification and other program costs not covered by medical insurance and are reimbursed through the submission of vouchers.

4311 -Whole Health - REACH Behavioral Hlth Outreach - OTR

Proposal Name	Functional Unit	Account Code	Line Item Description	Account Number Description	Amount
4311 -Whole Health - REACH MEDICAL Behavioral Health Outreach Nurse Year 2 - OTR MULTIYEAR	4311	54400	Multi-Year	PROGRAM EXPENSE	\$87,860
					\$87,860

Department Request

**4010 - Whole Health Vehicle Lease OTR
Priority 5 Maintenance of Effort Onetime**
This OTR is to cover the ongoing leases for ten vehicles (Seven Bolts, Two RAV4 Primes, and 1 Prius Prime) . These leases are coordinated by the Chief Sustainability Officer. Local funding will be supplemented by State reimbursements to fully fund the lease of vehicles.

County Administrator Recommendation

Supporting this onetime over target request.

4010 - Whole Health Vehicle Lease OTR

Functional Unit	Account Code	Line Item Description	Legacy ERP Account Number Description	Amount
4010	43401		PUBLIC HEALTH WORK	\$16,593
4010	52231		VEHICLES	\$92,181

WORKFORCE DEVELOPMENT

2024 Operating Budget

Department Overview

The ● **Tompkins County Workforce** department seeks to ensure job seekers are prepared for meaningful careers and businesses have access to an effective workforce talent pool. Through partnerships with business, education, and community-based organizations, Tompkins



*Workforce
Development
Board*



County Workforce is the facilitator of the workforce development ecosystem. Tompkins County Workforce operates a ● **Career Center** that offers programs to help adults and youths discover career pathways and pursue in-demand trainings and skills. The Workforce department provides services, programs, and initiatives funded through the Workforce Innovation and Opportunity Act (WIOA) and the New York State Department of Labor (NYSDOL). Most funds are means-based, striving to support those with the most barriers to seek, obtain, and retain employment. Through this work, the department creates pathways to better careers and economic growth in the Tompkins County community.

Consolidated Budget - Expenditures & Revenues

	MODIFIED BUDGET	ACTUALS	TARGET	REQUESTED	CNTY ADMIN	TOTAL REC
	FY2023	FY2023	2024	2024	2024	2024
Expenses						
SALARY AND WAGES	\$1,085,160	\$490,504	\$885,367	-	-	\$885,368
OVERTIME	\$0	\$518	\$0	-	-	\$0
PREMIUM PAY	\$1,500	\$6,375	\$2,000	-	-	\$3,250
FRINGE	\$404,285	\$174,401	\$290,493	-	-	\$290,495
OTHER CAPITAL EQUIPMENT	\$5,528	\$919	\$12,800	-	-	\$12,800
ALL OTHER CONTR. SVCS.	\$224,441	\$120,090	\$227,284	-	-	\$227,284
OTHER	\$20,820	\$13,072	\$16,081	-	-	\$16,081
OTHER SUPPLIES	\$10,582	\$2,628	\$8,600	-	-	\$8,600
MAINTENANCE	\$0	-	-	-	-	-
PROGRAM EXPENSE	\$184,800	\$94,653	\$179,890	-	-	\$179,890
TRAVEL TRAINING	\$13,544	\$4,186	\$16,029	-	-	\$14,779
RENT	\$79,838	\$48,036	\$80,242	-	-	\$80,242
PROFESSIONAL SERVICES	\$2,000	-	\$1,360	-	-	\$1,360
UTILITIES	\$14,479	\$6,018	\$9,500	-	-	\$9,500
EXPENSES TOTAL	\$2,046,977	\$961,399	\$1,729,646	-	-	\$1,729,649
Revenues						
LOCAL REVENUES	\$0	-\$12,765	\$0	-	-	\$0
OTHER REVENUES	\$50,000	\$11,643	\$40,000	-	-	\$40,000
INTERFUND TRANSFER AND REVENUE	\$470,669	-	\$374,160	-	-	\$374,160
STATE AID	\$0	-	\$0	-	-	\$0
FEDERAL AID	\$1,526,308	\$1,021,386	\$1,315,486	-	-	\$1,315,489
REVENUES TOTAL	\$2,046,977	\$1,020,265	\$1,729,646	-	-	\$1,729,649
Dept. Net Local	\$0	-\$58,865	\$0	\$0	\$0	\$0

Full Time Equivalents

Position	2019	2020	2021	2022	2023	2024
FTE						
Administrative Coordinator	1.50	1.00	1.00	1.00	0.00	0.00
Communications Specialist	0.00	0.00	1.00	1.00	1.00	1.00
Deputy Workforce Development Director	0.00	1.00	1.00	1.00	1.00	1.00
Employment & Training Director	1.00	1.00	1.00	1.00	1.00	1.00
Employment and Training Clerk	0.00	0.00	0.00	0.00	0.00	1.00
Fiscal Coordinator	0.00	0.00	0.00	0.00	1.00	1.00
JTPA Participant	6.10	6.10	6.10	6.10	6.10	6.10
Project Assistant	0.00	0.00	0.00	0.25	0.25	0.25
Transition Workforce Specialist	2.00	2.00	2.00	2.00	2.00	2.00
Workforce Development Associate	1.00	1.00	0.00	0.00	1.00	0.00
Workforce Development Coordinator	0.00	0.00	1.00	1.00	2.00	1.00
Workforce Development Director	1.00	1.00	1.00	1.00	1.00	1.00
Workforce Development Specialist	3.00	4.00	4.00	4.00	3.00	2.50
Youth Services Associate	0.00	0.00	1.00	1.00	0.00	0.00
FTE	15.60	17.10	19.10	19.35	19.35	17.85

6290 - WORKFORCE DEV BOARD

	ACTUAL	ACTUALS	MOD BUD	TARGET	REQUEST	REC OTR	TOTAL REC
	FY2022	FY2023	FY2023	2024	2024	2024	2024
Total Expenses							
SALARY AND WAGES	\$224,258	\$101,945	\$285,801	\$239,596	\$67,288	-	\$239,596
OVERTIME	\$3,022	\$518	\$0	\$0	-	-	\$0
PREMIUM PAY	\$500	-	\$850	\$1,000	\$0	-	\$1,000
FRINGE	\$107,220	\$44,815	\$126,614	\$106,271	\$29,721	-	\$106,271
OTHER CAPITAL EQUIPMENT	\$5,698	-	\$2,624	\$5,500	-	-	\$5,500
ALL OTHER CONTR. SVCS.	\$260,361	\$118,940	\$221,874	\$225,017	-	-	\$225,017
OTHER	\$7,401	\$6,749	\$10,467	\$8,452	-	-	\$8,452
OTHER SUPPLIES	\$3,747	\$2,086	\$8,550	\$6,500	-	-	\$6,500
PROGRAM EXPENSE	\$5,060	\$4,048	\$11,000	\$9,150	-	-	\$9,150
TRAVEL TRAINING	\$3,378	\$3,012	\$7,044	\$8,000	-	-	\$8,000
RENT	\$24,915	\$24,480	\$32,726	\$33,130	-	-	\$33,130
PROFESSIONAL SERVICES	\$3,000	-	\$2,000	\$1,360	-	-	\$1,360
UTILITIES	\$3,514	\$2,558	\$4,200	\$4,200	-	-	\$4,200
TOTAL EXPENSES TOTAL	\$652,075	\$309,152	\$713,750	\$648,176	\$97,009	-	\$648,176
Total Revenues							
LOCAL REVENUES	\$39,932	-\$12,765	\$0	\$0	-	-	\$0
OTHER REVENUES	\$25,023	\$1,345	\$13,500	\$40,000	-	-	\$40,000
INTERFUND TRANSFER AND REVENUE	\$281,176	-	\$280,379	\$404,364	-	-	\$404,364
STATE AID	-	-	\$0	\$0	-	-	\$0
FEDERAL AID	\$285,352	\$459,734	\$419,871	\$1,315,489	-	-	\$1,315,489
TOTAL REVENUES TOTAL	\$631,483	\$448,315	\$713,750	\$1,759,853	-	-	\$1,759,853
Dept. Net Local	\$20,592	-\$139,163	\$0	-\$1,111,677	\$97,009	\$0	-\$1,111,677

6292 - Employment and Training

	ACTUAL	ACTUALS	MOD BUD	TARGET	REQUEST	REC OTR	TOTAL REC
	FY2022	FY2023	FY2023	2024	2024	2024	2024
Total Expenses							
SALARY AND WAGES	\$679,349	\$388,558	\$799,359	\$645,772	-	-	\$645,772
OVERTIME	\$1,489	-	\$0	\$0	-	-	\$0
PREMIUM PAY	\$24,740	\$6,375	\$650	\$2,250	-	-	\$2,250
FRINGE	\$253,094	\$129,586	\$277,671	\$214,428	-	-	\$214,428
OTHER CAPITAL EQUIPMENT	\$1,354	\$919	\$2,904	\$7,300	-	-	\$7,300
ALL OTHER CONTR. SVCS.	\$2,288	\$1,150	\$2,567	\$2,267	-	-	\$2,267
OTHER	\$5,230	\$6,323	\$10,353	\$7,629	-	-	\$7,629
OTHER SUPPLIES	\$863	\$482	\$2,032	\$2,100	-	-	\$2,100
PROGRAM EXPENSE	\$166,976	\$90,604	\$173,800	\$170,740	-	-	\$170,740
TRAVEL TRAINING	\$6,750	\$1,174	\$6,500	\$6,779	-	-	\$6,779
RENT	\$121,079	\$23,556	\$47,112	\$47,112	-	-	\$47,112
PROFESSIONAL SERVICES	-	-	\$0	\$0	-	-	\$0
UTILITIES	\$3,904	\$3,460	\$10,279	\$5,300	-	-	\$5,300
TOTAL EXPENSES TOTAL	\$1,267,116	\$652,187	\$1,333,227	\$1,111,677	-	-	\$1,111,677
Total Revenues							
LOCAL REVENUES	\$40,068	-	\$0	-	-	-	-
OTHER REVENUES	\$50,625	\$558	\$36,500	\$0	-	-	\$0
INTERFUND TRANSFER AND REVENUE	\$321,573	-	\$190,290	\$0	-	-	\$0
STATE AID	-	-	\$0	\$0	-	-	\$0
FEDERAL AID	\$958,419	\$561,652	\$1,106,437	\$0	-	-	\$0
TOTAL REVENUES TOTAL	\$1,370,685	\$562,209	\$1,333,227	\$0	-	-	\$0
Dept. Net Local	-\$103,568	\$89,978	\$0	\$1,111,677	\$0	\$0	\$1,111,677

9502 General Fund Contribution to CD Fund

	ACTUAL	ACTUALS	MOD BUD	TARGET	REQUEST	REC OTR	TOTAL REC
	FY2022	FY2023	FY2023	2024	2024	2024	2024
Total Expenses							
PROGRAM EXPENSE	\$602,749	-	\$470,669	\$374,160	-	-	\$374,160
TOTAL EXPENSES TOTAL	\$602,749	-	\$470,669	\$374,160	-	-	\$374,160
Total Revenues							
FEDERAL AID	-	-	\$0	-	-	-	-
TOTAL REVENUES TOTAL	-	-	\$0	-	-	-	-
Dept. Net Local	\$602,749	\$0	\$470,669	\$374,160	\$0	\$0	\$374,160

YOUTH SERVICES DEPARTMENT

2024 Operating Budget

Department Overview

It is the mission of the • [Tompkins County Youth Services](#) Department to invest time, resources and funding in communities to enable all youth to thrive in school, work and life. The Tompkins County Charter and NYS Executive Law charge the Department with planning and coordinating youth services throughout Tompkins County.

TCYSD is a planning entity which provides direct services for youth through assessing youth needs, contracting with appropriate youth program providers, monitoring the performance of funded programs, coordinating public and private youth programs, supporting the training of youth workers and their organizations, and assisting local municipalities to assess and address their local youth needs.

Utilizing a continuum of care approach which weaves a web of youth services across Tompkins County, funding recommendations provided by the Youth Services Board utilize the department's resources to provide support for recreation, prevention, and intervention programs run by not-for-profit agencies and municipalities that provide over 40 programs serving over 7,000 youth per year.

Working with our collaborative partners the Youth Services Department is committed to making Tompkins County a place where all youth are given the opportunity to thrive.



Consolidated Budget - Expenditures & Revenues

	MODIFIED BUDGET	ACTUALS	TARGET	REQUESTED	CNTY ADMIN	TOTAL REC
	FY2023	FY2023	FY2024	FY2024	FY2024	FY2024
Expenses						
SALARY AND WAGES	\$317,241	\$173,213	\$239,595	\$68,324	\$17,000	\$256,596
OVERTIME	\$0	–	\$0	–	–	\$0
PREMIUM PAY	\$1,750	\$1,750	\$2,250	\$0	\$0	\$2,250
FRINGE	\$130,769	\$73,435	\$106,823	\$24,669	\$2,000	\$108,824
OTHER FINANCE	\$236,858	\$118,429	\$267,065	–	–	\$267,065
OTHER CAPITAL EQUIPMENT	\$0	–	\$0	–	–	\$0
ALL OTHER CONTR. SVCS.	\$900	\$672	\$900	–	–	\$900
OTHER	\$4,250	\$1,189	\$3,250	–	–	\$3,250
OTHER SUPPLIES	\$5,289	\$1,128	\$3,346	–	–	\$3,344
VEHICLES FUEL AND MAINTENANCE	\$0	–	\$0	–	–	\$0
MAINTENANCE	\$0	–	\$0	–	–	\$0
PROGRAM EXPENSE	\$1,018,873	\$820,494	\$1,014,073	\$18,635	\$1,001	\$1,015,074
TRAVEL TRAINING	\$3,000	\$1,167	\$3,000	–	–	\$3,000
RENT	\$0	–	\$0	–	–	\$0
PROFESSIONAL SERVICES	\$73,850	\$33,925	\$34,500	–	–	\$34,500
UTILITIES	\$700	\$351	\$700	–	–	\$700
ROLLOVER	\$0	–	–	–	–	–
EXPENSES TOTAL	\$1,793,480	\$1,225,752	\$1,675,502	\$111,628	\$20,001	\$1,695,503
Revenues						
LOCAL REVENUES	\$236,858	\$216,665	\$267,065	–	–	\$267,065
APPLIED ROLLOVER (REV)	\$0	–	\$0	–	–	\$0
OTHER REVENUES	\$43,350	\$23,947	\$0	–	–	\$0
STATE AID	\$139,433	\$170,311	\$140,907	–	–	\$140,907
FEDERAL AID	\$0	–	\$0	–	–	\$0
REVENUES TOTAL	\$419,641	\$410,923	\$407,972	–	–	\$407,972
Dept. Net Local	\$1,373,839	\$814,829	\$1,267,530	\$111,628	\$20,001	\$1,287,531

Full Time Equivalents

Position	2019	2020	2021	2022	2023	2024
FTE						
Admin Coordinator	0.00	0.00	1.00	1.00	0.00	0.00
Administrative Assistant	1.00	1.00	0.00	0.00	1.00	0.00
Coordinator of Community Youth Services	2.00	2.00	1.00	1.00	1.00	1.00
Deputy Director of Youth Services	1.00	1.00	1.00	1.00	1.00	1.00
Director Of Youth Services	1.00	1.00	1.00	1.00	1.00	1.00
FTE	5.00	5.00	4.00	4.00	4.00	3.00

7020 - YOUTH BUREAU

	ACTUAL	ACTUALS	MOD BUD	TARGET	REQUEST	REC OTR	TOTAL REC
	FY2022	FY2023	FY2023	FY2024	FY2024	FY2024	FY2024
Total Expenses							
SALARY AND WAGES	\$255,741	\$163,233	\$317,241	\$239,596	\$63,341	\$17,000	\$256,596
OVERTIME	-	-	\$0	-	-	-	-
PREMIUM PAY	\$1,795	\$1,750	\$1,750	\$2,250	\$0	\$0	\$2,250
FRINGE	\$121,346	\$69,338	\$130,769	\$106,824	\$22,467	\$2,000	\$108,824
OTHER FINANCE	-	-	\$0	\$0	-	-	\$0
OTHER CAPITAL EQUIPMENT	-	-	\$0	\$0	-	-	\$0
ALL OTHER CONTR. SVCS.	\$869	\$597	\$900	\$900	-	-	\$900
OTHER	\$1,750	\$1,189	\$4,250	\$3,250	-	-	\$3,250
OTHER SUPPLIES	\$3,159	\$1,121	\$5,289	\$3,344	-	-	\$3,344
VEHICLES FUEL AND MAINTENANCE	-	-	\$0	\$0	-	-	\$0
MAINTENANCE	-	-	\$0	\$0	-	-	\$0
PROGRAM EXPENSE	-	-	\$5,250	\$450	\$1,001	\$1,001	\$1,451
TRAVEL TRAINING	\$655	\$867	\$3,000	\$3,000	-	-	\$3,000
RENT	-	-	\$0	\$0	-	-	\$0
PROFESSIONAL SERVICES	\$52,275	\$33,925	\$73,850	\$34,500	-	-	\$34,500
UTILITIES	\$448	\$307	\$700	\$700	-	-	\$700
ROLLOVER	-	-	\$0	-	-	-	-
TOTAL EXPENSES TOTAL	\$438,039	\$272,327	\$542,999	\$394,814	\$86,809	\$20,001	\$414,815
Total Revenues							
LOCAL REVENUES	-	-	\$0	\$0	-	-	\$0
APPLIED ROLLOVER (REV)	-	-	\$0	\$0	-	-	\$0
OTHER REVENUES	\$43,410	\$23,947	\$43,350	\$0	-	-	\$0
STATE AID	\$10,964	\$7,723	\$7,526	\$9,000	-	-	\$9,000
FEDERAL AID	-	-	\$0	\$0	-	-	\$0
TOTAL REVENUES TOTAL	\$54,374	\$31,670	\$50,876	\$9,000	-	-	\$9,000
Dept. Net Local	\$383,665	\$240,657	\$492,123	\$385,814	\$86,809	\$20,001	\$405,815

7022 - YOUTH PROGRAMS

	ACTUAL	ACTUALS	MOD BUD	TARGET	REQUEST	REC OTR	TOTAL REC
	FY2022	FY2023	FY2023	FY2024	FY2024	FY2024	FY2024
Total Expenses							
SALARY AND WAGES	-	-	\$0	-	-	-	-
OVERTIME	-	-	\$0	\$0	-	-	\$0
PREMIUM PAY	-	-	\$0	-	-	-	-
FRINGE	-	-	\$0	-	-	-	-
OTHER FINANCE	\$216,665	\$118,429	\$236,858	\$267,065	-	-	\$267,065
PROGRAM EXPENSE	\$391,618	\$566,198	\$591,599	\$591,599	\$9,194	\$0	\$591,599
ROLLOVER	-	-	\$0	-	-	-	-
TOTAL EXPENSES TOTAL	\$608,283	\$684,627	\$828,457	\$858,664	\$9,194	\$0	\$858,664
Total Revenues							
LOCAL REVENUES	-	\$216,665	\$236,858	\$267,065	-	-	\$267,065
OTHER REVENUES	-	-	\$0	\$0	-	-	\$0
STATE AID	\$149,185	\$148,394	\$131,907	\$131,907	-	-	\$131,907
TOTAL REVENUES TOTAL	\$149,185	\$365,059	\$368,765	\$398,972	-	-	\$398,972
Dept. Net Local	\$459,098	\$319,568	\$459,692	\$459,692	\$9,194	\$0	\$459,692

7023 - YOUTH PROGRAMS SDPP

	ACTUAL	ACTUALS	MOD BUD	TARGET	REQUEST	REC OTR	TOTAL REC
	FY2022	FY2023	FY2023	FY2024	FY2024	FY2024	FY2024
Total Expenses							
PROGRAM EXPENSE	-	-	\$0	-	-	-	-
ROLLOVER	-	-	\$0	-	-	-	-
TOTAL EXPENSES TOTAL	-	-	\$0	-	-	-	-
Total Revenues							
STATE AID	-	-	\$0	-	-	-	-
TOTAL REVENUES TOTAL	-	-	\$0	-	-	-	-
Dept. Net Local	\$0	\$0	\$0	\$0	\$0	\$0	\$0

7026 - MUNICIPAL YOUTH SERVICES

	ACTUAL	ACTUALS	MOD BUD	TARGET	REQUEST	REC OTR	TOTAL REC
	FY2022	FY2023	FY2023	FY2024	FY2024	FY2024	FY2024
Total Expenses							
SALARY AND WAGES	-	-	\$0	-	-	-	-
PREMIUM PAY	-	-	\$0	-	-	-	-
FRINGE	-	-	\$0	-	-	-	-
OTHER	-	-	\$0	\$0	-	-	\$0
PROGRAM EXPENSE	\$386,440	\$254,296	\$422,024	\$422,024	\$8,440	\$0	\$422,024
ROLLOVER	-	-	\$0	-	-	-	-
TOTAL EXPENSES TOTAL	\$386,440	\$254,296	\$422,024	\$422,024	\$8,440	\$0	\$422,024
Total Revenues							
LOCAL REVENUES	-	-	\$0	\$0	-	-	\$0
OTHER REVENUES	-	-	\$0	\$0	-	-	\$0
STATE AID	-	\$14,194	\$0	\$0	-	-	\$0
TOTAL REVENUES TOTAL	-	\$14,194	\$0	\$0	-	-	\$0
Dept. Net Local	\$386,440	\$240,102	\$422,024	\$422,024	\$8,440	\$0	\$422,024

7027 - YOUTH VO. SVCS. PROJECT

	ACTUAL	ACTUALS	MOD BUD	TARGET	REQUEST	REC OTR	TOTAL REC
	FY2022	FY2023	FY2023	FY2024	FY2024	FY2024	FY2024
Total Expenses							
PROGRAM EXPENSE	-	-	\$0	-	-	-	-
ROLLOVER	-	-	\$0	-	-	-	-
TOTAL EXPENSES TOTAL	-	-	\$0	-	-	-	-
Total Revenues							
OTHER REVENUES	-	-	\$0	-	-	-	-
STATE AID	-	-	\$0	-	-	-	-
FEDERAL AID	-	-	\$0	-	-	-	-
TOTAL REVENUES TOTAL	-	-	\$0	-	-	-	-
Dept. Net Local	\$0	\$0	\$0	\$0	\$0	\$0	\$0

7028 - CITY YOUTH BUREAU

	ACTUAL	ACTUALS	MOD BUD	TARGET	REQUEST	REC OTR	TOTAL REC
	FY2022	FY2023	FY2023	FY2024	FY2024	FY2024	FY2024
Total Expenses							
SALARY AND WAGES	-	-	\$0	-	-	-	-
PREMIUM PAY	-	-	\$0	-	-	-	-
FRINGE	-	-	\$0	-	-	-	-
OTHER FINANCE	-	-	\$0	-	-	-	-
PROGRAM EXPENSE	-	-	\$0	-	-	-	-
ROLLOVER	-	-	\$0	-	-	-	-
TOTAL EXPENSES TOTAL	-	-	\$0	-	-	-	-
Total Revenues							
LOCAL REVENUES	-	-	\$0	-	-	-	-
STATE AID	-	-	\$0	-	-	-	-
FEDERAL AID	-	-	\$0	-	-	-	-
TOTAL REVENUES TOTAL	-	-	\$0	-	-	-	-
Dept. Net Local	\$0	\$0	\$0	\$0	\$0	\$0	\$0

7029 - IYB SDPP

	ACTUAL	ACTUALS	MOD BUD	TARGET	REQUEST	REC OTR	TOTAL REC
	FY2022	FY2023	FY2023	FY2024	FY2024	FY2024	FY2024
Total Expenses							
SALARY AND WAGES	-	-	\$0	-	-	-	-
FRINGE	-	-	\$0	-	-	-	-
OTHER FINANCE	-	-	\$0	-	-	-	-
PROGRAM EXPENSE	-	-	\$0	-	-	-	-
TOTAL EXPENSES TOTAL	-	-	\$0	-	-	-	-
Total Revenues							
STATE AID	-	-	\$0	-	-	-	-
FEDERAL AID	-	-	\$0	-	-	-	-
TOTAL REVENUES TOTAL	-	-	\$0	-	-	-	-
Dept. Net Local	\$0	\$0	\$0	\$0	\$0	\$0	\$0

YOUTH SERVICES DEPARTMENT - OTR

2024 Over Target Requests (OTRs)

Over Target Requests Summary

	TARGET	REQ TARGET	REQ ONETIME	REC ONETIME	TOTAL REC
	FY2024	FY2024	FY2024	FY2024	FY2024
Expenses					
Youth Services	\$1,675,502	\$91,628	\$20,000	\$20,001	\$1,695,503
EXPENSES TOTAL	\$1,675,502	\$91,628	\$20,000	\$20,001	\$1,695,503
Revenues					
Youth Services	\$407,972	-	-	-	\$407,972
REVENUES TOTAL	\$407,972	-	-	-	\$407,972
Revenues - Expenses	\$1,267,530	\$91,628	\$20,000	\$20,001	\$1,287,531

Department Request

7020-Youth Services Specialist Position - OTR Priority 1 Restoration of Previous Reduction in Funding Target

Included in the Youth Services Department 2023 budget were four funded FTE positions, three of those positions were filled at the start of the year.

The last FTE position was being reviewed before filling due to the transitions within the department. To be both judicious with taxpayer dollars and to build the capacity of our department, we were taking time to assess current department roles, duties, and responsibilities prior to filling the position. Through our annual planning process, we determined that we did not need an Administrative Assistant position, but instead filling a Youth Service Specialist position (a title previously held in our department), for 35 hour a week, would meet current and emerging needs of our department.

As we were readying to update the description through Human Resources and obtain approval to fill the position, the County Administrator notified us she was imposing an immediate hiring freeze on several, already 2023 approved and funded, positions in "unmandated" departments. Unfortunately, our department and position fall within those parameters. In addition, she conveyed her intention to remove the personnel funds from our departments' 2024 budget.

If funding is not restored for staffing in our 2024 budget, this will not only mean it's the second FTE position our department has lost in the last four years, but will have devastating impacts on our department's capacity to not only maintain current and ongoing initiatives but will also drastically impede our ability to provide the same level of technical assistance and oversight to our funded agencies and the Municipal Youth Services System, which has grown to include every

County Administrator Recommendation

Unable to support this request due to fiscal constraints.

municipality in Tompkins County. Current staff will be called upon to not only do their job duties but also to pick up the essential duties of the lost position. The County dollars invested in youth services yield future cost savings, assuring that one of our most vulnerable populations gets the support and services they need to thrive in all areas of their lives.

We are asking the Tompkins County Legislature to consider the adverse impact the removal of another FTE position will have on our small department. With this OTR, in the amount of \$73,994.00, we will be able to hire a staff member into the title of Youth Services Specialist to work closely with other staff to maintain effective local planning groups, such as MYSS Youth Commissions or Community Councils. This position would also work to identify current and future youth needs, allowing us to expand our capacity to complete and sustain our hosted youth resources database, which supports mental health and a number of other youth related resources. In addition, this position would become our department’s first technical assistant to aid local youth programs in the process of becoming more diverse, equitable, and inclusive, being more accessible to youth who have visible and/or invisible disabilities, and mental health challenges. Finally, this position will assist with the preparing materials and needed reports, such the annual Summer Camp Guide and School Listing.

Functional Unit	Account Code	Line Item Description	Legacy ERP Account Number Description	Amount
7020	51000		REGULAR PAY	\$51,324
7020	58800		REGULAR PAY	\$22,670
				\$73,994

Department Request

7020- Youth Services - Project Assistant continuation - OTR Priority 2 Continuation of Previous Years OTR Onetime

This OTR will allow for the continued work of our currently employed Project Assistant. Our department received \$40,000 in our 2023 budget, through

County Administrator Recommendation

Recommend this onetime over target request to support the project assistant.

an OTR brought forward by Legislator Randy Brown. With these funds, we have hired a temporary Project Assistant for 25 hours per week. This person is working on creating a mapping of current youth services and programming in Tompkins County. Our goal is to come away with an inventory of mental health, youth development, educational and recreation services available, barriers youth and families face knowing about or using these services, and what gaps are there in services needed and wanted by youth and families.

The Project Assistant will work their way through each municipality in TC. They’ve begun by taking an inventory of existing services in several municipalities to date. They’ve also begun interviewing service providers, program managers, local librarians, as well as members of the local youth commissions. They will then move onto speaking with various school personnel. Most importantly, they will speak directly with youth, families and other interested community members. We will garner a better picture of what we as a county have to offer to families and what is still needed.

We know youth who are involved and engaged are less likely to experience mental health issues, isolation, loneliness, and anxiety. Once this process is complete, a full report will be created and shared with the Legislators and communities; conversations will take place to discuss the findings, the differences and similarities across municipalities, and the common trends, needs and

concerns discovered. The report will help guide decisions on how and where funds can be most effectively and efficiently directed. Together we can make a difference.

We estimate we'll have only used approximately half of the \$40,000 OTR by the end of 2023. So, this OTR would not be asking for new funding, but extending the current OTR into 2024. This will allow the current Project Assistant to continue the work they have started and see it through to fruition.

Functional Unit	Account Code	Line Item Description	Account Number Description	Amount
7020	51000		REGULAR PAY	\$17,000
7020	58800		REGULAR PAY	\$1,999
7020	54400	Onetime	PROGRAM EXPENSE	\$1,001
				\$20,000

Department Request

7022&7026- Youth Services - 2% COLA contractors - OTR

Priority 3 Maintenance of Effort Target

The Tompkins County Youth Services Department provides local funding to agencies and municipalities that serve youth. While costs continue to

County Administrator Recommendation

Unable to support this request due to fiscal constraints.

increase for Youth Services contractors, the target budget does not provide for these increases. If funded, this request for \$17,634 will provide a 2% increase in county funds, to those agencies and municipalities that contract with our department. This 2% increase is in alignment with the Cost-of-Living Adjustment afforded to other contractors in Tompkins County that provide similar Human Services programming to our community. All our funds are matched dollar for dollar by the agencies and municipalities. Therefore, an increase of \$17,634 by the County will in fact garner an additional \$35,270 to be put towards much needed youth services in Tompkins County.

7022&7026- Youth Services - 2% COLA contractors - OTR

Functional Unit	Account Code	Line Item Description	Account Number Description	Amount
7022	54400	Target	PROGRAM EXPENSE	\$9,194
7026	54400	Target	PROGRAM EXPENSE	\$8,440
				\$17,634

YOUTH SERVICES RECREATION PARTNERSHIP

2024 Operating Budget

Department Overview

The Intermunicipal Recreation Partnership is comprised of ten municipalities and Tompkins County, enabling 90% of the County's youth to be eligible to participate in a wide array of year-round recreation, skill development, and creative and expressive art programs at discounted prices. The Recreation Partnership is an excellent example of inter-governmental collaboration that saves money and expands services by reducing duplication and offering diversity and economies of scale that no partner could provide alone. It is one of the largest and most successful collaborations of its kind in the United States.



The Recreation Partnership jointly plans, funds, and oversees a set of 30+ programs through the Ithaca Youth Bureau. This partnership allows local youth, particularly those from lower socioeconomic levels, accessibility to participate in these programs at reduced rates. The Partnership is cost-effective by avoiding duplication of some programs and by centralizing others to achieve economies of scale. The Partnership provides the primary source of public recreation for some municipalities as well as offering specialty camps, sports and non-competitive arts and culture programs that complement the local recreation programs of other communities. Yearly, over 1,500 different young people are served from throughout the municipalities in Tompkins County.

The inter-municipal agreement establishing the Partnership commits the County to two forms of support.

1. A new partnership agreement was reauthorized in 2022 for 2023-2027. The County Legislature continues to be a strong supporter and has committed to contributing 25% of the total municipal cost of programs that are not covered by program fees or other revenues. The City of Ithaca and Town of Ithaca, as the largest users of the programs, also agree to each pay 25% of the net costs and the smaller municipal members agree to share the remaining 25% based on an approved cost-sharing formula.

2. The County Youth Services Department provides in-kind staff support to the governing board of the Partnership that includes: collecting all municipal contributions, managing contracts with its primary provider the Ithaca Youth Bureau, and others as directed, making payments on behalf of the Partnership, and assisting committees in evaluating programs, soliciting requests for

proposals as needed, analyzing expenditures and revenues, and/or helping to generate alternative revenues. Staff support is included in the Planning & Coordination Program of the Youth Services Department.

Consolidated Budget - Expenditures & Revenues

	MODIFIED BUDGET	ACTUALS	TARGET	REQUESTED	CNTY ADMIN	TOTAL REC
	FY2023	FY2023	FY2024	FY2024	FY2024	FY2024
Expenses						
SALARY AND WAGES	\$0	-	\$0	-	-	\$0
FRINGE	\$0	-	-	-	-	-
PROGRAM EXPENSE	\$341,088	\$227,392	\$347,908	\$30,468	-	\$347,908
ROLLOVER	\$0	-	-	-	-	-
EXPENSES TOTAL	\$341,088	\$227,392	\$347,908	\$30,468	-	\$347,908
Revenues						
LOCAL REVENUES	\$0	-	\$0	-	-	\$0
OTHER REVENUES	\$255,816	\$170,544	\$260,931	\$22,851	-	\$260,931
REVENUES TOTAL	\$255,816	\$170,544	\$260,931	\$22,851	-	\$260,931
Dept. Net Local	\$85,272	\$56,848	\$86,977	\$7,617	\$0	\$86,977

7021 - RECREATION PARTNERSHIP

	ACTUAL	ACTUALS	MOD BUD	TARGET	REQUEST	REC OTR	TOTAL REC
	FY2022	FY2023	FY2023	FY2024	FY2024	FY2024	FY2024
Total Expenses							
SALARY AND WAGES	-	-	\$0	\$0	-	-	\$0
FRINGE	-	-	\$0	-	-	-	-
PROGRAM EXPENSE	\$313,516	\$227,392	\$341,088	\$347,908	\$30,468	-	\$347,908
ROLLOVER	-	-	\$0	-	-	-	-
TOTAL EXPENSES TOTAL	\$313,516	\$227,392	\$341,088	\$347,908	\$30,468	-	\$347,908
Total Revenues							
LOCAL REVENUES	-	-	\$0	\$0	-	-	\$0
OTHER REVENUES	\$235,137	\$170,544	\$255,816	\$260,931	\$22,851	-	\$260,931
TOTAL REVENUES TOTAL	\$235,137	\$170,544	\$255,816	\$260,931	\$22,851	-	\$260,931
Dept. Net Local	\$78,379	\$56,848	\$85,272	\$86,977	\$7,617	\$0	\$86,977

YOUTH SERVICES RECREATION PARTNERSHIP - OTR

2024 Over Target Requests (OTRs)

Over Target Requests Summary

	TARGET	REQ TARGET	REQ ONETIME	REC ONETIME	TOTAL REC
	FY2024	FY2024	FY2024	FY2024	FY2024
Expenses					
Youth Services Recreation Partnership	\$347,908	\$30,468	-	-	\$347,908
EXPENSES TOTAL	\$347,908	\$30,468	-	-	\$347,908
Revenues					
Youth Services Recreation Partnership	\$260,931	\$22,851	-	-	\$260,931
REVENUES TOTAL	\$260,931	\$22,851	-	-	\$260,931
Revenues - Expenses	\$86,977	\$7,617	\$0	\$0	\$86,977

Department Request

7021- Youth Services -Recreation Partnership Inc - OTR

Priority 1 Maintenance of Effort Target

The Recreation Partnership has been in existence for nearly three decades and is truly a one-of-a-kind collaboration between Tompkins County and its municipalities. The Recreation Partnership Agreement provides a commitment from the County as a keystone supporter of the Inter-municipal Recreation Partnership. The collaboration is based on a contract for services with the City of Ithaca Youth Bureau providing a wide array of year-round recreation and youth development programs at discounted prices. The City of Ithaca, Town of Ithaca, and Tompkins County equally contribute 25% of the total annual Recreation Partnership budget to support the cost of programs that are not covered by program fees or other revenues. The remaining 25% is split among the smaller municipalities of Caroline, Danby, Enfield, Dryden, Groton, Ulysses, Newfield, and the Village of Lansing using a formula that incorporates assessed property values and a three-year average of participants for those respective municipalities.

County Administrator Recommendation

Unable to support this request due to fiscal constraints.

This partnership allows local youth, particularly those from lower socioeconomic levels, accessibility to participate in Ithaca Youth Bureau programs at reduced rates. The Recreation Partnership is often cited as an excellent example of inter-governmental collaboration that saves money and expands services by reducing duplication and offering diversity and economies of scale that no partner could provide alone.

The collaboration works on the understanding that each partner of the Recreation Partnership maintains their contribution at the same level as the other partners. The Board of Directors met to consider several budget scenarios provided by the IYB for 2024. The Board voted to recommend a 2% increase over the Maintenance of Effort (MOE) budget, based on our youths' increasing mental and physical health needs and wanting to ensure that quality recreation and life development skill programs remain accessible to all youth in Tompkins County at the discounted prices. This increased budget will allow for the continuation of already offered programming with the addition of a few much needed services such as youth yoga. Studies show, when youth practice yoga they experience multiple benefits; yoga improves their mental health, gives them a way to cope with stress in a healthy manner, helps them find emotional balance, contributes to positive self-esteem, less anxiety, as well as improved focus, self-confidence and overall well-being.

The proposed budget for 2024 equates to the County's partner contribution of \$94,594. Again, this being a 4-way partnership, if the County does not increase their contribution, neither will the other 3 partners (City, Town, and combined smaller municipalities). A flat budget really equates to a reduced budget due to increased programming and staffing costs. If this is not approved the impact would be felt by youth and families across all municipalities, exacerbating the financial and social stresses on families that depend on high-quality and affordable programs.

Functional Unit	Account Code	Line Item Description	Account Number Description	Amount
7021	54400	Target	PROGRAM EXPENSE	\$30,468
7021	42797		OTHER LOCAL GOVT CONTRIBU	\$22,851

SECTION 5

SPONSORED AGENCY BUDGETS

Thank you for living Tompkins County's values.

Accountability.

We hold the organization and each other responsible for decisions that affect the public and our employees in pursuit of excellence.



ANIMAL CONTROL - SPCA

2024 Operating Budget

Department Overview



SPCA of Tompkins County

SPCA of Tompkins County

- [Spay/Neuter/Vaccination Program](#)

The SPCA of Tompkins County was founded in 1902 to protect companion animals. We are a no-kill shelter dedicated to preventing animal cruelty and overpopulation. We promote responsible pet stewardship by providing education, counseling and training to nurture and enhance the human-animal bond. Our mission-based programs include adoption services, humane education and support for Tompkins County residents and their animals in need. The SPCA of Tompkins County is an open-admission, no-kill shelter; we do not refuse animals in need because of age, medical condition, species or breed. No-kill means that the SPCA is committed to placing every animal who is healthy, treatable or manageable in medical and behavioral terms. However, this does not imply that we have unlimited capacity or resources. While our dog population is sustainable, every summer the shelter experiences an overwhelming influx of cats, many of whom are unplanned, unwanted newborn kittens. Even with the ability to place over 100 kittens in foster care at a time, the SPCA cannot meet the demand of incoming cats. Furthermore, housing hundreds of cats in cages at the shelter is not a humane, sustainable or financially feasible way to solve the problem. The solution to pet overpopulation is a comprehensive spay/neuter program to prevent the birth of thousands of kittens each year.

The SPCA's Spay/Neuter and Vaccination Program is a community collaboration between the SPCA, Tompkins County and its residents. This critical prevention program provides sterilization and New York State required rabies vaccination to two populations of cats in our community: feral or free-roaming cats and cats belonging to residents of Tompkins County with a special focus on low income/income-qualified Tompkins County residents. Free-roaming or owned cats are trapped by community members and transported to the SPCA for surgery. During surgery the cats are also vaccinated and ferals are ear tipped so that they can be identified as already altered. Income-qualified cat owners complete a program application and upon approval may sign up for the SPCA's weekly Spay/Neuter Clinic held every Tuesday. In 2022, this program, in addition to our own regular S/N surgeries, provided surgery for 403 Dogs and 1939 cats, of which 205 were feral/free roaming, thereby preventing thousands of unwanted, unvaccinated kittens from flooding the community. In 2022 the SPCA administered 1,944 Rabies Vaccines to help stop the spread of this deadly disease to animals and humans. Since 2009, over 23,000 animals have been altered and rabies vaccinated due to Tompkins County's partnership in this program. Of which, almost 17,000 were owned or free roaming cats.

By working together, the SPCA, Tompkins County and its residents can continue this community-wide approach to the growing problem of cat overpopulation and protect itself against the spread of rabies. The Cat Spay/Neuter/Vaccination Program is approximately \$233,000 budget.

Consolidated Budget - Expenditures & Revenues

	MODIFIED BUDGET	ACTUALS	TARGET	REQUESTED	CNTY ADMIN	TOTAL REC
	FY2023	FY2023	FY2024	FY2024	FY2024	FY2024
Expenses						
PROGRAM EXPENSE	\$33,708	\$16,854	\$34,382	-	-	\$34,382
EXPENSES TOTAL	\$33,708	\$16,854	\$34,382	-	-	\$34,382
Revenues						
DESCRIPTION PENDING	\$0	-	-	-	-	-
REVENUES TOTAL	\$0	-	-	-	-	-
Dept. Net Local	\$33,708	\$16,854	\$34,382	\$0	\$0	\$34,382

3520 - ANIMAL CONTROL

	ACTUAL	ACTUALS	MOD BUD	TARGET	REQUEST	REC OTR	TOTAL REC
	FY2022	FY2023	FY2023	FY2024	FY2024	FY2024	FY2024
Total Expenses							
PROGRAM EXPENSE	\$32,726	\$33,708	\$67,416	\$34,382	-	-	\$34,382
TOTAL EXPENSES TOTAL	\$32,726	\$33,708	\$67,416	\$34,382	-	-	\$34,382
Total Revenues							
-	-	-	-	-	-	-	-
TOTAL REVENUES TOTAL	0	0	0	0	0	0	0
Dept. Net Local	\$32,726	\$33,708	\$67,416	\$34,382	\$0	\$0	\$34,382

CORNELL COOPERATIVE EXTENSION

2024 Operating Budget

Department Overview



• **Cornell Cooperative Extension** of Tompkins County is a unique education resource that equips citizens to improve their lives and communities. Cooperative Extension's mission to strengthen youth, adults, families, and communities is achieved through learning partnerships with citizens, businesses, organizations, and governmental agencies that put knowledge to work. Cornell Cooperative Extension of Tompkins County is part of a statewide and national network that extends the research of the land grant universities to local residents. Local funding leverages state and federal support as well as other grants and volunteer resources.

OUR MISSION

We put knowledge to work in pursuit of economic vitality, ecological sustainability, and social well-being. We bring local experience and research-based solutions together, helping families and our community thrive in our rapidly changing world.

OUR VISION

Individuals, families, and communities thrive, live well, and reach their potential in Tompkins County.

OUR GUIDING PRINCIPLES (how we do our programmatic work)

Our work in the community is realized through:

- Participatory learning, action, and reflection
 - Collaborative community building
- Civic participation and leadership development
- Utilization of community assets
 - Research relevant to communities

Consolidated Budget - Expenditures & Revenues

	MODIFIED BUDGET	ACTUALS	TARGET	REQUESTED	CNTY ADMIN	TOTAL REC
	FY2023	FY2023	FY2024	FY2024	FY2024	FY2024
Expenses						
PROGRAM EXPENSE	\$1,181,444	\$689,915	\$759,192	\$100,000	\$100,000	\$859,192
PROFESSIONAL SERVICES	\$0	-	\$0	-	-	\$0
EXPENSES TOTAL	\$1,181,444	\$689,915	\$759,192	\$100,000	\$100,000	\$859,192
Revenues						
FEDERAL AID	\$0	-	\$0	-	-	\$0
REVENUES TOTAL	\$0	-	\$0	-	-	\$0
Dept. Net Local	\$1,181,444	\$689,915	\$759,192	\$100,000	\$100,000	\$859,192

2981 - COOPERATIVE EXTENSION

	ACTUAL	ACTUALS	MOD BUD	TARGET	REQUEST	REC OTR	TOTAL REC
	FY2022	FY2023	FY2023	2024	2024	2024	2024
Total Expenses							
PROGRAM EXPENSE	\$590,237	\$1,124,578	\$2,362,888	\$759,192	\$100,000	\$100,000	\$859,192
PROFESSIONAL SERVICES	-	-	\$0	\$0	-	-	\$0
TOTAL EXPENSES TOTAL	\$590,237	\$1,124,578	\$2,362,888	\$759,192	\$100,000	\$100,000	\$859,192
Total Revenues							
FEDERAL AID	-	-	\$0	\$0	-	-	\$0
TOTAL REVENUES TOTAL	-	-	\$0	\$0	-	-	\$0
Dept. Net Local	\$590,237	\$1,124,578	\$2,362,888	\$759,192	\$100,000	\$100,000	\$859,192

CORNELL COOPERATIVE EXTENSION - OTR

2024 Over Target Requests (OTRs)

Over Target Requests Summary

	TARGET	REQ TARGET	REQ ONETIME	REC ONETIME	TOTAL REC
	FY2024	FY2024	FY2024	FY2024	FY2024
Expenses					
Cooperative Extension	\$759,192	-	\$100,000	\$100,000	\$859,192
EXPENSES TOTAL	\$759,192	-	\$100,000	\$100,000	\$859,192
Revenues					
Cooperative Extension	\$0	-	-	-	\$0
REVENUES TOTAL	\$0	-	-	-	\$0
Revenues - Expenses	\$759,192	\$0	\$100,000	\$100,000	\$859,192

Department Request

2981 - Cooperative Extension - Association Administrative Capacity Building - OTR MULTIYEAR Priority 1 Continuation of Previous Years OTR MultiYear

In consultation with Cornell Cooperative Extension campus administration and finance leads from other CCE Associations across the state, we have identified the need to increase finance capacity and build systems to

County Administrator Recommendation

Recommend this OTR to support the multi year initiative.

meet new requirements. County funding toward this effort will supplement significant increases in resources currently being directed to finance and operations by the Association. In order to allow our work in the community to continue, and to address current understaffing issues in our finance office, we are hiring a finance lead who will work to establish improved systems that ensure effective oversight of financial transactions. We received \$75,000 in 2023 to fund this position. We are requesting \$50,000 in 2024, followed by \$25,000 in 2025. CCETC is developing systems for more effective financial, reporting, and administrative practices. This work will provide greater opportunities to secure increased funding and allow the organization to verify a greater indirect cost rate. These efforts combined will provide funding to sustain this position in in 2026.

2981 - Cooperative Extension - Association Administrative C

Functional Unit	Account Code	Line Item Description	Account Number Description	Amount
2981	54400	One-Time	PROGRAM EXPENSE	\$50,000
				\$50,000

Department Request

2981 - Cooperative Extension - Student Resource Navigator - OTR MULTIYEAR Priority 1 Continuation of Previous Years OTR MultiYear

Year 3 of 3-year OTR.

In this program, CCE-Tompkins trains undergraduate pre-health students volunteering with Cayuga Health Partners to follow up with OBGYN patients who have completed social needs screening forms at their prenatal appointments. The navigators then initiate and track referrals to community resources that can address their needs. We developed this program in response to needs assessment showing that many of our existing community resources are underutilized, leading to significant social and financial cost to our community. While we are piloting this with OBGYN Associates, we will also be expanding this project to other health care sites.

County Administrator Recommendation

Recommend this OTR to support the multi year initiative.

2981 - Cooperative Extension - Student Resource Navigator -

Functional Unit	Account Code	Line Item Description	Account Number Description	Amount
2981	54400	Multi-Year	PROGRAM EXPENSE	\$50,000
				\$50,000

HISTORY CENTER IN TOMPKINS COUNTY

2024 Operating Budget

Department Overview

The History Center in Tompkins County (THC) is the leading provider of historical services in Tompkins County. THC, serving as a public trust for Tompkins County, preserves in perpetuity and provides ongoing access to the archives, artifacts, and stories that have shaped the history of Tompkins County. THC delivers a diverse array of practical and educational programs and services to Tompkins County residents. THC is a unique resource that supports cultural and economic development through strong partnerships with public and private organizations throughout the County. Virtually 100% of THC's holdings relate specifically to the development of Tompkins County - its people, organizations, businesses, government, educational and cultural assets, and communities. Providing safe and accessible housing for the County's historic collections is a commitment that the County must make to the public. To fulfill that commitment, The History Center provides the service to the County that upholds that public trust.



Consolidated Budget - Expenditures & Revenues

	MODIFIED BUDGET	ACTUALS	TARGET	REQUESTED	CNTY ADMIN	TOTAL REC
	FY2023	FY2023	FY2024	FY2024	FY2024	FY2024
Expenses						
PROGRAM EXPENSE	\$60,000	\$23,994	\$48,948	-	-	\$48,948
EXPENSES TOTAL	\$60,000	\$23,994	\$48,948	-	-	\$48,948
Revenues						
FEDERAL AID	\$12,012	-	\$0	-	-	\$0
REVENUES TOTAL	\$12,012	-	\$0	-	-	\$0
Dept. Net Local	\$47,988	\$23,994	\$48,948	\$0	\$0	\$48,948

7510 - THE HISTORY CENTER

	ACTUAL	ACTUALS	MOD BUD	TARGET	REQUEST	REC OTR	TOTAL REC
	FY2022	FY2023	FY2023	2024	2024	2024	2024
Total Expenses							
PROGRAM EXPENSE	\$46,590	\$47,988	\$120,000	\$48,948	-	-	\$48,948
TOTAL EXPENSES TOTAL	\$46,590	\$47,988	\$120,000	\$48,948	-	-	\$48,948
Total Revenues							
FEDERAL AID	-	-	\$24,024	\$0	-	-	\$0
TOTAL REVENUES TOTAL	-	-	\$24,024	\$0	-	-	\$0
Dept. Net Local	\$46,590	\$47,988	\$95,976	\$48,948	\$0	\$0	\$48,948

HUMAN SERVICES COALITION - COMMUNITY AGENCIES

2024 Operating Budget

Department Overview



The Human Services Coalition supports Tompkins County by reviewing funding requests from community organizations and providing funding recommendation to County Administration and the County Legislature. The Human Services Coalition's goals for the funding review process are to:

- Provide a structured process for community agencies seeking County support
- Consider each applicant individually and treat applicants equitably
- Leverage HSC's expertise and role in the Tompkins County human services system
- Support the needs of the County Legislature, County Administration, and the agencies themselves

Tompkins County Community Agencies Funding is a partnership between Tompkins County and the City of Ithaca (from City Sales Tax)

Consolidated Budget - Expenditures & Revenues

	MODIFIED BUDGET	ACTUALS	TARGET	REQUESTED	CNTY ADMIN	TOTAL REC
	FY2023	FY2023	2024	2024	2024	2024
Expenses						
OTHER	\$0	\$10,910	\$0	\$0	\$0	\$0
PROGRAM EXPENSE	\$4,015,146	\$2,164,817	\$1,687,099	\$234,972	\$129,472	\$1,816,571
PROFESSIONAL SERVICES	\$0	-	\$0	\$0	\$0	\$0
ROLLOVER	\$0	-	-	-	-	-
EXPENSES TOTAL	\$4,015,146	\$2,175,727	\$1,687,099	\$234,972	\$129,472	\$1,816,571
Revenues						
LOCAL REVENUES	\$842,002	\$344,705	\$475,034	-	-	\$475,034
STATE AID	\$0	\$31,733	\$0	-	-	\$0
FEDERAL AID	\$151,238	\$20,125	\$0	-	-	\$0
REVENUES TOTAL	\$993,240	\$396,563	\$475,034	-	-	\$475,034
Dept. Net Local	\$3,021,906	\$1,779,164	\$1,212,065	\$234,972	\$129,472	\$1,341,537

6305 - BASIC SUBSISTENCE

	ACTUAL	ACTUALS	MOD BUD	TARGET	REQUEST	REC OTR	TOTAL REC
	FY2022	FY2023	FY2023	2024	2024	2024	2024
Total Expenses							
OTHER	–	–	\$0	\$0	\$0	\$0	\$0
PROGRAM EXPENSE	\$971,457	\$1,454,240	\$2,863,084	\$1,183,879	\$148,500	\$60,000	\$1,243,879
PROFESSIONAL SERVICES	–	–	\$0	\$0	\$0	\$0	\$0
ROLLOVER	–	–	\$0	–	–	–	–
TOTAL EXPENSES TOTAL	\$971,457	\$1,454,240	\$2,863,084	\$1,183,879	\$148,500	\$60,000	\$1,243,879
Total Revenues							
LOCAL REVENUES	–	\$336,777	\$822,636	\$464,108	–	–	\$464,108
FEDERAL AID	–	–	\$151,238	\$0	–	–	\$0
TOTAL REVENUES TOTAL	–	\$336,777	\$973,874	\$464,108	–	–	\$464,108
Dept. Net Local	\$971,457	\$1,117,463	\$1,889,210	\$719,771	\$148,500	\$60,000	\$779,771

6315 - OAR CORE SVCS.

	ACTUAL	ACTUALS	MOD BUD	TARGET	REQUEST	REC OTR	TOTAL REC
	FY2022	FY2023	FY2023	2024	2024	2024	2024
Total Expenses							
OTHER	\$18,720	\$10,910	\$0	\$0	\$0	–	\$0
PROGRAM EXPENSE	\$413,302	\$710,577	\$1,152,062	\$503,220	\$86,472	\$69,472	\$572,692
ROLLOVER	–	–	\$0	–	–	–	–
TOTAL EXPENSES TOTAL	\$432,022	\$721,486	\$1,152,062	\$503,220	\$86,472	\$69,472	\$572,692
Total Revenues							
LOCAL REVENUES	–	\$7,928	\$19,366	\$10,926	–	–	\$10,926
STATE AID	\$18,720	\$31,733	\$0	\$0	–	–	\$0
FEDERAL AID	\$35,450	\$20,125	\$0	\$0	–	–	\$0
TOTAL REVENUES TOTAL	\$54,170	\$59,786	\$19,366	\$10,926	–	–	\$10,926
Dept. Net Local	\$377,852	\$661,701	\$1,132,696	\$492,294	\$86,472	\$69,472	\$561,766

HUMAN SERVICES COALITION - COMMUNITY AGENCIES - OTR

2024 Over Target Requests (OTRs)

Over Target Requests Summary

	TARGET	REQ TARGET	REQ ONETIME	REC ONETIME	TOTAL REC
	FY2024	FY2024	FY2024	FY2024	FY2024
Expenses					
Human Services Coalition Agencies	\$1,687,099	\$17,000	\$217,972	\$129,472	\$1,816,571
EXPENSES TOTAL	\$1,687,099	\$17,000	\$217,972	\$129,472	\$1,816,571
Revenues					
Human Services Coalition Agencies	\$475,034	-	-	-	\$475,034
REVENUES TOTAL	\$475,034	-	-	-	\$475,034
Revenues - Expenses	\$1,212,065	\$17,000	\$217,972	\$129,472	\$1,341,537

Department Request

6305 - Human Services Coalition - Ultimate Reentry Opportunity Sunflower House Evaluation/Programming - OTR Priority 1 Continuation of Previous Years OTR MultiYear

This request is for \$35,000 in One-Time OTR funding for Sunflower House Evaluation and Programming, provided by Ultimate Reentry Opportunity (URO).

County Administrator Recommendation

Approved this final year of a three year initiative.

This is for Year 3 of a three-year OTR at the level established by the Legislature when approving the 2022 County Budget. This evaluation and programming initiative is in partnership with OAR, which operates the Sunflower House program.

URO is working with professional researchers to conduct a three-year pilot assessment of the Sunflower House Program, which offers affordable housing and wrap-around services for people in reentry. The measures of success to be evaluated by the Research Assessment Pilot are as follows:

1. participation in the Sunflower House Program helps reduce county recidivism rates
2. participation in the Sunflower House Program helps residents obtain permanent housing, stable employment, health access, transportation, as well as completing supervision and/or court-involved processes
3. participation in the Sunflower Houses Program helps participants meet their self-defined personal goals.

This expert assessment is possible due to the ongoing involvement of URO’s Data Development Working Group, which facilitated a previous 3-year qualitative study on systemic barriers to reentry. One of the principal researchers that was involved in that qualitative study, Dr. Paula Ioanide of Rise to Equity Excellence, LLC, is overseeing the research assessment of the Sunflower Houses Program in partnership with researchers at Cornell University.

In 2022 (OTR Year 1), Dr. Ioanide and partners collaboratively designed the research assessment of the Sunflower House and worked with OAR to establish quantitative tracking based on defined measures of success.

In 2023 (OTR Year 2), Dr. Ioanide and partners are conducting qualitative interviews with Sunflower House participants and OAR staff to determine program success and identify gaps in services and will deliver the findings to the County in September of 2023.

In 2024, Dr. Ioanide and partners will aggregate quantitative and qualitative data in a report to the County to determine the Sunflower House Program’s success. Based on the findings, the County will have data-informed research to determine whether to continue its support of the program and/or expand the model in the county.

The preliminary findings from the 2023 qualitative research assessment are anticipated to reveal gaps in reentry services or programming needed by Sunflower House participants. In 2023, URO is beginning to plan and develop services/programming based on these service gaps. \$10,000 of the requested Year 3 OTR funding will be allocated to enable continuity in developing and delivering reentry services to fill these gaps.

Note: Though years 1 and 2 of this multi-year One-Time OTR were funded through other County Budget lines, this is the first year that URO has participated in the Human Services Coalition funding review process.

Functional Unit	Account Code	Line Item Description	Account Number Description	Amount
6305	54400	Multi-Year	PROGRAM EXPENSE	\$35,000
				\$35,000

Department Request

6305 - Human Services Coalition - LawNY Reentry Project - OTR Priority 2 Continuation of Previous Years OTR Onetime

This request is for \$25,000 in One-Time OTR funding for the LawNY Reentry Project. It provides legal assistance to ex-offenders who come back to the community after a period of incarceration, and face legal barriers related to employment. The Reentry Project handled 32 cases in 2022, including two cases where

clients received significant awards from the NYS Division of Human Rights as a result of illegal employment discrimination.

LawNY’s Reentry Project includes two key components: (1) providing legal assistance directly to ex-offenders who are facing legal barriers related to employment; and (2) collaborating with area providers to increase the community’s capacity to assist ex-offenders. LawNY provides legal

County Administrator Recommendation

Approve this one time initiative to support LawNY Reentry project. This has been funded with onetime funds for several years. The Legislature may want to consider funding this with target funds.

representation to ex-offenders who are illegally discriminated against on the basis of their criminal records, wrongfully denied employment licenses by New York State, and/or are eligible to have their criminal record sealed. Research has shown that accessing and maintaining employment is one of the most effective means of preventing incarceration and deterring criminal recidivism.

LawNY works collaboratively on this project with OAR, the Alliance of Families for Justice in Ithaca, the Cornell ILR School, Cornell Law School, the Tompkins County Jail, and others. Since the summer of 2022, LawNY has been working with partners to build a collaborative reentry network to help ex-offenders with criminal records review. This process includes obtaining and reviewing RAP sheets, correcting mistakes, obtaining Certificates of Relief from Disabilities, and obtaining Certificates of Good Standing. Generally, an attorney is not needed for providing these services, but much of LawNY’s reentry work in the past has included providing them. The network will allow ex-offenders to start the process with partners, and enable LawNY to focus on issues that do require an attorney.

LawNY views the Reentry Project as a key component of their racial justice efforts and commitment to bring equity to the communities it serves through legal advocacy. According to the Pew Research Center in 2018, Black Americans represented 33 percent of the sentenced prison population, nearly triple their 12 percent share of the U.S. adult population.

Functional Unit	Account Code	Line Item Description	Account Number Description	Amount
6305	54400	Onetime	PROGRAM EXPENSE	\$25,000
				\$25,000

Department Request

6305 - Human Services Coalition - GIAC Hospitality Employment Training Program - OTR Priority 3 Previously Supported with State/Federal Aid Onetime

This request is for \$50,000 in One-Time OTR funding for the Hospitality Employment Training Program (HETP) at the Greater Ithaca Activities Center (GIAC).

County Administrator Recommendation

Unable to support this initiative due to fiscal constraints.

HETP staff and partners offer knowledge, training, and wrap-around support to unemployed or under-employed individuals seeking employment in Tompkins County. Participants engage in six to eight weeks of classroom training designed to support a variety of learning styles and abilities. Trainings focus on effective communication, customer service, diversity, equity and inclusion, public speaking, interviewing skills, goal-setting, self-confidence and advocacy, personal financial management, resume-building, conflict resolution and de-escalation skills, and more. In addition, they engage in practical skills such as mock interviews, jobs research, knife skills, kitchen prep skills, answering phones in a professional setting, organizing personal files, effective listening exercises, tours of hotels and restaurants.

Following the classroom training, they are placed in local employment settings for the internship/on-the-job training component. They are required to complete 120 hours of on-the-job training. At the end of the program, participants graduate with the skills, education, awareness, and experience that will provide them with the tools to obtain and maintain successful, permanent employment.

Throughout the program and for a minimum of three months post-graduation, HETP staff work with participants to identify barriers to their successful employment and put safety nets in place to help eliminate or minimize those barriers. Participants are also provided with a stipend twice during the program to help meet some of their other basic needs. HETP also pro-actively offers training and support to employers to help them attract and accommodate employees with different racial and ethnic backgrounds, ability levels, and gender identities.

Any adult age 18 and older who lives in Tompkins County and is facing an employment barrier is eligible to join HETP. The program serves participants with disabilities, who are formerly incarcerated, who are currently incarcerated, who have issues of homelessness, and who have other barriers or histories that result in a lack of success with securing and maintaining successful employment. HETP was developed to address such employment barriers and inequities by serving as a bridge between the job-seeker and employer. Typically, about 80% of participants who enroll in HETP have income levels that are under 80% Area Median Income (AMI).

By the end of 2023, GIAC expects to have completed renovation and opening of the GIAC Recreation Center in the former Immaculate Conception School gymnasium. This new facility will house the GIAC Teen Program and Job-Training Programs including HETP. With a new, upgraded training classroom, GIAC anticipates offering three instead of two HETP cohorts a year and reviving our Commercial Drivers' License Training Program.

Funds will be used for program operations including meeting the needs for participants for childcare, transportation, and compensation for their internships. Funds will also be used to support the salary for an additional seasonal staff to help manage some of the more intense participant cases.

HETP is supported by CDBG funding from the Ithaca Urban Renewal Agency, funding from the City of Ithaca, and from the United Way of Tompkins County. Over the last two years, CDBG support has been reduced by approximately \$50,000 due to funding constraints. The Human Services Coalition Review Committee is recommending GIAC seek future support through Tompkins County funding programs supported by the Hotel Room Occupancy Tax, as well as through other non-governmental sources. However, to avoid a funding gap in 2024, HSC is requesting One-Time funding for this program.

Functional Unit	Account Code	Line Item Description	Account Number Description	Amount
6305	54400	One-Time	PROGRAM EXPENSE	\$50,000
				\$50,000

Department Request

2024-01-01 6305 - Human Services Coalition - Ultimate Reentry Opportunity Beyond the Box - OTR Priority 4 New Initiative Onetime

This request is for \$38,500 in One-Time OTR funding for the Beyond the Box Employer Certification Pilot, developed by Ultimate Reentry Opportunity (URO).

County Administrator Recommendation

Unable to support this initiative due to fiscal constraints.

Labor shortages in Tompkins County have created an interest among major and mid-size employers to recruit, hire and retain people in reentry. The Beyond the Box Employer Certification offers a pathway for Tompkins County employers to hire people in reentry into their workforces and effectively retain them, using diversity, equity and inclusion (DEI) best practices that integrate

the needs of people in reentry. Currently, there is no organization in Tompkins County working directly with employers to guide them through the organizational changes they need to make to effectively recruit, hire, and retain workers who have past criminal records, have been justice-system involved, and who may be under court supervision processes. This project grew out of the 2019 Gino Bush Beyond the Box Reentry Employment Fair, which engaged over 50 Tompkins County employers in education and dialogue on reentry, as well as URO’s 2022 Employment Summit.

Overview of the Beyond the Box Certification Pilot:

1. Needs Assessment: URO’s Beyond the Box Employer Certification staff identify and obtain commitments from employers who are interested in obtaining certification. The employer works with a URO-vetted diversity, equity, and inclusion (DEI) consultant to conduct a needs assessment that determines what organizational changes would need to be made to recruit, hire and retain people in reentry and improve DEI policies and practices overall.
2. Beyond the Box DEI Strategic Plan: URO and the DEI consultant work with the pilot employers to develop a targeted Beyond the Box DEI Strategic Plan to integrate recruitment, hiring and retention practices that are inclusive for marginalized people as well as people in reentry into the fabric of the company or organization.
3. Training: The Beyond the Box Employer Certification requires pilot employers to undergo a series of training courses that offer best practices for understanding and addressing the unique needs of people in reentry using a DEI lens. URO would offer the core training curriculum, which would include: beyond banning the box (compliance/policy/HR), trauma-responsive mental health approaches, challenging unconscious bias in the workplace, inclusive leadership, and challenging unconscious bias in hiring.
4. Coaching Employer through Implementation: URO and the DEI consultant or other contracted Coach work with pilot employers to implement the core training curriculum and the Beyond the Box DEI Strategic Plan.
5. Coaching Reentry Employees through Implementation: URO works with reentry workers who are applying, getting hired and/or working with pilot employers to address barriers to retention and workplace culture adjustments.

Multiple larger employers have expressed interest in the Beyond the Box Employer Certification Pilot include, including Tompkins County. The pilot project will support a demonstration of the concept and enable URO to secure additional outside funding to sustain the program. Initial private funding is currently pending.

Functional Unit	Account Code	Line Item Description	Account Number Description	Amount
6305	54400	One-Time	PROGRAM EXPENSE	\$38,500
				\$38,500

Department Request

**6315 - Human Services Coalition - OAR
Sunflower House Management - OTR
Priority 1 Continuation of Previous Years
OTR MultiYear**

This request is for \$69,472 in One-Time OTR funding for Sunflower Housing Case Management at OAR. This is for Year 3 of a three-year OTR at the level established by the Legislature when approving the 2022 County

County Administrator Recommendation

Approved this final year of a three year initiative.

Budget. This collaboration with the Ultimate Reentry Opportunity initiative and Ithaca Neighborhood Housing Services supports a dozen rooms dedicated to parolees (including three women), thereby alleviating pressure and expense at the jail and shelter but continuing to require case management and support from OAR staff.

The Sunflower Housing collaboration has worked to build and evaluate practices to support client reentry. OAR and its partners have developed three tiers for targeted selection of residents, including parolees returning to the community, people returning from County jail, and systems involved individuals struggling with homelessness. Sunflower House is a short-term program and therefore selection leans towards individuals who are motivated in taking the next step to improving their lives.

As of spring 2023, 106 individuals had applied for the Sunflower House program, 37 had entered the program, and 28 had exited the program. The average length of stay is 126 days. For those exiting the program, 22% moved on to permanent housing, and 38% moved to other temporary housing. About 70% of participants have sought mental health supports. Only 3 participants have been arrested.

To ensure positive outcomes, proper staffing and the ability to respond quickly are imperative. In addition to case management, this OTR will also support utilities, cleaning, and support vacancies.

Functional Unit	Account Code	Line Item Description	Account Number Description	Amount
6315	54400	Multiyear	PROGRAM EXPENSE	\$69,472
				\$69,472

Department Request

6315 - Human Services Coalition - OAR Core Services - OTR Priority 2 Maintenance of Effort Target

This request is for \$17,000 in Target OTR funding for OAR Core Services. These client services include OAR’s work to ensure that clients’ basic needs are met. While OAR has focused on the critical period immediately

County Administrator Recommendation

Unable to support this OTR due to fiscal constraints

following client release from jail or prison, the “ripple effect” of incarceration lasts much longer. Client services staff assist clients with referrals and linkages to community resources, providing in-office assistance, valid identification, transportation, and drop-in services and resources. Many referrals and linkages include access to housing, employment, assigned counsel forms, bail fund, notary, court paperwork, college, career, mental and physical health care connections, substance use referrals, and assistance with public benefits. A linkage is defined as a referral where OAR staff confirms the client has successfully interacted with the community agency referred.

The demand for OAR services has increased significantly since prior to the onset of the COVID-19 pandemic. Client service numbers have risen by 247% since mid-2020, to a total of approximately 650 clients supported per month as of spring 2023. Overall, OAR recorded 816 unduplicated participants and 5,515 visits for core services in 2022, resulting from its ability to rapidly respond to client need, from increased outreach efforts, from strong relationships with community partners, and the shift from in-jail to transitional services.

Based on OAR's budget projections for 2024, the Human Services Coalition Review Committee is requesting a modest Target OTR to support maintenance of effort for OAR Core Services. OAR is anticipating increased costs related to salary, health care, client unmet needs, supplies, training, and significantly, costs associated with moving from its current office location. OAR will also be prioritizing staff training for de-escalation and for responding to clients who are intoxicated, who have a mental health need, or who may have a weapon.

Functional Unit	Account Code	Line Item Description	Account Number Description	Amount
6315	54400	Target	PROGRAM EXPENSE	\$17,000
				\$17,000

HUMAN SERVICES COALITION - TOMPKINS COUNTY

2024 Operating Budget

Department Overview



The Human Services Coalition of Tompkins County, Inc. (HSC) is an independent not-for-profit corporation focusing on the efficient, effective planning and delivery of health and human service programs. The three programs of the Coalition (• [Human Services Planning](#), • [Health Planning Council](#) and • [2-1-1 Information and Referral](#)) work together to enhance consumer access to services, to facilitate cooperation among service providers, and to advise community funders, planners, and other stakeholders. The Human Services Coalition provides technical assistance and advocacy to and for Tompkins County government and not-for-profit agencies, funders, and policy-makers.

The purpose/mission of the Health Planning Council (HPC) is to improve the health and well-being of Tompkins County residents by increasing access to quality health care services and supporting healthy lifestyles. HPC convenes stakeholders who impact or are impacted by health-related issues to promote collaborative problem-solving. By establishing neutral forums for sharing information, HPC ensures that community-wide input is part of the planning and problem-solving process. HPC hosts educational programs that are open to the public and cover emerging trends in health care, local programs, and health-related initiatives. HPC collaborates with many local agencies and organizations to address issues in the community. HPC staffs the Long Term Care Committee, with member representatives from provider organizations, education, government, and community agencies across multiple sectors. In partnership with the Tompkins County Office for the Aging, this Committee serves as the Long Term Care Council for NY Connects, an information and referral program that serves older adults and individuals with disabilities of all ages. HPC also convenes the Community Health and Access Committee and the Tough Stuff subcommittee (of the Long Term Care Committee).

HPC also supports two direct service programs to the community, the health insurance navigator program and the community health advocate program. The health insurance navigator program provides enrollment assistance to those who need to access or maintain health insurance through the New York State of Health marketplace, and the community health advocates assist with any health insurance issues and non-medical health needs.

Consolidated Budget - Expenditures & Revenues

	MODIFIED BUDGET	ACTUALS	TARGET	REQUESTED	CNTY ADMIN	TOTAL REC
	FY2023	FY2023	2024	2024	2024	2024
Expenses						
PROGRAM EXPENSE	\$882,710	\$468,550	\$419,582	\$30,000	\$30,000	\$449,582
PROFESSIONAL SERVICES	\$328,922	\$185,399	\$104,766	\$60,000	\$60,000	\$164,766
EXPENSES TOTAL	\$1,211,632	\$653,949	\$524,348	\$90,000	\$90,000	\$614,348
Revenues						
STATE AID	\$0	-	-	-	-	-
FEDERAL AID	\$180,000	\$9,968	\$0	-	-	\$0
REVENUES TOTAL	\$180,000	\$9,968	\$0	-	-	\$0
Dept. Net Local	\$1,031,632	\$643,981	\$524,348	\$90,000	\$90,000	\$614,348

4080 - HEALTH PLANNING COUNCIL

	ACTUAL	ACTUALS	MOD BUD	TARGET	REQUEST	REC OTR	TOTAL REC
	FY2022	FY2023	FY2023	2024	2024	2024	2024
Total Expenses							
PROGRAM EXPENSE	\$76,244	\$84,456	\$157,062	\$80,102	\$0	\$0	\$80,102
PROFESSIONAL SERVICES	-	-	\$0	\$0	\$0	\$0	\$0
TOTAL EXPENSES TOTAL	\$76,244	\$84,456	\$157,062	\$80,102	\$0	\$0	\$80,102
Total Revenues							
-	-	-	-	-	-	-	-
TOTAL REVENUES TOTAL	0	0	0	0	0	0	0
Dept. Net Local	\$76,244	\$84,456	\$157,062	\$80,102	\$0	\$0	\$80,102

6308 - HSC PLANNING & COORD.

	ACTUAL	ACTUALS	MOD BUD	TARGET	REQUEST	REC OTR	TOTAL REC
	FY2022	FY2023	FY2023	2024	2024	2024	2024
Total Expenses							
PROGRAM EXPENSE	\$321,863	\$367,338	\$692,138	\$322,390	\$30,000	\$30,000	\$352,390
PROFESSIONAL SERVICES	-	-	\$0	\$0	\$0	\$0	\$0
TOTAL EXPENSES TOTAL	\$321,863	\$367,338	\$692,138	\$322,390	\$30,000	\$30,000	\$352,390
Total Revenues							
FEDERAL AID	\$7,500	-	\$60,000	\$0	-	-	\$0
TOTAL REVENUES TOTAL	\$7,500	-	\$60,000	\$0	-	-	\$0
Dept. Net Local	\$314,363	\$367,338	\$632,138	\$322,390	\$30,000	\$30,000	\$352,390

6311 - HSC INFO. & REFERRAL

	ACTUAL	ACTUALS	MOD BUD	TARGET	REQUEST	REC OTR	TOTAL REC
	FY2022	FY2023	FY2023	2024	2024	2024	2024
Total Expenses							
PROGRAM EXPENSE	\$16,267	\$16,756	\$33,510	\$17,090	\$0	\$0	\$17,090
PROFESSIONAL SERVICES	\$124,688	\$185,399	\$328,922	\$104,766	\$60,000	\$60,000	\$164,766
TOTAL EXPENSES TOTAL	\$140,955	\$202,155	\$362,432	\$121,856	\$60,000	\$60,000	\$181,856
Total Revenues							
FEDERAL AID	-	\$9,968	\$120,000	\$0	-	-	\$0
TOTAL REVENUES TOTAL	-	\$9,968	\$120,000	\$0	-	-	\$0
Dept. Net Local	\$140,955	\$192,187	\$242,432	\$121,856	\$60,000	\$60,000	\$181,856

HUMAN SERVICES COALITION - TOMPKINS COUNTY - OTR

2024 Over Target Requests (OTRs)

Over Target Requests Summary

	TARGET	REQ TARGET	REQ ONETIME	REC ONETIME	TOTAL REC
	FY2024	FY2024	FY2024	FY2024	FY2024
Expenses					
Human Services Coalition Agency Services					
4080 - HEALTH PLANNING COUNCIL	\$80,102	-	\$0	\$0	\$80,102
6308 - HSC PLANNING & COORD.	\$322,390	-	\$30,000	\$30,000	\$352,390
6311 - HSC INFO. & REFERRAL	\$121,856	-	\$60,000	\$60,000	\$181,856
HUMAN SERVICES COALITION AGENCY SERVICES TOTAL	\$524,348	-	\$90,000	\$90,000	\$614,348
EXPENSES TOTAL	\$524,348	-	\$90,000	\$90,000	\$614,348
Revenues					
Human Services Coalition Agency Services	\$0	-	-	-	\$0
REVENUES TOTAL	\$0	-	-	-	\$0
Revenues - Expenses	\$524,348	\$0	\$90,000	\$90,000	\$614,348

Department Request

**6308 - Human Services Coalition Housing Specialist
Priority 1 One-time - Continuation of Previous Years**

County Administrator Recommendation

Recommend funding this initiative with onetime funds.

The Human Services Coalition (HSC) is requesting \$30,000 in one-time funding to support a portion of the Continuum of Care Housing Specialist position. This request is for the third year of a multi-year one-time OTR first approved for 2022. This position plays a key role in many aspects of the Ithaca-Tompkins County Continuum of Care (CoC). The Continuum of Care is a cross-sector planning body, funder, and information resource which monitors the homeless response system at a birds-eye view with the shared goal of making homelessness rare, brief and one-time in Tompkins County. There are approximately 30 not-for-profit, private, and municipal members of the CoC.

In recent years, the issue of homelessness has grown both locally and nationally. Continued funding for this position enables HSC to effectively manage expanded programs while also responding to high levels of community need.

HSC's Housing Initiatives continues to expand its programs, infusing private and public funding into the county's collective efforts to mitigate homelessness and housing insecurity. The most recent example is the new Youth Homelessness Demonstration Project (YHDP, the HUD project secured by HSC in 2022 which brings \$1 million per year in ongoing federal funds to our community for youth-focused homelessness prevention).

The Director of Housing Initiatives also serves as the CoC Coordinator, a role which receives only minimal funding from the U.S. Department of Housing and Urban Development (HUD). The rest of the position is supported by collaborative funding from Tompkins County, the City of Ithaca, the Park Foundation, and the United Way. The CoC Housing Specialist position frees up the director to manage the growing Housing Initiatives program, pursue additional funding (like the YHDP initiative), research and share evidence-based approaches and leading practices around homeless response and housing insecurity, and help guide community-wide planning while still meeting the organizational capacity needs of the CoC.

HUD now requires the CoC to be a part of any new funding stream that flows into Tompkins County around homelessness. The CoC Housing Specialist is leading the effort to formalize CoC membership and establish additional structures to remain in compliance with HUD requirements, which maintains our local eligibility for future funding opportunities. They are staffing multiple new and re-engaged CoC committees, including groups focused on chronic homelessness, sustainability (helping individuals who were formerly homeless maintain their housing), racial equity, data, and the Point-in-Time Count.

The CoC Housing Specialist serves as the Coordinated Entry lead for Tompkins County and in that role directly serves people experiencing literal homelessness. About 35% of their time is devoted to their role as Coordinated Entry (CE) lead. Having this offers HSC a chance to better understand the gaps in the system, provide space for community partners to assess and improve, and ultimately better serve people experiencing homelessness.

The CoC Housing Specialist helps to manage data and information across the CoC network of partners and committees to inform and support community-wide planning and response to homelessness and housing insecurity. They have created new materials and presentations to educate potential partners and the public. They provide orientation for all new CoC partners. They also play a leading role in the planning and implementation of the Point-in-Time Count, the annual count of people experiencing unsheltered homelessness in Tompkins County.

County funding through this OTR would support salary and fringe for a portion of the position. Funding through this OTR will be augmented by separate funding to make a full-time staff position.

Functional Unit	Account Code	Line Item Description	Account Number Description	Amount	Period Year
6308	54400		PROGRAM EXPENSE	\$30,000	2024
				\$30,000	

Department Request

County Administrator Recommendation

6311 - Human Services Coalition Data Specialist - OTR
Priority 2 ONETIME One-time Continuation of Previous Years

Recommend funding this initiative with onetime funds.

The Human Services Coalition (HSC) is requesting \$60,000 in one-time funding to support a full-time Data Specialist. This request is for the third year of a multi-year one-time OTR first approved for 2022. HSC conducted a search process and filled the data specialist position in the first two quarters of 2022. This position continues to contribute to increased capacity for HSC and, in turn, for the other organizations and processes we support.

The Data Specialist position supports the 2-1-1 Information & Referral Service, taking on the lead role for managing the 2-1-1 community resource database, which houses approximately 2,000 agency and program records. Keeping this database up-to-date is critical for being able to respond accurately to community members who contact 2-1-1 with a wide range of needs. Individual needs remain elevated above pre-pandemic levels and available community programs are changing more frequently in response. Prior to the establishment of this position, our program was the only 2-1-1 center in the state without a dedicated database manager role.

The Data Specialist also supports housing initiatives that HSC manages on behalf of the community. HSC has taken on the data operations of the Homeless Management Information System (HMIS) from the Tompkins County Department of Social Services. The Data Specialist oversees and monitors the accuracy and quality of HMIS data, resulting in better understanding of needs and gaps and contributing to efforts to secure funding for homelessness and housing services. The Data Specialist works closely with the CoC staff to collect, analyze, and present homelessness and housing data to the CoC network of community partners, the public, funders, and others to support data-driven, system-wide planning and improvements.

The Data Specialist position supports the ongoing needs of other organizations and the Tompkins County not-for-profit sector as a whole. For example, the Data Specialist coordinated the completion of the 2022 HSC Salary and Benefits Survey, which organizations across the region depend on to assess their compensation levels and better recruit qualified candidates, and the position supports organizations using the salary and benefits data.

The Data Specialist has received their Results Based Accountability certification. They will be supporting HSC's efforts to build the capacity of Tompkins County organizations (including those that participate in the HSC review process for community agencies seeking County funding) to set and track program outcomes more effectively. This is a priority area for 2023-2024, resulting from needs in this area identified by HSC, funders, and other organizations themselves. This position will provide consistent support to organizations as they build their evaluation capacities over time, better demonstrate their impact, and identify areas for improvement.

This OTR includes salary, fringe benefits, and related costs for the Data Specialist position.

6311 - Human Services Coalition Data Specialist - OTR

Functional Unit	Account Code	Line Item Description	Account Number Description	Amount
6311	54442	Onetime	PROFESSIONAL SERVICES	\$60,000
				\$60,000

ITHACA AREA ECONOMIC DEVELOPMENT

2024 Operating Budget

Department Overview

Ithaca Area Economic Development (IAED, formerly TCAD) is the county's economic development agency. IAED is New York State's first and only Accredited Economic Development Organization, one of just 70 across North America. IAED's core objective is to retain, create and attract quality employment opportunities for local residents as well as to strengthen the local tax base. IAED helps existing businesses to expand, helps entrepreneurs start new businesses, and attracts business development and enhances the general quality of life and the building of a healthy, sustainable economy. This includes airport service, workforce development, housing, sewer, and water infrastructure, and technical support to businesses and municipalities.



**Ithaca Area
Economic
Development**

Consolidated Budget - Expenditures & Revenues

	MODIFIED BUDGET	ACTUALS	TARGET	REQUESTED	CNTY ADMIN	TOTAL REC
	FY2023	FY2023	FY2024	FY2024	FY2024	FY2024
Expenses						
PROGRAM EXPENSE	\$230,083	\$120,000	\$251,496	\$75,000	-	\$251,496
PROFESSIONAL SERVICES	\$40,969	\$15,526	\$40,969	\$0	-	\$40,969
EXPENSES TOTAL	\$271,052	\$135,526	\$292,465	\$75,000	-	\$292,465
Revenues						
LOCAL REVENUES	\$0	-	\$0	-	-	\$0
REVENUES TOTAL	\$0	-	\$0	-	-	\$0
Dept. Net Local	\$271,052	\$135,526	\$292,465	\$75,000	\$0	\$292,465

6420 - ITHACA AREA ECONOMIC DEVELOPMENT

	ACTUAL	ACTUALS	MOD BUD	TARGET	REQUEST	REC OTR	TOTAL REC
	FY2022	FY2023	FY2023	FY2024	FY2024	FY2024	FY2024
Total Expenses							
PROGRAM EXPENSE	\$214,526	\$120,000	\$230,083	\$251,496	\$75,000	-	\$251,496
PROFESSIONAL SERVICES	\$51,211	\$15,526	\$40,969	\$40,969	\$0	-	\$40,969
TOTAL EXPENSES TOTAL	\$265,737	\$135,526	\$271,052	\$292,465	\$75,000	-	\$292,465
Total Revenues							
LOCAL REVENUES	-	-	\$0	\$0	-	-	\$0
TOTAL REVENUES TOTAL	-	-	\$0	\$0	-	-	\$0
Dept. Net Local	\$265,737	\$135,526	\$271,052	\$292,465	\$75,000	\$0	\$292,465

ITHACA AREA ECONOMIC DEVELOPMENT - OTR

2024 Over Target Requests (OTRs)

Over Target Requests Summary

ithaca area development

	TARGET	REQ TARGET	REQ ONETIME	REC ONETIME	TOTAL REC
	FY2024	FY2024	FY2024	FY2024	FY2024
Expenses					
Ithaca Area Economic Development	\$292,465	\$75,000	-	-	\$292,465
EXPENSES TOTAL	\$292,465	\$75,000	-	-	\$292,465
Revenues					
Ithaca Area Economic Development	\$0	-	-	-	\$0
REVENUES TOTAL	\$0	-	-	-	\$0
Revenues - Expenses	\$292,465	\$75,000	\$0	\$0	\$292,465

Department Request

6420 - Ithaca Area Economic Development - Direct to Work Support - OTR Priority 1 New Initiative Target

County Administrator Recommendation

Unable to support this request due to fiscal constraints.

In July 2022, IAED and strategic partners Tompkins County Workforce Development Board and Alliance for Manufacturing & Technology initiated the Direct-to-Work: Pathways to Manufacturing (DTW) Initiative. The full-time, four-week career readiness program is aimed at preparing underemployed individuals for entry-level positions in advanced manufacturing. Graduates receive a nationally recognized Certified Manufacturing Associate (CMfgA) certification, a \$500 stipend, and guaranteed interview(s) with participating manufacturers. All DTW Initiative graduates have since been placed into full-time positions with starting wages between \$16.67-\$24.00/hour, and perhaps more importantly, are still employed.

Now, IAED is accelerating and expanding the DTW Initiative in advanced manufacturing and establishing a similar program in the construction trades. Program goals of the construction trades include generating greater awareness of job opportunities within the construction trades industry; strengthening collaboration between employers and community partners; aggregating and aligning the workforce demands of construction firms of all sizes and types, including union and non-union; establishing and transforming training pathways into opportunities for employment, retention, and career growth; and establishing a sustainable workforce pipeline to supply the future.

This OTR request is for funds to support the expansion of the Direct-to -Work program to serve the construction trades industry.

6420 - Ithaca Area Economic Dev-Direct to Work Support - OTR

Functional Unit	Account Code	Line Item Description	Account Number Description	Amount
6420	54400	Target	PROGRAM EXPENSE	\$75,000
				\$75,000

RURAL LIBRARY SERVICES

2024 Operating Budget

Department Overview

This funding supports the Finger Lakes Library System (FLLS) and 5 local libraries. They include the Groton Public Library, Southworth Library of Dryden, Newfield Public Library, Ulysses Philomathic Library of Trumansburg, and the Lansing Community Library. These libraries work successfully as collaborative entities though they maintain their unique identities and serve their unique communities. They work very closely together, and through their joint efforts, bring more to the citizens of the county than they might as individual entities.



Consolidated Budget - Expenditures & Revenues

	MODIFIED BUDGET	ACTUALS	TARGET	REQUESTED	CNTY ADMIN	TOTAL REC
	FY2023	FY2023	2024	2024	2024	2024
Expenses						
PROGRAM EXPENSE	\$217,711	\$163,283	\$220,026	-	-	\$220,026
EXPENSES TOTAL	\$217,711	\$163,283	\$220,026	-	-	\$220,026
Revenues						
FEDERAL AID	-	-	\$0	-	-	\$0
REVENUES TOTAL	-	-	\$0	-	-	\$0
Dept. Net Local	\$217,711	\$163,283	\$220,026	\$0	\$0	\$220,026

7410 - LIBRARIES

	ACTUAL	ACTUALS	MOD BUD	TARGET	REQUEST	REC OTR	TOTAL REC
	FY2022	FY2023	FY2023	2024	2024	2024	2024
Total Expenses							
PROGRAM EXPENSE	\$209,428	\$163,283	\$217,711	\$220,026	-	-	\$220,026
TOTAL EXPENSES TOTAL	\$209,428	\$163,283	\$217,711	\$220,026	-	-	\$220,026
Total Revenues							
FEDERAL AID	-	-	-	\$0	-	-	\$0
TOTAL REVENUES TOTAL	-	-	-	\$0	-	-	\$0
Dept. Net Local	\$209,428	\$163,283	\$217,711	\$220,026	\$0	\$0	\$220,026

SOIL & WATER CONSERVATION DISTRICT

2024 Operating Budget

Department Overview

The mission of the Tompkins County Soil and Water Conservation District is to assist citizens and units of local government in making sound decisions concerning the management of soil, water, and related natural resources. The District is governed by a Board of Directors and is operated by six full-time staff members including a District Manager, Secretary/Treasurer, Resource Conservation Program Specialist, Resource Conservation Specialist, and two Conservation Technicians. The District staff provides technical assistance to the residents of Tompkins County in the areas of soil, water, and other natural resource conservation issues. The request for funding from the County supports the staff of the District in addition to State Aid to Districts. Other program expenses for conservation project implementation is funded by State and Federally supported grants and appropriations earmarked specifically for those purposes.



Consolidated Budget - Expenditures & Revenues

	MODIFIED BUDGET	ACTUALS	TARGET	REQUESTED	CNTY ADMIN	TOTAL REC
	FY2023	FY2023	FY2024	FY2024	FY2024	FY2024
Expenses						
PROGRAM EXPENSE	\$346,165	\$259,624	\$353,088	-	-	\$353,088
TRAVEL TRAINING	\$0	-	\$0	-	-	\$0
RENT	\$0	-	\$0	-	-	\$0
EXPENSES TOTAL	\$346,165	\$259,624	\$353,088	-	-	\$353,088
Revenues						
-	-	-	-	-	-	-
REVENUES TOTAL	0	0	0	0	0	0
Dept. Net Local	\$346,165	\$259,624	\$353,088	\$0	\$0	\$353,088

8730 - SOIL & WATER CONSERVATION

	ACTUAL	ACTUALS	MOD BUD	TARGET	REQUEST	REC OTR	TOTAL REC
	FY2022	FY2023	FY2023	FY2024	FY2024	FY2024	FY2024
Total Expenses							
PROGRAM EXPENSE	\$336,083	\$259,624	\$346,165	\$353,088	-	-	\$353,088
TRAVEL TRAINING	-	-	\$0	\$0	-	-	\$0
RENT	-	-	\$0	\$0	-	-	\$0
TOTAL EXPENSES TOTAL	\$336,083	\$259,624	\$346,165	\$353,088	-	-	\$353,088
Total Revenues							
-	-	-	-	-	-	-	-
TOTAL REVENUES TOTAL	0	0	0	0	0	0	0
Dept. Net Local	\$336,083	\$259,624	\$346,165	\$353,088	\$0	\$0	\$353,088

TOMPKINS COMMUNITY ACTION

2024 Operating Budget

Department Overview

Tompkins Community Action, Inc. (TCAction), a private non-profit charitable organization, working towards its mission to “collaborate with individuals and organizations to sustain and improve economic opportunity and social justice for families and individuals impacted directly or indirectly by poverty.” TCAction implements 21 programs that partner with more than 5,000 low-income individuals in Tompkins County and numerous community partners. TCAction programs and services are offered through three departments each working together to maximize benefits for each household: Community Services, Family Services and Housing Services.



Tompkins Community Action

Community Services works to alleviate food insecurities by operating an Emergency Food Pantry Program. In addition to pantry staples, the TCAction pantry provides fresh vegetables, bread, and dairy items as well as hygiene items twice a month using an online ordering system that allows households to select items based on their needs. On average approximately 250 boxes of food are distributed monthly. The annual Victory Garden Project provides a variety of vegetable plants for households to grow and harvest at their own home. In 2023, 175 gardens were distributed.

Family Services provides enrolled children and families with educational programming, supportive services, referrals, and socialization opportunities to develop and enhance families' goals. Head Start / Early Head Start (serving 350 children) and the Primary School Family Support Program, (serving 75 children) continuously engage families in programming that establishes a foundation for lifelong learning, which is supported and enhanced by many community partners. Childcare centers and classrooms are located in Dryden, Groton, and Ithaca.

Housing Services strives to meet the housing needs of the community by offering rental assistance programs and Supportive Housing Programs. TCAction housing programs focus on securing and maintaining safe, affordable, and appropriate housing for over 1,200 households in Tompkins County. Rental Assistance programs include the Housing Choice Voucher Program and Tenant Based Rental Assistance Program. TCAction's Supportive Housing Programs serve the most vulnerable individuals and families experiencing homelessness by offering 95 units of permanent housing with intensive supportive services. These program sites include Magnolia House,

Chartwell House, Amici House, Corn Street Apartments as well as 40 units of supportive housing at Arthaus.

As a Community Action Agency, TCAction consistently evaluates community needs and responds in meaningful ways to those changing needs. TCAction works with community partners and available resources to maximize benefits to consumers without duplication of services.

Consolidated Budget - Expenditures & Revenues

	MODIFIED BUDGET	ACTUALS	TARGET	REQUESTED	CNTY ADMIN	TOTAL REC
	FY2023	FY2023	FY2024	FY2024	FY2024	FY2024
Expenses						
PROGRAM EXPENSE	\$71,600	\$71,600	\$0	-	-	\$0
PROFESSIONAL SERVICES	\$265,078	\$198,242	\$270,380	-	-	\$270,380
EXPENSES TOTAL	\$336,678	\$269,842	\$270,380	-	-	\$270,380
Revenues						
FEDERAL AID	\$0	-	\$0	-	-	\$0
REVENUES TOTAL	\$0	-	\$0	-	-	\$0
Dept. Net Local	\$336,678	\$269,842	\$270,380	\$0	\$0	\$270,380

6307 - TOMPKINS COMMUNITY ACTION

	ACTUAL	ACTUALS	MOD BUD	TARGET	REQUEST	REC OTR	TOTAL REC
	FY2022	FY2023	FY2023	FY2024	FY2024	FY2024	FY2024
Total Expenses							
PROGRAM EXPENSE	-	\$71,600	\$71,600	\$0	-	-	\$0
PROFESSIONAL SERVICES	\$257,357	\$198,242	\$265,078	\$270,380	-	-	\$270,380
TOTAL EXPENSES TOTAL	\$257,357	\$269,842	\$336,678	\$270,380	-	-	\$270,380
Total Revenues							
FEDERAL AID	-	-	\$0	\$0	-	-	\$0
TOTAL REVENUES TOTAL	-	-	\$0	\$0	-	-	\$0
Dept. Net Local	\$257,357	\$269,842	\$336,678	\$270,380	\$0	\$0	\$270,380

TOMPKINS CONSOLIDATED AREA TRANSIT

2024 Operating Budget

Department Overview

Tompkins Consolidated Area Transit (TCAT) is a joint venture of Cornell University, the City of Ithaca, and Tompkins County to provide public transit service to Tompkins County and a portion of Tioga County. The program also supports Gadabout transportation services to senior citizens and disabled persons and para-transit service in compliance with the Americans with Disabilities Act.



Consolidated Budget - Expenditures & Revenues

	MODIFIED BUDGET	ACTUALS	TARGET	REQUESTED	CNTY ADMIN	TOTAL REC
	FY2023	FY2023	FY2024	FY2024	FY2024	FY2024
Expenses						
SALARY AND WAGES	\$0	-	\$0	\$0	\$0	\$0
OVERTIME	\$0	-	\$0	\$0	\$0	\$0
PREMIUM PAY	\$0	-	-	-	-	-
FRINGE	\$0	-	-	-	-	-
OTHER FINANCE	\$0	-	\$0	\$0	\$0	\$0
OTHER CAPITAL EQUIPMENT	\$0	-	\$0	\$0	\$0	\$0
ALL OTHER CONTR. SVCS.	\$0	\$0	\$0	\$0	\$0	\$0
OTHER	\$6,033,497	\$9,314,663	\$18,875,998	\$0	\$0	\$18,875,998
OTHER SUPPLIES	\$0	-	\$0	\$0	\$0	\$0
MAINTENANCE	\$0	-	\$0	\$0	\$0	\$0
PROGRAM EXPENSE	\$2,314,972	\$1,727,474	\$2,123,574	\$48,598	\$48,598	\$2,172,172
TRAVEL TRAINING	\$0	-	\$0	\$0	\$0	\$0
PROFESSIONAL SERVICES	\$0	-	\$0	\$39,783	\$0	\$0
EXPENSES TOTAL	\$8,348,469	\$11,042,137	\$20,999,572	\$88,381	\$48,598	\$21,048,170
Revenues						
LOCAL REVENUES	\$1,164,000	\$1,058,139	\$1,264,000	-	-	\$1,264,000
OTHER REVENUES	\$0	-	\$0	-	-	\$0
STATE AID	\$4,334,121	\$5,593,698	\$7,520,375	-	-	\$7,520,375
FEDERAL AID	\$1,699,376	\$4,081,834	\$11,355,623	-	-	\$11,355,623
REVENUES TOTAL	\$7,197,497	\$10,733,671	\$20,139,998	-	-	\$20,139,998
Dept. Net Local	\$1,150,972	\$308,466	\$859,574	\$88,381	\$48,598	\$908,172

5630 - TRANSPORTATION SERVICES

	ACTUAL	ACTUALS	MOD BUD	TARGET	REQUEST	REC OTR	TOTAL REC
	FY2022	FY2023	FY2023	FY2024	FY2024	FY2024	FY2024
Total Expenses							
SALARY AND WAGES	-	-	\$0	\$0	\$0	\$0	\$0
OVERTIME	-	-	\$0	\$0	\$0	\$0	\$0
PREMIUM PAY	-	-	\$0	-	-	-	-
FRINGE	-	-	\$0	-	-	-	-
OTHER FINANCE	-	-	\$0	\$0	\$0	\$0	\$0
OTHER CAPITAL EQUIPMENT	-	-	\$0	\$0	\$0	\$0	\$0
ALL OTHER CONTR. SVCS.	-	\$0	\$0	\$0	\$0	\$0	\$0
OTHER	\$9,570,660	\$9,314,663	\$6,033,497	\$18,875,998	\$0	\$0	\$18,875,998
OTHER SUPPLIES	-	-	\$0	\$0	\$0	\$0	\$0
MAINTENANCE	-	-	\$0	\$0	\$0	\$0	\$0
PROGRAM EXPENSE	\$2,636,934	\$1,727,474	\$2,314,972	\$2,123,574	\$88,381	\$48,598	\$2,172,172
TRAVEL TRAINING	-	-	\$0	\$0	\$0	\$0	\$0
PROFESSIONAL SERVICES	-	-	\$0	\$0	\$0	\$0	\$0
TOTAL EXPENSES TOTAL	\$12,207,594	\$11,042,137	\$8,348,469	\$20,999,572	\$88,381	\$48,598	\$21,048,170
Total Revenues							
LOCAL REVENUES	\$1,399,984	\$1,058,139	\$1,164,000	\$1,264,000	-	-	\$1,264,000
OTHER REVENUES	-	-	\$0	\$0	-	-	\$0
STATE AID	\$6,521,601	\$5,593,698	\$4,334,121	\$7,520,375	-	-	\$7,520,375
FEDERAL AID	\$3,049,059	\$4,081,834	\$1,699,376	\$11,355,623	-	-	\$11,355,623
TOTAL REVENUES TOTAL	\$10,970,643	\$10,733,671	\$7,197,497	\$20,139,998	-	-	\$20,139,998
Dept. Net Local	\$1,236,950	\$308,466	\$1,150,972	\$859,574	\$88,381	\$48,598	\$908,172

TOMPKINS CONSOLIDATED TRANSIT (TCAT)

2024 Over Target Requests (OTRs)

Over Target Requests Summary

	TARGET	REQ TARGET	REQ ONETIME	REC ONETIME	TOTAL REC
	FY2024	FY2024	FY2024	FY2024	FY2024
Expenses					
TCAT	\$20,999,572	\$39,783	\$48,598	\$48,598	\$21,048,170
EXPENSES TOTAL	\$20,999,572	\$39,783	\$48,598	\$48,598	\$21,048,170
Revenues					
TCAT	\$20,139,998	-	-	-	\$20,139,998
REVENUES TOTAL	\$20,139,998	-	-	-	\$20,139,998
Revenues - Expenses	\$859,574	\$39,783	\$48,598	\$48,598	\$908,172

Department Request

5630 - TCAT CAPITAL IMPROVEMENTS - OTR ONETIME

Priority 1 Maintenance of Effort

Capital costs for 3 transit vehicles, 6 electric busses, and 4 electric transit vans.

County Administrator Recommendation

Recommend funding this initiative with onetime funds.

Functional Unit Name	Account Code	Account Number Description	Amount
5630	54400	PROGRAM EXPENSE	\$48,598
			\$48,598

Department Request

5630 - TCAT Operating Budget - OTR TARGET

Priority 1 Maintenance of Effort

Underwriter share 4% increase to support operating expenses in 2024

County Administrator Recommendation

Unable to approved this request due to fiscal constraints

Functional Unit Name	Account Code	Account Number Description	Amount
5630	54400	PROGRAM EXPENSE	\$39,783
			\$39,783

TOMPKINS CORTLAND COMMUNITY COLLEGE

2024 Operating Budget

Department Overview



Tompkins Cortland Community College is part of the State University of New York (SUNY) system, and is accredited by the New York State Education Department and the Middle States Association. The curriculum prepares students for careers that include business administration, accounting, hotel and restaurant management, sport management, computer forensics, engineering science, communications, electronics, and computer information systems. Many of the 34-degree programs prepare students for transfer to a four-year college or university. TC3 is primarily supported by tuition, New York State operating assistance, and support from its local sponsors, Tompkins and Cortland counties.

Consolidated Budget - Expenditures & Revenues

	MODIFIED BUDGET	ACTUALS	TARGET	REQUESTED	CNTY ADMIN	TOTAL REC
	FY2023	FY2023	FY2024	FY2024	FY2024	FY2024
Expenses						
PROGRAM EXPENSE	\$3,454,367	\$3,984,867	\$3,027,387	\$281,000	\$281,000	\$3,308,387
EXPENSES TOTAL	\$3,454,367	\$3,984,867	\$3,027,387	\$281,000	\$281,000	\$3,308,387
Revenues						
-	-	-	-	-	-	-
REVENUES TOTAL	0	0	0	0	0	0
Dept. Net Local	\$3,454,367	\$3,984,867	\$3,027,387	\$281,000	\$281,000	\$3,308,387

2495 - TOMP. CORT. COMM. COLLEGE

	ACTUAL	ACTUALS	MOD BUD	TARGET	REQUEST	REC OTR	TOTAL REC
	FY2022	FY2023	FY2023	2024	2024	2024	2024
Total Expenses							
PROGRAM EXPENSE	\$3,027,387	\$7,439,234	\$6,908,734	\$3,027,387	\$281,000	\$281,000	\$3,308,387
TOTAL EXPENSES TOTAL	\$3,027,387	\$7,439,234	\$6,908,734	\$3,027,387	\$281,000	\$281,000	\$3,308,387
Total Revenues							
-	-	-	-	-	-	-	-
TOTAL REVENUES TOTAL	0	0	0	0	0	0	0
Dept. Net Local	\$3,027,387	\$7,439,234	\$6,908,734	\$3,027,387	\$281,000	\$281,000	\$3,308,387

TOMPKINS CORTLAND COMMUNITY COLLEGE - OTR

2024 Over Target Requests (OTRs)

Over Target Requests Summary

	TARGET	REQ TARGET	REQ ONETIME	REC ONETIME	TOTAL REC
	FY2024	FY2024	FY2024	FY2024	FY2024
Expenses					
Tompkins Cortland Community College (TC3)	\$3,027,387	–	\$281,000	\$281,000	\$3,308,387
EXPENSES TOTAL	\$3,027,387	–	\$281,000	\$281,000	\$3,308,387
Revenues					
–	–	–	–	–	–
REVENUES TOTAL	0	0	0	0	0
Revenues - Expenses	\$3,027,387	\$0	\$281,000	\$281,000	\$3,308,387

Department Request

2495 - Tompkins Cortland Community College - Network Support and Software Licensing - OTR MULTIYEAR Priority 1 Continuation of Previous Years OTR MultiYear

The college's request to cover operating costs for 2023 was \$350,000 and anticipated to be \$200,000 in 2024. Tompkins County's sponsorship share (based on the percentage of enrollees from Tompkins and Cortland Counties) will be 63%, or \$220,500 in 2023 and \$126,000 in 2024.

Additionally there is a funding request for Tompkins County's share of the sponsor counties' local match for SUNY infrastructure grants to finance capital improvements and deferred maintenance at TC3. Total request was: \$310k in 2023 and \$155k in 2024

County Administrator Recommendation

Recommend funding this multiyear initiative with onetime funds.

2495 - Tompkins Cortland Community College - Network Support


Functional Unit	Account Code	Line Item Description	Account Number Description	Amount
2495	54400		PROGRAM EXPENSE	\$126,000
2495	54400		PROGRAM EXPENSE	\$155,000
				\$281,000

TOMPKINS COUNTY PUBLIC LIBRARY

2024 Operating Budget

Department Overview

Tompkins County Public Library (TCPL) is an essential community organization as demonstrated by the continued use of the collections and information services. The library strives to meet and celebrate the aspirations of our community even during the most stressful of times. We foster opportunities for people of all ages to discover, connect, and create throughout Tompkins County. TCPL believes that the library is for everyone. We value diverse opinions and respect free speech. Different points of view are allowed and welcomed. TCPL supports patrons' right to a library environment free of harassment and intimidation and views all manifestations of prejudice and intolerance that target particular individuals or interfere with patrons' ability to use the library as contradictory to our mission.



TCPL contributes to the economic, cultural, and educational well-being of the county by providing free and equal access to materials holdings of over 225,000 as well as a robust digital collection. The library provides resources for job seekers (creating email accounts, accessing employment resources, technology skill building, career assessment support, resume software and online applications), and supports adult literacy through Mango language learning website, conversation sessions, and an extensive world language collection. Our youngest county residents receive access to early literacy programs, with babies being eligible for their own library cards. Early learning computers provide an introduction to reading, phonics, math, science, and music; and programs such as Baby and Toddler story time provide opportunities for children to develop an early love of literacy and learning. TCPL serves as the primary resource for a large homeschool population. The well-equipped and welcoming Teen Center, Digital Lab, and Makerspace create opportunities for instruction, creative pursuits, and self-improvement through library staff and resources as well as local experts. Community members rely on the library for assistance with accessing and navigating e-government resources. For many County residents, TCPL is the only place for access to the internet and computer services. TCPL provides free test proctoring for those seeking job advancement and degree completion. We collaborate with dozens of organizations and county agencies to present programs on important educational and social issues, provide free space for meetings, discussion and a welcoming facility to all. In addition to the main library in downtown Ithaca, TCPL serves as the Central Library of the Finger Lakes

Library System, supporting thirty-three libraries in the five counties served by the system including the Tompkins County rural libraries, and directly supports community Reading Centers in Enfield, Danby and Caroline.

Consolidated Budget - Expenditures & Revenues

	MODIFIED BUDGET	ACTUALS	TARGET	REQUESTED	CNTY ADMIN	TOTAL REC
	FY2023	FY2023	2024	2024	2024	2024
Expenses						
PROGRAM EXPENSE	\$8,097,908	\$6,073,431	\$4,071,793	\$260,039	-	\$4,071,793
EXPENSES TOTAL	\$8,097,908	\$6,073,431	\$4,071,793	\$260,039	-	\$4,071,793
Revenues						
LOCAL REVENUES	\$0	-	\$0	-	-	\$0
REVENUES TOTAL	\$0	-	\$0	-	-	\$0
Dept. Net Local	\$8,097,908	\$6,073,431	\$4,071,793	\$260,039	\$0	\$4,071,793

7411 - PUBLIC LIBRARY

	ACTUAL	ACTUALS	MOD BUD	TARGET	REQUEST	REC OTR	TOTAL REC
	FY2022	FY2023	FY2023	2024	2024	2024	2024
Total Expenses							
PROGRAM EXPENSE	\$3,618,972	\$6,073,431	\$8,097,908	\$4,071,793	\$260,039	-	\$4,071,793
TOTAL EXPENSES TOTAL	\$3,618,972	\$6,073,431	\$8,097,908	\$4,071,793	\$260,039	-	\$4,071,793
Total Revenues							
LOCAL REVENUES	-	-	\$0	\$0	-	-	\$0
TOTAL REVENUES TOTAL	-	-	\$0	\$0	-	-	\$0
Dept. Net Local	\$3,618,972	\$6,073,431	\$8,097,908	\$4,071,793	\$260,039	\$0	\$4,071,793

TOMPKINS COUNTY PUBLIC LIBRARY - OTR

2024 Over Target Requests (OTRs)

Over Target Requests Summary

	TARGET	REQ TARGET	REQ ONETIME	REC ONETIME	TOTAL REC
	FY2024	FY2024	FY2024	FY2024	FY2024
Expenses					
Tompkins County Public Library	\$4,071,793	\$260,039	-	-	\$4,071,793
EXPENSES TOTAL	\$4,071,793	\$260,039	-	-	\$4,071,793
Revenues					
Tompkins County Public Library	\$0	-	-	-	\$0
REVENUES TOTAL	\$0	-	-	-	\$0
Revenues - Expenses	\$4,071,793	\$260,039	\$0	\$0	\$4,071,793

Department Request

7411 - Tompkins County Public Library - Sustain TCPL Improved Security Services - OTR #1
Priority 1 Continuation of Previous Years
OTR Target

If approved, this over target request

will provide funding to maintain vital security services. TCPL’s long-term goal is for this funding to become a permanent part of the maintenance of effort budget agreement with Tompkins County. Security services with AMRIC began in November 2021 and are an essential part of operations. Our guards work collaboratively with staff to create and maintain a welcoming, safe, and peaceful Library for visitors and staff. In a rapidly changing and complex world, TCPL can provide de-escalation, professional response to medical and security situations, and continuous patrols of the library interior and exterior through guard presence.

County Administrator Recommendation

Unable to recommend this year due to fiscal constraints

Functional Unit	Account Code	Line Item Description	Account Number Description	Amount
7411	54400	Target	PROGRAM EXPENSE	\$59,648
				\$59,648

Department Request

7411 - Tompkins County Public Library - Ongoing Support for Existing Operations - OTR #2 Priority 2 Maintenance of Effort Target

As an agency of Tompkins County, TCPL provides free and open access to information,

County Administrator Recommendation

Unable to recommend this year due to fiscal constraints

community services, and life enrichment to every citizen of Tompkins County. TCPL appreciates the 2% fiscal target increase (\$79,839) granted by legislators for budget year 2024, and for their prior support that enabled TCPL to restore staffing to pre-COVID levels. Given the current economic situation, and factoring in projected benefit increases, contractual labor increases, and inflationary pressures, TCPL will be unable to balance its budget and sustain current operations without additional, ongoing support.

7411-Tompkins County Public Lib-Ongoing Support for Existing

Functional Unit	Account Code	Line Item Description	Account Number Description	Amount
7411	54400	Target	PROGRAM EXPENSE	\$113,241
				\$113,241

Department Request

7411 - Tompkins County Public Library - Improve TCPL Human Resource Services - OTR #3 Priority 3 New Initiative Target

TCPL has an obligation to be a good steward of both Tompkins County resources

County Administrator Recommendation

Unable to recommend this year due to fiscal constraints

and the public's service expectations. Effective succession planning is part of our stewardship and TCPL assessed and identified the need for a dedicated Human Resources Specialist. Key Business Office staff retirement is anticipated in 2024 and this HR position will not only absorb current benefit coordination, program administration, and HR record responsibilities, but would also support improvement and expansion in the essential area of professional development. TCPL's ability to provide up-to-date information and cutting-edge services is dependent upon well-trained staff who are familiar with current trends. Additional HR support is also essential to help TCPL and Tompkins County retain talented staff and develop them throughout their careers.

Functional Unit	Account Code	Line Item Description	Account Number Description	Amount
7411	54400	Target	PROGRAM EXPENSE	\$87,150
				\$87,150

APPENDIX A

SCHEDULE OF FEES

Thank you for living Tompkins County's values.

Integrity.

We commit to honesty and uncompromising adherence to the Tompkins County Code of Ethics.



2024 Tompkins County Schedule of Fees

Department Name	Fee Name	Fee Category	2024 Fee	Notes
Airport	Airport ID - Lost	ID Badges	\$ 20.00	Replace Lost ID Badge
	Airport ID - New	ID Badges	\$ 20.00	New Airport ID Badge
	Airport ID - Renewal	ID Badges	\$ 10.00	Renewal of Airport ID Badge 10% of Gross or Minimum Annual Guaranty (MAG)
	Avis - Concession/Commission	Auto	\$ 75,500.00	Concession
	Avis - Counter Rent	Auto	\$ 984.05	per month 10% of Gross or Minimum Annual Guaranty (MAG)
	Budget - Concession/Commission	Auto	\$ 70,500.00	Concession
	Budget - Counter Rent	Auto	\$ 980.31	per month
	East Hill Flying Club	EHFC	\$ 1,635.66	per month
	Fixed Base Operator	Taughannock	\$ 8,356.00	Monthly Rental Per Gallon Fuel Commission
	Fuel Sale Commission	Taughannock	\$ 0.18	Sales Fee Based on Aircraft Landed
	General Aviation Landing Fees	Taughannock	\$ -	Weight 10% of Gross or Minimum Annual Guaranty (MAG)
	Hertz - Concession/Commission	Auto	\$ 50,000.00	Concession
	Hertz - Counter Rent	Auto	\$ 946.64	per month
	Landing Fee	Airline	\$ 6.02	per 1000 lbs. MGLW
	Long Term	Parking	\$ 4.00	2 to 3 hours
			\$ 5.00	3 to 4 hours
			\$ 6.00	4 to 5 hours
			\$ 7.00	5 to 24 hours
			\$ 35.00	Weekly Rate
	Long Term & Short Term	Parking	\$ 2.00	31 - 60 Minutes
Long Term & Short Term	Parking	\$ -	First 30 Minutes	
		\$ 3.00	61 minutes to 2 hours	
Rental Car - Car Wash Common Area	Auto	\$ 185.77	Per Month for Common Car	
Rental Car - Car Wash Facility	Auto	\$ 918.75	Per Month for Facility	
Rental Car - Consolidated Facilities Charge (CFC)	Auto	\$ 3.00	Per Transaction Day Per Month/Per Space Ready &	
Rental Car Parking Spaces	Auto	\$ 35.00	Return Lots	
Short Term	Parking	\$ 5.00	2 to 3 hours	
		\$ 7.00	3 to 4 hours	
		\$ 8.00	4 to 5 hours	
		\$ 9.00	5 to 24 hours	
		\$ 45.00	Weekly Rate	

2024 Tompkins County Schedule of Fees

Department Name	Fee Name	Fee Category	2024 Fee	Notes
				% of Gross Revenue from Terminal Advertising Sales based on contracts with vendors (Monitors, Banners, Playground, Conference Rooms, etc.)
Airport	Terminal Advertising Space	Miscellaneous Airline Rental	\$ 100.00	Average Terminal Rental Rate for Terminal Space
	Terminal Rental	Rates County T-	\$ 58.22	
	T-Hangar (Large)	Hangars County T-	\$ 372.29	per month
	T-Hangar (Small)	Hangars	\$ 307.13	per month
Assessment Department	Copies	Copies	\$ 0.25	-
	Custom Reports - per hour	Charges	\$ 100.00	-
	Imagemate Online Site	Annual Fee	\$ 400.00	-
	Imagemate User	Annual Fee	\$ 90.00	-
	Memorandum of Apportionment	Mapping Fee	\$ 30.00	-
	School Tax Printing = per parcel	Charges	\$ 1.00	-
	School Taxes - Processing	Charges	\$ 1,000.00	-
	Subdivision Mapping Fee: >9 parcels	Mapping Fee	\$ 100.00	-
	Subdivision Mapping Fee: 4-9 parcels	Mapping Fee	\$ 50.00	-
	Subdivision Mapping Fees: 1-3 Parcels	Mapping Fee	\$ 25.00	-
	Finance Department	Advertising Fee for Delinquent Taxes	Fees	\$ 10.00
Copies		Fees	\$ 1.00	-
Filing fee for November 1 listing of delinquent taxes		Fees	\$ 5.00	-
Foreclosure		Fees	\$ -	5% of assessed value
Mailing Notice for Ithaca City School District Delinquent Taxes		Fees	\$ 1.00	-
Tax Search Fee		Fees	\$ 30.00	-
Title Search Fee for Foreclosure		Fees	\$ 150.00	-
Health Department	Agricultural Fairground Operation Permit	Environmental Health - Operating Permit and Plan Review	\$ 400.00	-

2024 Tompkins County Schedule of Fees

Department Name	Fee Name	Fee Category	2024 Fee	Notes
Health Department	Campground Plan Review	Environmental Health - Operating Permit and Plan Review	\$ 200.00	Operating Permit - \$150 plus \$2.75 per unit/site First copy; subsequent copies on same visit/same record \$15 each
	Certified Copies, Birth and Death Certificates	Vital Records	\$ 30.00	
	Children's Camp Operating Permit	Environmental Health - Operating Permit and Plan Review	\$ 200.00	-
	Community Water System (Part 5, NYSSC) >+100,000 gpd	Environmental Health - Water System Operating and Plan Review	\$ 1,000.00	-
	Construction Permit - New Construction w/ Engineer Plans; no site evaluation	Environmental Health - On-Site Wastewater Treatment System and Development	\$ 325.00	-
	Construction Permit - New Construction/Conversion	Environmental Health - On-Site Wastewater Treatment System and Development	\$ 450.00	-
	Construction Permit - Permit Re-Design; New/Conversion/Replacement	Environmental Health - On-Site Wastewater Treatment System and Development	\$ 100.00	-

2024 Tompkins County Schedule of Fees

Department Name	Fee Name	Fee Category	2024 Fee	Notes
Health Department	Construction Permit - Replacement	Environmental Health - On-Site Wastewater Treatment System and Development	\$ 335.00	-
	Construction Permit - Replacement System w/ Engineer Plans; no site evaluation or TCWH referral	Environmental Health - On-Site Wastewater Treatment System and Development	\$ -	-
	Construction Permit - Septic Tank Replacement/Pump Chamber Replacement	Environmental Health - On-Site Wastewater Treatment System and Development	\$ 105.00	-
	Construction Permit - Transfer/Renewal	Environmental Health - On-Site Wastewater Treatment System and Development	\$ 80.00	Permit may be renewed 1x prior to expiration; permit transfer prior to expiration
	Construction Permit and Plan Review - Community Water System (Part 5, NYSSC) <100,000 gpd	Environmental Health - Water System Operating and Plan Review	\$ 450.00	-
Construction Permit and Plan Review - Cross-Connection Control	Environmental Health - Water System Operating and Plan Review	\$ 200.00	-	plus \$50/device

2024 Tompkins County Schedule of Fees

Department Name	Fee Name	Fee Category	2024 Fee	Notes
Health Department	Construction Permit and Plan Review - Distribution Water Main - 6" or larger <5,000'	Environmental Health - Water System Operating and Plan Review	\$ 300.00	-
	Construction Permit and Plan Review - Distribution Water Main 6" or larger >5,000'	Environmental Health - Water System Operating and Plan Review	\$ 400.00	-
	Construction Permit and Plan Review - Non-Community Water System	Environmental Health - Water System Operating and Plan Review	\$ 210.00	-
	Construction Permit and Plan Review - Other Water System Modification	Environmental Health - Water System Operating and Plan Review	\$ 160.00	May be waived at TCWH discretion
	Construction Permit and Plan Review - Water Storage Tank >500,000 gal	Environmental Health - Water System Operating and Plan Review	\$ 500.00	-
	Construction Permit Application - Application Renewal/Transfer	Environmental Health - On-Site Wastewater Treatment System and Development Environmental Health - Other Fees	\$ 80.00	Application may be renewed 1x prior to expiration; application transfer prior to expiration
	Copies	Environmental Health - Other Fees	\$ -	-

2024 Tompkins County Schedule of Fees

Department Name	Fee Name	Fee Category	2024 Fee	Notes
Health Department	Environmental Impact Statement Review	Environmental Health - Other Fees	\$ -	Where Tompkins County is lead agency, fee assessed as allowed by 6NYCRR 617.7
	Food Service Establishment Operating Permit (Additional Mobile Unit or Vending Machine)	Environmental Health - Operating Permit and Plan Review	\$ 85.00	-
	Food Service Establishment Operating Permit (High Risk)	Environmental Health - Operating Permit and Plan Review	\$ 450.00	-
	Food Service Establishment Operating Permit (Low Risk)	Environmental Health - Operating Permit and Plan Review	\$ 210.00	-
	Food Service Establishment Operating Permit (Medium Risk)	Environmental Health - Operating Permit and Plan Review	\$ 375.00	-
	Food Service Establishments Plan Review (High Risk)	Environmental Health - Operating Permit and Plan Review	\$ 210.00	-
	Food Service Establishments Plan Review (Low Risk)	Environmental Health - Operating Permit and Plan Review	\$ 150.00	-
	Food Service Establishments Plan Review (Medium Risk)	Environmental Health - Operating Permit and Plan Review	\$ 210.00	-
	Food Service Establishments Plan Review (Push Cart)	Environmental Health - Operating Permit and Plan Review	\$ 100.00	-

2024 Tompkins County Schedule of Fees

Department Name	Fee Name	Fee Category	2024 Fee	Notes
Health Department	Holding Tank or ETU Permit Renewal	Environmental Health - On-Site Wastewater Treatment System and Development	\$ 50.00	-
	Holding Tank Plan Review & Initial Permit	Environmental Health - On-Site Wastewater Treatment System and Development	\$ 160.00	-
	Late Application/Expedited Permit 7 days or less	Environmental Health - Other Fees	\$ 50.00	-
	Late Application/Water Operating System Fee	Environmental Health - Other Fees	\$ 75.00	May be waived at TCWH discretion TBD - Charge is pending contract pricing; sliding fee scale available
	Lead Screening	Environmental Health - Other Fees	\$ -	
	Mass Gathering Operating Permit (Existing Event)	Environmental Health - Operating Permit and Plan Review	\$ 4,100.00	Plus \$80 per staff/hr for incident response, if needed
	Mass Gathering Operating Permit (New event)	Environmental Health - Operating Permit and Plan Review	\$ 4,100.00	Plus \$80 per staff/hr for incident response, if needed
	Mass Gathering Plan Review (Existing events)	Environmental Health - Operating Permit and Plan Review	\$ 7,500.00	First two submissions
	Mass Gathering Plan Review (New event)	Environmental Health - Operating Permit and Plan Review	\$ 15,000.00	First two submissions

2024 Tompkins County Schedule of Fees

Department Name	Fee Name	Fee Category	2024 Fee	Notes
Health Department	Mass Gathering Plan Review (New/Existing)	Environmental Health - Operating Permit and Plan Review	\$ 3,750.00	Multiple submissions
	Mobile Home Park Operating Permit	Environmental Health - Operating Permit and Plan Review	\$ 150.00	plus \$3.50 per unit/lot
	Mobile Home Parking Plan Review	Environmental Health - Operating Permit and Plan Review	\$ 460.00	plus \$30 per unit/lot
	Nursing per hour Administrative Charge	Division for Community Health	\$ -	To be set after cost report completion
	Operating - Bottled/Bulk Haulers, Ice Plants	Environmental Health - Water System Operating and Plan Review	\$ 360.00	-
Operating - Community Water System (Groundwater)	Environmental Health - Water System Operating and Plan Review	\$ 200.00	-	
Operating - Community Water System (Surface Water)	Environmental Health - Water System Operating and Plan Review	\$ 1,800.00	-	
Operating - Non-Community Water System (with sources)	Environmental Health - Water System Operating and Plan Review	\$ 105.00	-	

2024 Tompkins County Schedule of Fees

Department Name	Fee Name	Fee Category	2024 Fee	Notes
Health Department	Other OWTS Modifications/Multiple Submissions	Environmental Health - On-Site Wastewater Treatment System and Development	\$ 160.00	-
		Plan Review - 0-499 GPD Design Rate	\$ 190.00	-
		Plan Review - 1,000-1,999 GPD	\$ 340.00	-
		Plan Review - 2,000+ GPD	\$ 540.00	-
		Plan Review - 500-999 GPD	\$ 230.00	-

2024 Tompkins County Schedule of Fees

Department Name	Fee Name	Fee Category	2024 Fee	Notes
Health Department	Preliminary Development Review	Environmental Health - Realty Subdivisions	\$ 400.00	Where soil testing is required. (Preliminary development fees are applied to the Realty Subdivision fee upon full plan submittal when submitted within 12 months.)
	Realty Subdivision Approval Renewal	Environmental Health - Realty Subdivisions	\$ 200.00	-
	Realty Subdivision Development Review	Environmental Health - Realty Subdivisions	\$ 800.00	Subtract Preliminary Development fees paid
	Realty Subdivision Development Review - add per lot with individual OWTS	Environmental Health - Realty Subdivisions	\$ 55.00	-
	Realty Subdivision Development Review - add per lot with individual water	Environmental Health - Realty Subdivisions	\$ 35.00	-
	Realty Subdivision Development Review - per lot NYS filing fee	Environmental Health - Realty Subdivisions	\$ 12.50	-
	Recreational Aquatic Facility Operating Permit - Slide and Wave Pool/Spray Park/Other Aquatic Facility	Environmental Health - Operating Permit and Plan Review	\$ 360.00	-
	Recreational Aquatic Facility Operating Permit - Swimming Pool/Bathing Beach	Environmental Health - Operating Permit and Plan Review	\$ 335.00	-
	Recreational Aquatic Facility Plan Review - Over 5,000 square feet	Environmental Health - Operating Permit and Plan Review	\$ 770.00	-

2024 Tompkins County Schedule of Fees

Department Name	Fee Name	Fee Category	2024 Fee	Notes
Health Department	Recreational Aquatic Facility Plan Review - Up to 5,000 square feet	Environmental Health - Operating Permit and Plan Review	\$ 360.00	-
	Refund Requests (within 6 months of receipt)	Environmental Health - Other Fees	\$ 25.00	-
	Temporary Food Service Establishments - Complex Menu, 1 day or multiple days; single event	Environmental Health - Operating Permit and Plan Review	\$ 150.00	-
	Temporary Food Service Establishments - Simple Menu, 1 day event	Environmental Health - Operating Permit and Plan Review	\$ 65.00	-
	Temporary Food Service Establishments - Simple Menu, multiple, consecutive or non-consecutive days (up to 8 days in 120 days)	Environmental Health - Operating Permit and Plan Review	\$ 100.00	-
	Temporary Permit Late Fees - Expedited processing (received less than 2 weeks, more than 3 days)	Environmental Health - Other Fees	\$ 25.00	-
	Temporary Permit Late Fees - Rush processing (received 3 days or less before the event)	Environmental Health - Operating Permit and Plan Review	\$ 25.00	-
	Temporary Residence Operating Permit	Environmental Health - Operating Permit and Plan Review	\$ 175.00	plus \$3.50 per unit/site
	Temporary Residence/Campground Operating Permit	Environmental Health - Operating Permit and Plan Review	\$ 150.00	plus \$2.75 per unit/site
	Tuberculosis Screening (PPD/Mantoux)	Community Health	\$ 37.54	Pending actual costs; sliding fee scale available

2024 Tompkins County Schedule of Fees

Department Name	Fee Name	Fee Category	2024 Fee	Notes	
Health Department	Vaccinations (Adult Hep A)	Division for Community Health	\$ 82.15	Charge may adjust pending vaccine cost; sliding fee scale available	
	Vaccinations (Hepatitis B)	Division for Community Health	\$ 85.65	Charge may adjust pending vaccine cost; sliding fee scale available	
	Vaccinations (Influenza)	Division for Community Health	\$ 35.00	Charge may adjust pending vaccine cost; sliding fee scale available	
	Vaccinations (MMR)	Fees	\$ 114.96	Charge may adjust pending vaccine cost; sliding fee scale available	
	Vaccinations (Rabies Post Exposure)	Fees	\$ 310.71	Charge may adjust pending vaccine cost; sliding fee scale available	
	Vaccinations (Tdap)	Fees	\$ 31.39	Charge may adjust pending vaccine cost; sliding fee scale available	
	Vaccinations (Tetanus/Diphtheria (Td))	Division for Community Health	\$ 72.33	Charge may adjust pending vaccine cost; sliding fee scale available	
	Vaccinations (Vaccine Administration Fee Adult, set by Federal Government)	Division for Community Health	\$ 40.00	Sliding fee scale available	
	Vaccinations (Vaccine for Children Administration Fee, set by Federal Government)	Division for Community Health	\$ 25.10	Sliding fee scale available	
	Waiver from NYS Appendix 75-A (OWTS)	Environmental Health - Other Fees	\$ 75.00	Unless due to TCWH referral	
	Waiver/Variance Request	Environmental Health - Other Fees	\$ 75.00	Requiring Board of Health action	
	Mental Health Department	Alc and/or drug screening or intervention	Fees	\$ 57.18	Completed by qualified clinician
		Complex Care Management	Fees	\$ 22.01	5 minute follow up within 14 days of order
Crisis - Complex		Fees	\$ 550.59	1 hour crisis visit with two clinicians	
Crisis - Per Diem		Fees	\$ 1,321.43	3 hours with two clinicians	
Crisis 15 min/unit		Fees	\$ 91.25	-	
Family Therapy		Fees	\$ 283.17	One hour visit with client and family	
Family Therapy w/o patient		Fees	\$ 141.57	30 minute visit with family only	

2024 Tompkins County Schedule of Fees

Department Name	Fee Name	Fee Category	2024 Fee	Notes
Mental Health Department	Full Psychotherapy	Fees	\$ 188.77	45 minute session - completed by either a Social Worker or a Registered Nurse
	Group Therapy (not family)	Fees	\$ 73.16	-
	Health monitoring 15 minutes	Fees	\$ 57.03	-
	Health monitoring 30 minutes	Fees	\$ 70.79	-
	Health monitoring 45 minutes	Fees	\$ 102.24	-
	Intake Assessment	Fees	\$ 235.97	-
	Intake Assessment w/ Medical Services	Fees	\$ 235.97	45 minute assessment completed by Psychiatrist or NP
	Medication Administration with monitoring and education	Fees	\$ 94.40	Completed by Registered Nurse
	Medication Management Visit	Fees	\$ 151.02	Completed by Psychiatrist
	PROS Clinical Treatment add-on	Fees	\$ 325.74	-
	PROS Community Rehabilitation Services 13-27 hours	Fees	\$ 645.02	Tier rates is dependent on the number of hours of service received per month
	PROS Community Rehabilitation Services 2-12 hours	Fees	\$ 274.42	Tier rates is dependent on the number of hours of service received per month
	PROS Community Rehabilitation Services 28-43 hours	Fees	\$ 920.72	Tier rates is dependent on the number of hours of service received per month
	PROS Community Rehabilitation Services 44-60	Fees	\$ 1,007.95	Tier rates is dependent on the number of hours of service received per month
	PROS Community Rehabilitation Services 61+ hours	Fees	\$ 1,164.38	Tier rates is dependent on the number of hours of service received per month
PROS Integrated Rehabilitation	Fees	\$ 591.91	-	
PROS Ongoing Rehabilitation and Support	Fees	\$ 507.56	-	

2024 Tompkins County Schedule of Fees

Department Name	Fee Name	Fee Category	2024 Fee	Notes	
Mental Health	PROS Preadmission	Fees	\$ 179.54	-	
	Psychiatric Assessment	Fees	\$ 151.02	30 or 45 minute session - Psychiatrist	
	Psychotherapy Add-on		Fees	\$ 75.31	30 minutes completed by Psychiatrist or NP
				\$ 117.15	45 minutes completed by Psychiatrist or NP
	Psychotherapy Session	Fees	\$ 141.57	30 minute session - completed by either a Social Worker or a Registered Nurse	
	Smoking Cessation Session	Fees	\$ 28.90	3-15 minutes - completed by RN, MD, or NP	
Planning and Sustainability, Department of	Copies	Copies	\$ 0.25	per page	
	Planning services - available only to municipalities	Circuit Rider	\$ 26.00	per hour	
Probation and Community Justice	Bad Check Charge	Fees	\$ 15.00	per check	
	Copies	Copies	\$ 0.25	per page	
	Drug Testing	Fees	\$ 7.00	per test	
	DWI Fees	Fees	\$ 30.00	sliding scale fee - charged per month	
	Surcharge	Fees	(blank)	5% surcharge on criminal court restitution paid through Probation	
Recycling and Materials Management, Department of	Commercial 1st Permit	Permits	\$ 50.00	Comm 1st Permit	
	Commercial 2nd Permit	Permits	\$ 30.00	Commercial Additional Permits	
	Commercial Recycling (per ton)	Disposal Fee	\$ 60.00	Commercial Recycling: per ton	
	Compost Base	Other	\$ 27.00	Compost Bin Base	
	Compost Bin	Other	\$ 68.00	Compost Bin	
	Compost Turner	Other	\$ 16.00	Compost Bin Turner	
	Coupons (MSW): Car	Other	\$ 10.00	Car MSW Coupons	
	Coupons (MSW): SUV	Other	\$ 15.00	MSW Coupon: SUV/minivan/wagon	

2024 Tompkins County Schedule of Fees

Department Name	Fee Name	Fee Category	2024 Fee	Notes
Recycling and Materials	Disposal Fee (flat rate): Tier #1	Disposal Fee	\$ 15.00	Disposal Fee: Tier #1
	Disposal Fee (flat rate): Tier #2	Disposal Fee	\$ 30.00	Disposal Fee: Tier #2
	Disposal Fee (flat rate): Tier #3	Disposal Fee	\$ 45.00	Disposal Fee: Tier #3
	Disposal Fee (MSW) per Ton	Disposal Fee	\$ 96.00	MSW Disposal Fee per ton
	Food Scrap Transport Container	Other	\$ 13.00	FS Transport Container
	Freon	Other	\$ 20.00	Freon per unit
	Hauler License Fee	Permits	\$ 100.00	Hauler Lic Application
	Hauler License: additional vehicles	Permits	\$ 25.00	Hauler License: per additional vehicle
	Illegal Dumping Fine	Other	\$ 50.00	minimum
	Punchards (MSW)	Other	\$ 15.00	Punchcard: 5 punches
	Recycling Bin (24 gallon)	Other	\$ 14.00	Rec Bin (24 gal)
	Recycling Bin: Apartment	Other	\$ 8.00	Apartment Style Rec Bin
	Recycling Bins (18 gallon)	Other	\$ 11.00	Rec bin: 18 gal
	Residential Permit	Permits	\$ 30.00	Residential Permit
	SWAF: Aged/Health	Annual Fee	\$ 3.15	SWAAH per square foot/unit
	SWAF: Apartments	Annual Fee	\$ 85.00	SWAPT: per unit
	SWAF: Colleges	Annual Fee	\$ 475,000.00	SWAF Colleges
	SWAF: Other	Annual Fee	\$ 6.30	SWOTR: per sq.ft./unit
	SWAF: Rec & Warehse	Annual Fee	\$ 3.15	SWRNW
	SWAF: Residential	Annual Fee	\$ 85.00	SWRES: per unit
	SWAF: Seasonal	Annual Fee	\$ 42.50	SWSEA: per unit
	Temporary Permit (30 days)	Permits	\$ 15.00	Temporary Permit (30 days)
	Tire Disposal (per tire)	Disposal Fee	\$ 4.00	Tire Disposal (per tire)
	Tire Disposal (per ton)	Disposal Fee	\$ 300.00	Tire Disposal per ton
Uncovered Load (1st offense)	Other	\$ 10.00	Uncovered Load: 1st Offense	
Uncovered Load (3rd Offense)	Other	\$ 40.00	Uncovered Load 3rd Offense	
Uncovered Load: (2nd Offense)	Other	\$ 20.00	Uncovered Load 2nd Offense	
Yard Waste Coupon	Other	\$ 8.00	Yard Waste Coupon	
Yard Waste per ton	Disposal Fee	\$ 90.00	Yard Waste per ton (\$15 minimum)	
Yard Waste Punchcard	Other	\$ 12.00	Yard Waste Punchcard (6 punches)	
Sheriff's Office	"3 day" or "30 day" notices (Three Copies per Party)	Eviction	\$ 17.00	plus mileage
	Additional levy, each	Attachment	\$ 57.00	-

2024 Tompkins County Schedule of Fees

Department Name	Fee Name	Fee Category	2024 Fee	Notes
Sheriff's Office	Amendment	Miscellaneous	\$ 3.00	-
	Arrest One Person - If Committed (with Subsequent Discharge)	Civil Arrest	\$ 20.00	additional
	Arrest One Person (Original and two Copies)	Civil Arrest	\$ 57.00	-
	Background Checks Both Stages (Original & 5 Copies)	Miscellaneous	\$ 10.00	-
		Income Execution	\$ 86.00	-
	Copies	Miscellaneous	\$ 0.25	per page
	Dealer Permit	Miscellaneous	\$ 10.00	-
	Duplicate	Miscellaneous	\$ 5.00	-
	Each Additional Eviction/Removal (Original & 4 Copies per Party)	Order of Seizure	\$ 57.00	-
		Eviction Order of	\$ 107.00	plus mileage
	Execute Against One Party	Seizure	\$ 137.00	-
	Execute and levy	Attachment	\$ 72.00	-
	Fingerprint Fee First Stage Only (Original & 5 Copies)	Miscellaneous	\$ 10.00	per card
		Income Execution	\$ 49.00	-
	If Summons to be Served	Attachment	\$ 17.00	per party
		Order of Seizure	\$ 17.00	per party
	New Pistol Permit Fee Notice of petition & petition (Three Copies per Party)	Miscellaneous	\$ 10.00	-
		Eviction Property	\$ 62.00	plus mileage
	Notice to Judgement Debtor Order for Possession or Writ of Assistance (Original & 4 Copies per Party)	Execution	\$ 62.00	-
		Eviction Orders	\$ 107.00	plus mileage
Orders (Citations) & Mandates (3 Copies per Party)	(Citations) & Mandates	\$ 47.00	plus mileage	
Personal Property (Original & 5 Copies)	Execution	\$ 85.00	plus mileage	

2024 Tompkins County Schedule of Fees

Department Name	Fee Name	Fee Category	2024 Fee	Notes	
Sheriff's Office	Picture Fee for Pistol Permit	Miscellaneous	\$ 3.00	-	
	Picture for Duplicate	Miscellaneous	\$ 3.00	-	
	Pistol Application	Miscellaneous	\$ 1.00	-	
	Real Property (Original & 5 Copies)	Execution Property		\$ 95.00	plus mileage
		Execution Realty Deeds		\$ 70.00	plus mileage
	Realty Deeds Pursuant to Court Order	Pursuant to Court Order Realty Deeds		\$ 67.00	-
	Realty Deeds Pursuant to Court Order (Each Additional Deed) Second Stage Only (Original & 5 Copies)	Pursuant to Court Order		\$ 22.00	-
		Income Execution		\$ 47.00	-
	Serve defendant, each	Attachment Income		\$ 17.00	-
	Serve on Debtor Only (Original & 3 Copies)	Execution for Support Income		\$ 32.00	plus mileage
	Serve on Employer Only (Original & 3 Copies)	Execution for Support		\$ 32.00	plus mileage
	Sheriff's Identification Straight/Demand (Original & 5 Copies)	Miscellaneous Property		\$ 15.00	-
		Execution		\$ 100.00	plus mileage
	Summons (with or without a complaint), or Subpoena (4 Copies per party)	Civil Process		\$ 17.00	plus mileage
	Third Party - Financial Institution (Original & 5 Copies)	Property Execution		\$ 100.00	plus mileage
Property Execution			\$ 40.00	plus mileage	
Social Services Department	Attorney Fee	Fees	\$ 75.00	-	
	Child Support Parent Fee	Annual Fee	\$ 35.00	-	
	Client Support Parent Fee	Annual Fee	\$ 35.00	-	

APPENDIX B

CONTRACT LIST

Thank you for living Tompkins County's values.

Accountability.

We hold the organization and each other responsible for decisions that affect the public and our employees in pursuit of excellence.



Tompkins County Contracts by Department

2024 Operating Budget

2024 Contracts by Department

Department Name	Vendor Name	Description	Contract Amount
Airport			\$704,888
	TBD	Pump Testing	\$650
	West Fire Systems	CFR/Terminal Fire Alarm & Security System	\$5,000
	Harob/Hurst	Extrication Tool Service	\$3,000
	TBD	Terminal HVAC	\$50,000
	Monroe Extinguisher Service	Fire Extinguisher Service/Maintenance	\$1,500
	Northland Capital Equipment Finance	GPS Software for Airfield	\$10,500
	Overhead Door of Cortland	Door Repair/Maintenance/Service	\$3,000
	PASCO	HVAC Controls	\$6,500
	Popular Point	Interior Landscaping	\$4,000
	Energetix	Drug & Alcohol Testing	\$500
	First Due	Hose Testing	\$1,500
	Firstlight	Terminal Wi-Fi	\$6,036
	Functional Communications	Terminal Music & Announcements	\$2,700
	GottaDo	Glycol Hauling	\$17,000
	Grease Busters	Cleaning of Grill in Terminal Cafe'	\$1,800
	GreenScene	Exterior Landscaping	\$54,587
	GreenScene	Winter Maintenance of Culligan Drive	\$15,000
	Alpine Systems	MUFIDS Maintenance/Service	\$7,000
	Ames Laundry	Cleaning of Shop Rags & Rugs	\$2,500
	Casella	Trash/Recycling Removal	\$7,500
	TBD	Cleaning Contract (Terminal/Customs/CFR)	\$178,920
	Culligan	Water Softener Service	\$1,000
	David Brown Refrigeration	Maintain Refrigeration Equipment in Terminal	\$1,000
	Duval	Scott Pak Inspection Test	\$1,500
	C&S Companies	SPDES/Water Sampling Contract	\$58,000
	C&S Companies	Q-Ware Maintenance Program	\$3,200
	C&S Companies	Title VI Program Development	\$10,495
	Empire Aviation Solutions (EAS)	Air Service Development Consultant	\$62,000
	Ricondo & Associates	Airline Rates & Charges	\$20,000
	Record USA	Exit Lane Maintenance	\$13,000
	Safety Kleen	Terminal & CFR Oil Water Separator Service	\$7,500
	Schuler Haas	Misc. Electrical Work	\$5,000

Department Name	Vendor Name	Description	Contract Amount
	Securitas	Overnight Terminal Security	\$110,000
	Spectrum	Wireless Internet	\$6,000
	ABridge	Jet Bridge Service/Maintenance Agreement	\$15,000
	Air Temp	CFR Heating & Air Conditioning	\$2,000
	Tradewinds	TRACR Aim System	\$10,000
Assessment Department			\$12,171
	SDG	Service	\$6,600
	NYSORPTS	RPS Fee	\$2,100
	ESRI	GIS Licenses	\$3,471
Board of Elections			\$30,000
	Lake Country Moving & Storage	Moving Voting Machine	\$30,000
County Administration			\$314,090
	BCSP	Board of Certified Safety Professionals	\$275
	City of Ithaca	Develop Comprehensive Community Healing Plan *RPS*	\$5,100
	City of Ithaca	Officer Wellness Program Development *RPS*	\$85,200
	Discover eGov (Catalog & Commerce)	1/2 Maint. of Electronic Contracts/RFP/Bids Module	\$6,000
	Diversified	Maintenance and repair of Legislature Chambers A.V. System	\$5,000
	Ethics Unlimited, LLC. (dba Verify Contract for Exclusion Screening)	Ethics Unlimited, LLC. (dba Verify Contract for Exclusion Screening)	\$1,320
	Family & Children's Svcs of Ithaca	County Share of Downtown Community Outreach Worker Program	\$65,000
	Language Line Svcs & Empire Translation Services (variable amounts)	Language Line Svcs & Empire Translation Services (variable amounts)	\$20,000
	Time Warner Cable	Broadband Internet & Cable TV Svc. for Legislature Broadcast	\$3,000
	County Historian	County Historian Stipend	\$10,000
	Momentive (Formerly SurveyMonkey Enterprise)	SurveyMonkey Enterprise Subscription	\$7,000
	OpenGov	Budget Software	\$100,000
	Survey Monkey	License	\$6,000
	ASSP	American Society of Safety Professionals	\$195
County Clerk			\$164,600
	Tyler	Tyler Support SAAS	\$75,000
	First Light	yearly rental of bunker at Seneca Army Depot	\$9,600
	ICC	Laserfiche Support	\$80,000
County Office for the Aging			\$1,374,999
	Home Instead Senior Care (Ithaca)	Home Care (Personal Care Level One) services for individuals 60 and over	\$24,929
	StaffKings Health Care	Home Care services for individuals 60 and over (PCA level one and PCA level two)	\$5,258
	CareGivers	Respite services for individuals who are providing caregiving services to another individual diagnosed with some form of dementia	\$1,000
	Finger Lakes Independence Center	Respite services for individuals who are caregiving for an individual diagnosed with some form of dementia	\$16,820
	CareGivers	Respite services for individuals who are providing caregiving services to another individual who has at least two limitations on activities of daily living	\$1,632
	Finger Lakes Independence Center	Consumer Directed respite services for individual caregivers who are caring for another individual who has limitations on at least activities of daily living	\$15,383
	StaffKings Healthcare	Respite services for individuals who are providing caregiving services to another individual who has at least two limitations on activities of daily living	\$526
	Foodnet	Home Delivered Meals and Congregate Meals funded through the Nutrition Services Incentives Program	\$113,900

Department Name	Vendor Name	Description	Contract Amount
	Lifelong	Provides Information, outreach, and public information concerning health insurance options.	\$12,151
	Lifelong	Health Insurance information, assistance, and counseling for individuals 60 and over	\$16,910
	Lifelong	Aging Mastery Program for individuals 60 and over	\$5,005
	INHS	Provision of materials for home repair services	\$26,525
	Human Services Coalition of Tompkins County	Expenses related to hosting of the meetings for Long Term Committee for Tompkins County	\$5,000
	INHS	Home Repair services for individuals 60 and over	\$31,192
	Legal Assistance of Western New York	Legal Services for client age 60 and over	\$5,259
	Lifelong	Quarterly Senior Circle Newsletter	\$15,988
	Foodnet	Home Delivered Meals, Nutrition Counseling, Nutrition Education mainly through the state-funded Wellness in Nutrition Program	\$276,084
	Foodnet	Congregate Meals, Home Delivered Meals, Nutrition Counseling, Nutrition Education being funded out of Title III-C-1 and Title III-C-2 federal funding	\$458,539
	Foodnet	Funds Case Manager, Home Delivered Meals, Nutrition Counseling, and Nutrition Education	\$89,821
	Lifelong	Funds Lifelong's Mosaic Program	\$9,603
	Finger Lakes Independence Center	Registry for those seeking in home services	\$10,753
	CareGivers	Home Care services for individuals 60 and over (PCA level one and PCA level two)	\$55,211
	Finger Lakes Independence Center	Consumer-Directed home care services	\$159,106
	Home Instead Senior Care (Auburn)	Home Care (Personal Care Level One) services for individuals 60 and over	\$18,404
Emergency Response Department			\$1,171,180
	Motorola Solutions	Annual Maintenance	\$655,120
	Motorola (Spillman/Flex)	Annual Maintenance	\$175,000
	Priority Dispatch	ProQA, AQUA, Corti License Renewals	\$20,000
	AK Associates	Rapid SOS	\$350
	Brite	NetMotion License Maintenance	\$54,000
	EPS (Stark Tech)	Tower Generator Maintenance	\$10,250
	United Radio	Annual Paging System Maintenance	\$31,000
	United Power Systems	Remedial Preventative Maintenance	\$4,000
	Sweeney's Pest Control	Tower Pest Control	\$10,260
	Crosby Brownlie	Tower Generator Maintenance	\$7,000
	GoDaddy	TompkinsReady (3 year)	\$70
	Emergency Services Marketing	IAmResponding	\$9,200
	Motorola (Vesta)	Maintenance (911 phones)	\$41,000
	GoDaddy	Spillman/Flex Certificate (ITS)	\$300
	Rave	SIREN Mass Notification	\$19,000
	FirstLight	WIFI	\$3,700
	Spectrum	Cable	\$1,020
	Verizon	ANI/ALI	\$30,000
	West Safety Solutions	Text-2-911	\$5,700
	Locution	Start on System Acceptance	\$14,000
	Motorola (Spillman/Flex)	Interface with Locution	\$1,000
	Brite	NetMotion License Maintenance	\$45,000
	GoDaddy	TompkinsReady (3 year)	\$210
	Priority Dispatch	ProQA, AQUA, Corti License Renewals	\$19,000
	Interaction Insight Corp.	Platinum Support (Eventide Logging Recorder)	\$15,000
Health Department			\$6,679,652
	TC SPCA	Rabies Program	\$11,398
	Hearing Officer, Jonathan Wood	Hearings	\$5,170

Department Name	Vendor Name	Description	Contract Amount
	Accela	Software Maintenance	\$31,500
	sCube	Support, Automation of Processes	\$15,000
	Early Intervention Service Providers	Early Intervention Services	\$500,000
	iCentral	EHR Software Maintenance	\$34,188
	Perkins Funeral Home	ME Removals	\$61,750
	Lour Lady of Lourdes/Twin Tier Pathology	Autopsies/Forensic Labs	\$45,000
	Cayuga Medical Center	Facility Use/Labs/Radiology	\$50,050
	Excelsior Pathology	Medical Examiner Services	\$205,000
	Cayuga Medical Center	Radiology, Rabies Rx, Lab, etc.	\$53,390
	CDD Lab/Cayuga Medical Center	STD Lab Services	\$32,000
	Planned Parenthood	STD Clinic Services	\$68,000
	McCarthy & Conlon	Indirect Cost Report	\$9,500
	Cayuga Medical Associates	TB MD	\$7,900
	Finger Lakes Business Services	Answering Service	\$15,000
	BioServ	Medical Waste Disposal	\$520
	TBD	Medical Records Review	\$800
	Ecotesting, Cayuga Medical Center	Lead Testing	\$4,186
	TenEleven	EHR Software Maintenance	\$13,200
	TBD	Enhanced Peer Counselors	\$27,950
	Birmie Bus	Transportation of Preschool Special Ed	\$842,000
	Pre-school Service Providers	Pre-school Services	\$4,600,000
	Community Science Institute	Water labs, water quality monitoring, HABS monitoring	\$46,150
Human Resources, Department of			\$80,000
	Catalog and Commerce (egov)	Maintenance fee for our Civil Service/applicant system	\$6,500
	Paragon Compliance	ACA Services	\$13,500
	Roemer Wallens Gold & Mineaux	Retainer for Legal services	\$60,000
ITTC			\$8,000
	Caliper Corporation	Travel Demand Model software, updates, technical support	\$2,000
	Tom Mank	On-call support & training of data analysis, travel demand modeling, Census data updates & analysis and reports, SS4A grant implementation technical support.	\$6,000
Information Technology Services			\$513,007
	Cyber Defense Institute	Security Audit	\$4,250
	UKG/Kronos	UKG Ready SaaS: Payroll, Time/Attendance, HR, ACA, Accruals	\$135,582
	AT&T	MiFi service	\$870
	Arin	ISP Redundancy Registration - BGP	\$150
	All-Mode	Mitel Software & System Maintenance	\$23,245
	FirstLight	Cisco Duo	\$800
	SHI	Varonis Software Maintenance	\$11,000
	FirstLight	KnowBe4 Security Awareness and Training Software and Maintenance	\$7,803
	FirstLight	Network Professional Service Contract	\$18,105
	ESRI	GIS Software Maintenance Enterprise	\$56,700
	Dell	Microsoft Office 365 Enterprise Agreement	\$121,000
	Discover eGov	County Website Support & Maintenance	\$13,600
	Vertiv	UPS Maintenance - Annex C Datacenter	\$4,600
	VertiGIS	GIS Online Software Maintenance	\$12,950
	Spectrum	Internet to the Office of Human Rights	\$1,176
	Spectrum	Secondary ISP	\$14,388
	SHI	Bomgar Help Desk Support	\$8,500
	Pictometry/Eagleview	Connect Cloud-based Enterprise Application	\$2,400
	Network Solutions	Domain Renewal (Tompkins-co.org)	\$185

Department Name	Vendor Name	Description	Contract Amount
	Lynx	Professional Services Contract - Server & Data Storage	\$15,000
	Cleverbridge	Lansweeper Work Order and Asset Management Software	\$3,680
	Help Systems	Intermapper Software Maintenance	\$1,500
	Go Daddy	Security Certificate Renewals	\$400
	Geo-Comm	Addressing Program	\$3,800
	FirstLight	Public WIFI services	\$10,365
	FirstLight	Dark Fiber & Primary ISP	\$33,123
	Dot.GOV Registration	Domain Renewal	\$400
	Lynx	Software Maintenance	\$7,435
Legislature & Clerk of the Legislature			\$22,451
	Granicus	Software Maintenance	\$22,451
Mental Health Department			\$7,285,892
	BioServ	Medical Waste Disposal	\$500
	Joshua Rackley	730 Evals	\$8,500
	Auguste Duplan	Child Psychiatry Services	\$80,000
	Premier Metropolitan Polygraph	Polygraph Testing	\$7,150
	Catholic Charities	Service Provider	\$35,528
	Alcohol & Drug Council	Service Provider	\$1,014,773
	Ithaca Youth Bureau	Service Provider	\$130,614
	St. John's Community Services	Service Provider	\$51,953
	Challenge Industries	Service Provider	\$372,593
	Ithaca Alpha House	Service Provider	\$1,302,268
	Lakeview Health Service	Service Provider	\$1,715,045
	Family & Children's Service	Service Provider	\$303,857
	Franziska Racker Center	Service Provider	\$920,506
	Mental Health Association	Service Provider	\$467,281
	Suicide Prevention	Service Provider	\$211,304
	BOCES	Service Provider	\$109,699
	TenEleven	EHR Software Maintenance	\$69,132
	IMA	Software subscription & support	\$8,640
	Reminderly	Appointment reminder service	\$4,860
	UNITY HOUSE	Service Provider	\$465,689
	Insero & Co.	Auditor	\$6,000
Planning and Sustainability, Department of			\$572,069
	IAED	Tourism Capital Grant Administration	\$18,000
	Cornell Cooperative Extension of Tompkins County	Community Beautification Program	\$147,524
	Tompkins County Chamber of Commerce	Collegetown Placemaking	\$20,000
	Downtown Ithaca Alliance	Downtown Ambassadors	\$47,195
	Downtown Ithaca Alliance	Festivals Program	\$40,000
	Community Arts Partnership	General Operating Support	\$48,800
	Community Arts Partnership	Public Art Grant	\$10,000
	Community Arts Partnership	Market the Arts	\$30,000
	NYS Office of Parks Recreation and historic Preservation	Snowmobile Grant	\$40,000
	various snowmobile clubs	Snowmobile trail maintenance	\$40,000
	various municipalities	Housing Affordability & Supportive Infrastructure Grant	\$20,000
	various planning consultants and data	Updating strategies for Comprehensive Plan	\$24,500
	various consultants	Grant writing assistance	\$5,500
	Taitem Engineering	Business Energy Advisors program support	\$1,500
	ECC Technologies	Broadband planning assistance	\$60,000
	Community Arts Partnership (CAP)	Poet Laureate	\$2,000
	Community Arts Partnership	ACOD Administration + Accounting	\$17,050
Probation and Community Justice			\$62,629
	Cornell Coop Extension	Financial Literacy classes for Day Reporting	\$2,921
	Cornell Coop Extension	Reentry Parenting Education	\$3,371

Department Name	Vendor Name	Description	Contract Amount
	Cornell Coop Extension	Healthy Families Relationships classes for Day Reporting	\$2,921
	Cornell Coop Extension	Education Services - 3142 - \$9641; 3160 - \$9641; 3994 - \$5784	\$25,066
	BOCES	Life Skills & education program and GED prep classes. 3142 - \$12,613; 3160 - \$12,612	\$25,225
	Alcohol & Drug Council of Tompkins County	Substance abuse education classes for Day Reporting	\$3,125
Recycling and Materials Management, Department of			\$9,150,294
	Cayuga Compost/P & S	Processing Food Scraps & Yard Waste	\$113,474
	Casella Hauling	Curbside Recycling Collection	\$2,001,839
	Casella Recycling	RSWC Operations-various programs	\$3,219,424
	New England Waste Services/Casella	RSWC Hauling & Disposal	\$3,112,220
	Greenscene Lawn & Garden	Plowing & Landscaping	\$30,540
	Paradigm Software	Weighscale Software/Maint	\$9,100
	Gotta Do/WeCare	Leachate Hauling	\$94,735
	Clean Harbors	Hazardous Waste Handling	\$106,518
	West Group Law PLLC	Legal Services-various programs	\$25,000
	Flourish Design	Design Work-various programs	\$13,160
	Barton & Loguidice	Engineering Services-various programs	\$67,187
	CCE/Cornell Cooperative Extension	Onsite composting assistance, Food System Plan implementation	\$82,500
	Finger Lakes Reuse		\$190,000
	Routeware/ReCollect Systems	Website waste wizard & collection calendar	\$9,000
	TBD	Food Scrap Drop Spot Attendants	\$63,237
	ProShred Security	Cty Dept paper shredding	\$12,360
Sheriff's Office			\$305,786
	OASAS Grant	CARS Contract	\$9,500
	Axon	Body Camera/Taser Replacement Schedule	\$82,980
	Guardian Alliance Technologies	CID Platform	\$2,000
	Kronos/Workforce	Time Management System	\$5,292
	LexisNexis	Investigations/Records Searches	\$1,800
	Linstar	ID Machine	\$1,390
	OffenderWatch	Sex Offender Watch Program	\$8,480
	Ricoh	Copier Lease	\$2,000
	Ricoh	Copier Lease	\$2,000
	BlackCreek	Sallyport Software Maintenance	\$38,035
	BlackCreek	Sallyport Level One Service Plan	\$21,308
	Kronos/Workforce	Time Management System	\$5,292
	PowerDMS	Accreditation Database	\$9,763
	Thomson Reuters	Tablet Contract	\$3,543
	Marshall Trabout	Doctor's Contract	\$80,328
	Biometrics4All, Inc.	Road Patrol Livescan Service	\$1,811
	Biometrics4All, Inc.	Jail Livescan Service	\$1,811
	Tyler Technologies	Civil Serve Program	\$8,453
	OASAS Grant	REACH Contract	\$20,000
Social Services Department			\$5,614,195
	Thomas Herden	Consulting Services	\$17,000
	AMRIC	Armed Services	\$185,640
	Various	"Qualified Individual" assessments - MA portion	\$7,500
	St John's Community Services	Homeless Outreach, Prevention, Friendship Ctr	\$1,415,490
	St. John's Community Services	Code Blue	\$133,873
	Child Development Council	COPS-Expanded Family Support Services	\$291,236
	Cornell Cooperative Extension	COPS-Parenting Education	\$44,020
	The Advocacy Center	COPS-Preventive Youth Services	\$56,622
	Tompkins Community Action	COPS-Primary School Family Support	\$90,039

Department Name	Vendor Name	Description	Contract Amount
	Cayuga Home for Children	Respite Bed	\$128,100
	Human Services Coalition	STHEP	\$10,000
	The Learning Web	STHEP-Homeless Youth Outreach	\$90,024
	Tompkins Community Action	Supporting Strong Families	\$61,475
	The Learning Web	Supporting Strong Families	\$61,475
	Tompkins Cortland Community College	Continuing Education for Staff	\$61,000
	Ricoh	Copier	\$4,761
	Catholic Charities of Tompkins/Tioga	Samaritan Center	\$39,259
	United Way of Central NY	HMIS-ongoing charges	\$940
	United Way of Central NY	HMIS-annual licenses	\$240
	Catholic Charities of Tompkins/Tioga	Fatherhood Initiative	\$28,000
	Child Development Council	Day Care Providers Recruit, Train, Develop	\$87,604
	Child Development Council	In-Home Day Care Quality Improvement	\$43,382
	Tompkins County Probation	.5 FTE SWAP crew supervisor	\$44,673
	Tompkins County Whole Health	LEIA	\$297,666
	Dr. Klepack	Local Prof Director	\$2,731
	Tompkins County Office for the Aging	HEAP Outreach	\$33,644
	The Advocacy Center	Knowledge is Power	\$26,250
	Child Development Council	"Day Care Registration, Inspection, and Complaint Investigation"	\$118,796
	Catholic Charities of Tompkins/Tioga	Community Connections	\$41,000
	Cornell Cooperative Extension	Facilitated Parenting	\$29,400
	Cornell Cooperative Extension	Strengthening Families	\$34,650
	Family and Children's Services	Dispositional Alternatives Program	\$263,321
	Liberty Resources	Clinical Mental Health Services	\$100,432
	Liberty Resources	Multi-Systemic Therapy	\$268,721
	Racker	Family Resolutions	\$21,630
	Tompkins Whole Health	Safe Care	\$45,832
	William George Agency	Therapeutic Day Treatment and Respite	\$494,934
	Youth Advocacy Program	Youth Advocacy Program	\$619,137
	Various	Psychological Eval & Therapy	\$25,000
	Various	Transport-Non-Medical	\$35,000
	The Advocacy Center	After Hours Shelter Staffing	\$18,346
	The Advocacy Center	Nonres DV services	\$67,626
	Foodnet	Home-delivered Meals	\$52,500
	Various	Miscellaneous AP/DV	\$24,150
	Various	Homemaker Services	\$10,500
	The Learning Web	Life Skills	\$68,076
	Various	"Qualified Individual" assessments - services portion	\$12,500
Veterans Service Agency			\$2,994
	Adobe Pro	Annual Subscription	\$300
	VetraSpec		\$1,347
	VetraSpec	Veterans' claims management system	\$1,347
Youth Services Department			\$1,289,659
	Family & Children's Services	Open Doors	\$154,789
	Ithaca Youth Bureau	BBBS, Outings, YES, Outings	\$196,997
	Learning Web	Youth Outreach, YEP	\$200,870
	City of Ithaca	city sales tax	\$267,065
	City of Ithaca	youth services	\$34,473
	Dryden	youth services	\$45,659
	Groton	youth services	\$30,064
	Town Ithaca	youth services	\$79,122
	Town Lansing	youth services	\$24,578
	Newfield	youth services	\$13,144
	Ulysses	youth services	\$30,328
	Danby	youth services	\$3,697

Department Name	Vendor Name	Description	Contract Amount
	Cooperative Extension	youth services	\$149,859
	Enfield	youth services	\$877
	Advocacy Center	youth services, CSEC	\$10,000
	Cooperative Extension	Urban 4H Program	\$48,137


APPENDIX C

MEMBERSHIP LIST CHART OF ACCOUNTS

Thank you for living Tompkins County's values.

Respect.

We embrace a safe and inclusive culture and treat others with dignity, understanding, and compassion.



Tompkins County Memberships by Department

2024 Operating Budget

Departments/Memberships

Department	Membership	Amount
Airport		\$9,580
	Aircraft Rescue & Fire Fighting (ARFF) - Josh Nalley	\$65
	American Association of Airport Executives (AAAE) - Roxan E. Noble, Josh Nalley & Jeremy Puterbaugh	\$150
	Chemung County Chamber of Commerce - Ithaca Tompkins International Airport	\$450
	Cortland County Chamber of Commerce - Ithaca Tompkins International Airport	\$315
	Ithaca Area Economic Development (IAED) - Ithaca Tompkins International Airport	\$4,000
	New York Airport Management Association (NYAMA) - Roxan E. Noble & Josh Nalley	\$1,000
	Tompkins County Chiefs Association - Ithaca Tompkins International Airport	\$100
	US Contract Tower Association (AAAE) - Ithaca Tompkins International Airport	\$2,700
	Watkins Glen Chamber of Commerce - Ithaca Tompkins International Airport	\$250
	AAAE - Roxan E. Noble & Josh Nalley	\$550
		\$12,374
	Assessment	CrexI
NYSAA		\$1,250
IAO		\$75
IAAO		\$720
NYSACDRPTS		\$175
Ithaca Journal		\$69
Caspio		\$1,800
Co-Star		\$5,897
Assigned Counsel		\$1,060
	NYS Chief Defender's Association	\$1,060
Board of Elections		\$300
	NYS ECA - 2 commissioner	\$160
	NYS ECA - 2 deputies	\$100
	membership for other staff to attend conferences	\$40
County Administration		\$5,475
	Board of Certified Safety Professionals	\$275
	Engaging Local Gov't Leaders Network	\$500
	ESSA (Empire State Safety Association) Membership	\$50
	Government Alliance for Racial Equity	\$1,000
	Nat'l Assoc of County Administrators	\$175

Department	Membership	Amount
	NYS Association of Self-Insured Counties Membership	\$55
	NYS County Administrators Association	\$400
	SCCE (Society of Corporate Compliance and Ethics) Membership	\$325
	Tompkins County Chamber of Commerce	\$2,500
	American Society of Safety Professionals	\$195
County Attorney		\$600
	NYS Association of County Attorneys	\$600
County Clerk		\$495
County Office for the Aging		\$3,200
	2024 US Aging (Naitonal Association of Area Agencies on Aging)	\$1,722
	2024 Association on Aging New York	\$1,478
District Attorney		\$7,500
	NYPTI (NY State Prosecutors Training Institute)	\$3,750
	DAASNY (DA's Association of the State of NY)	\$3,750
Emergency Response		\$3,440
	IAEM \$199 x2	\$398
	NENA	\$150
	NFPA	\$175
	NYS 911 Coordinators Association \$25 x2	\$50
	NYS Emergency Management Association Dues \$75 x3	\$225
	NYS Fire Coordinators Association \$100 x2	\$200
	Rotary \$300 x2	\$600
	APCO Group Membership	\$1,642
Facilities		\$1,198
	International Codes Council (Gov't Member)	\$265
	International Executive Housekeepers Assoc.	\$71
	International Facilities Management Association	\$294
	NFPA (National Fire Protection Association)	\$175
	PMI (Project Management Institute)	\$149
	American Public Works Association	\$244
Finance		\$2,470
	HFMA	\$465
	IMA	\$275
	NIGP	\$250
	NYGFOA-4 memberships	\$700
	NYSAC - Treasurers & Finance Officers - 2 memberships	\$230
	SAMPO - 2 memberships	\$200
	APA	\$350
Highway Department		\$1,200
	TC Town Highway Sup'ts. Association	\$900
	NYS County Highway Sup'ts. Assoc.	\$300
Human Resources, Department of		\$1,319
	NYS Assoc. of Personnel and Civil Service Officers	\$100
	NYS Public Employer Labor Relations Association	\$215
	NYSAssociation of Self Insured Counties	\$55
	SHRM - National Organization	\$209
	Tompkins County SHRM	\$640
	Diversity Consortium	\$100
Information Technology Services		\$50
	NYSLGITDA	\$50
Ithaca Tompkins Transportation		\$1,500
	APA	\$500
	Institute of Transportation Engineers	\$300
	NY Parks & Trails	\$75
	NYS Traffic Safety Board	\$150
	Sustainable Tompkins	\$75
	AMPO	\$400
Legislature		\$15,139
	NYSAC Annual Dues - 2024 3% Increase	\$12,924


Department	Membership	Amount
	NYSACCLB Annual Dues	\$100
	NACo Annual Dues - 2024 Increase based on population increase	\$2,115
Planning and Sustainability Department		\$32,358
Probation		\$1,500
	Council of Probation Administrators annual dues for Karla Brackett	\$750
	Council of Probation Administrators annual dues for Daniel Cornell	\$750
Recycling and Materials Management		\$2,320
Sheriff's Office		\$1,400
Social Services Department		\$6,316
Transportation Planning		\$350
Veterans Service Agency		\$585
	County Veterans Service Officers Association of New York (x3)	\$180
	National Association of County Veterans Service Officers x3	\$120
	The American Legion (x3)	\$135
	Associates of Vietnam Veterans of America (x3)	\$150
Weights & Measures Department		\$125
Whole Health		\$25,059
	MEMBERSHIP DUES-CSHCN	\$1,575
	MEMBERSHIP DUES-EI	\$1,575
	Membership Dues-HPP	\$1,500
	NYS Perinatal Association	\$200
	National WIC Association & NYS WIC	\$300
	Assoc. for the Treatment & Prev. of Sexual Abuse	\$500
	American Water Works Assoc., Conf. of Env. Health Directors, National Environmental Health Assoc., American Society of Civil Engineers	\$1,025
	Integrity Partners & NYS Conference of Local MH Hygiene Directors	\$13,924
	Membership Dues	\$4,460
Workforce Development		\$4,100
	TBD	\$100
	TBD	\$250
	NYATEP - Annual Membership	\$3,750
Youth Services Department		\$300

2023 CHART OF ACCOUNTS

Thank you for living Tompkins County's values.

Respect.

We embrace a safe and inclusive culture and treat others with dignity, understanding, and compassion.



NYS/Functional Units by Department/Agency (with Mandate Class)

NYS/Functional Unit and Account titles are presented here as they appear in Tompkins County's Financial System, where, due to character limits in title fields, they are often heavily abbreviated and/or truncated.

Airport

5610 AIRPORT (Discretionary)
5615 AIRPORT CUSTOMS FACILITY (Discretionary)

Animal Control - SPCA

3520 ANIMAL CONTROL (Discretionary)

Assessment Department

1355 ASSESSMENT (Locally Mandated Responsibilities)

Assigned Counsel

1170 PLNG. & COORD.(LEG.DEF.) (Discretionary)
1171 DEFENSE OF INDIG. ATTYS. (Mandate)
1172 SCHUYLER CTY PLNG & COORD (Discretionary)

Board of Elections

1450 BOARD OF ELECTIONS (Locally Mandated Responsibilities)
1451 ELECTIONS EXPENSE (Locally Mandated Responsibilities)
1452 ELECTIONS GRANT (Locally Mandated Responsibilities)

Capital Program

9576 CONTRIB. TO CONSTRUCTION (Discretionary)
9961 CONTRIB. TO DEBT SERVICE (Other Fixed Costs)

Child Development Council

6303 CHILD DEVELOPMENT COUNCIL (Discretionary)

Contingent Fund

1990 CONTINGENT FUND (Other Fixed Costs)

Cornell Cooperative Extension

2981 COOPERATIVE EXTENSION (Discretionary)

County Administration

1230 COUNTY ADMINISTRATION (Discretionary)
1232 PERF MSMT/CRIM JUST COORD (Discretionary)
1235 OCCUPATIONAL HLTH. & SFTY. (Discretionary)
1236 WDIC (Discretionary)
1237 COMMUNITY JUSTICE CENTER (Discretionary)
1238 EQUITY AND DIVERSITY PROG (Discretionary)
1988 PUBLIC INFORMATION (Discretionary)
1989 RISK MANAGEMENT (Discretionary)

County Attorney

1420 COUNTY ATTORNEY (Discretionary)

County Clerk

1346 CENTRAL SERVICES (Locally Mandated Responsibilities)
1410 COUNTY CLERK (Locally Mandated Responsibilities)
1411 MOTOR VEHICLES (Locally Mandated Responsibilities)
1460 RECORDS MANAGEMENT (Locally Mandated Responsibilities)

County Historian

7520 COUNTY HISTORIAN (Discretionary)
7521 HISTORICAL COMMISSION (Discretionary)

County Office for the Aging

6769 FAMILIES FIRST/CARES (Discretionary)
6770 OFA CENTER OF EXCELLENCE (Discretionary)

6771 LTC OMBUDSMAN (Discretionary)
6772 TITLE III-B (Discretionary)
6773 AGING BY DESIGN (Discretionary)
6774 SNAP (Discretionary)
6775 TITLE V (Discretionary)
6776 NUTRITION FOR THE ELDERLY (Discretionary)
6777 CSEP (Discretionary)
6778 HEAP (Discretionary)
6779 CARE COMPASS (Discretionary)
6780 EISEP (Discretionary)
6781 TITLE III-E (Discretionary)
6782 CARE GIVERS TRAINING (Discretionary)
6784 CASH IN LIEU (Discretionary)
6786 ASSISTIVE TECHNOLOGY (Discretionary)
6787 PERS (Discretionary)
6788 MIPPA (Discretionary)
6789 BIP - CARE GIVERS SUPPORT (Discretionary)
6791 NEW YORK CONNECT (Discretionary)
6793 HEALTH INSURANCE COUNS. (Discretionary)
6795 TITLE III D/HEALTH PROMO. (Discretionary)
6796 WRAP (Discretionary)
6797 BALANCING INCENTIVE PROGR (Discretionary)
6798 UNMET NEEDS (OFA) (Discretionary)
6799 DIRECT CARE WORKER PROGRA (Discretionary)

Debt Service Fund

1380 FISCAL AGENT FEES (Other Fixed Costs)
9710 SERIAL BONDS (Other Fixed Costs)
9730 BAN (Other Fixed Costs)
9789 OTHER DEBT- LEASES (Other Fixed Costs)

District Attorney

1165 DISTRICT ATTORNEY (Locally Mandated Responsibilities)

Emergency Response Department

3410 FIRE & DISASTER COORD. (Discretionary)
3411 EMERGENCY COMMUNICATIONS (Other Fixed Costs)

Facilities Department

1620 BLDG. & GRND. MAINTENANCE (Discretionary)
1621 UTILITIES, TAXES, INSUR. (Other Fixed Costs)

Finance Department

1310 TREASURY (Discretionary)
1315 ACCOUNTING (Discretionary)
1345 PURCHASING (Discretionary)
1362 TAX ADVERTISING EXPENSE (Discretionary)
1364 EXP. OF TAX ACQ. PROPERTY (Discretionary)
1950 TAXES ON CO. OWN. PROP. (Discretionary)

FRINGE

9108 FRINGE BENEFITS (Other Fixed Costs)

Health Department

2960 PRESCHOOL SPECIAL EDUCATI (Mandate)
4010 PH ADMINISTRATION (Locally Mandated Responsibilities)
4011 EMERGING LEADERS IN PH (Discretionary)
4012 WOMEN, INFANTS & CHILDREN (Locally Mandated Responsibilities)
4013 OCCUPATIONAL HLTH.& SFTY. (Locally Mandated Responsibilities)
4014 MEDICAL EXAMINER (Locally Mandated Responsibilities)
4015 VITAL RECORDS (Locally Mandated Responsibilities)
4016 COMMUNITY HEALTH (Locally Mandated Responsibilities)
4017 MEDICAL EXAMINER PROGRAM (Mandate)
4018 HEALTHY NEIGHBORHOOD PROG (Discretionary)
4047 PLNG. & COORD. OF C.S.N. (Discretionary)
4048 PHYS.HANDIC.CHIL.TREATMNT (Locally Mandated Responsibilities)
4054 EARLY INTERV (BIRTH-3) (Mandate)
4090 ENVIRONMENTAL HEALTH (Locally Mandated Responsibilities)
4092 PUB HLTH COVID SCHOOL GRN (Discretionary)
4095 PUBLIC HEALTH STATE AID (Locally Mandated Responsibilities)

HF FUND

1689 BUDGETING SYSTEM (Discretionary)

HH FUND

8102 CASWELL ROAD LANDFILL (Discretionary)

Highway Department

3310 TRAFFIC CONTROL (Discretionary)
5010 COUNTY ROAD ADMIN. (Discretionary)
5110 MAINT. ROADS & BRIDGES (Discretionary)
5111 BRIDGES (Discretionary)
5142 SNOW REMOVAL COUNTY (Discretionary)

Highway Machinery

5130 HIGHWAY MACHINERY (Discretionary)

History Center in Tompkins County

7510 THE HISTORY CENTER (Other Fixed Costs)

HM FUND

4301 MENTAL HEALTH (Discretionary)

Human Resources, Department of

1430 PERSONNEL (Locally Mandated Responsibilities)
1987 INSERVICE TRAINING (Locally Mandated Responsibilities)

Human Rights, Office of

8040 HUMAN RIGHTS (Discretionary)

Human Services Coalition - Community Agencie

6305 BASIC SUBSISTENCE (Discretionary)
6315 OAR CORE SVCS. (Discretionary)

Human Services Coalition of Tompkins County

4080 HEALTH PLANNING COUNCIL (Discretionary)
6308 HSC PLANNING & COORD. (Discretionary)
6311 HSC INFO. & REFERRAL (Discretionary)

HZ FUND

5108 BROOKTONDALE RD STABILIZA (Discretionary)
5112 EAST HILL SAFETY CROSSWAL (Discretionary)
5114 BRIDGE IMPROVEMNT (Discretionary)
5317 SOUTH ST STABILIZATION (Discretionary)

5324 DODGE ROAD BRIDGE (Discretionary)
5325 ELLIS HOLLOW ROAD (Discretionary)

Information Technology Services

1680 INFORMAT. TECH. SERVICES (Discretionary)
1683 GIS (Discretionary)
1685 ITS CRIM JUST SUPPORT (Discretionary)

Insurance Reserve

9904 SELF INSURANCE RESERVE (Discretionary)

Interfund Distribution

9101 ALLOWANCE FOR NEGOTIATION (Other Fixed Costs)
9502 CONTRIBUTION TO COMM DEV (Discretionary)
9503 CONTRIBUTION TO CT FUND (Discretionary)
9505 CONTRIBUTION TO DM FUND (Discretionary)
9513 CONTRIBUTION TO CL FUND (Discretionary)
9522 CONTRIBUTION TO D FUND (Discretionary)
9525 CONTRIBUTION TO EM FUND (Discretionary)

Ithaca Area Economic Development

6420 ITHACA AREA ECON DVLPMENT (Discretionary)

Ithaca-Tompkins Co. Transportation Council

5650 RIDE SHARE (Discretionary)
5651 17/18 FTA (Discretionary)
5652 18/19 FHWA (Discretionary)
5653 18/19 FTA (Discretionary)
5654 19/20 FHWA (Discretionary)
5655 19/20 FTA (Discretionary)
5656 20/21 FHWA (Discretionary)
5657 FTA 20/21 (Discretionary)
5658 FHWA 21/22 (Discretionary)
5659 FTA 21/22 (Discretionary)
5660 22/23 FHWA (Discretionary)
5661 22/23 FTA (Discretionary)
5662 23/24 FHWA (Discretionary)
5663 23/24 FTA (Discretionary)
5680 17/18 FHWA (Discretionary)
8664 FTA 14/15 (Discretionary)
8665 14/15 FHWA (Discretionary)
8669 FTA 11/12 (Discretionary)
8672 FTA 13/14 (Discretionary)
8673 FHWA 13/14 (Discretionary)
8674 FTA 12/13 (Discretionary)
8675 FHWA 12/13 (Discretionary)
8678 2015/2016 FHWA (Discretionary)
8679 NYSERDA (Discretionary)
8681 APRIL 2015 FTA (Discretionary)
8697 2016/2017 FTA (Discretionary)
8699 2016/2017 FHWA (Discretionary)

Legislature & Clerk of the Legislature

1010 LEGISLATURE (Discretionary)
1040 CLERK, LEGISLATURE (Discretionary)
1920 MUNICIPAL DUES (Discretionary)

Memorial Celebrations

7550 CELEBRATIONS (Discretionary)

Mental Health Department

4310 M.H. ADMINISTRATION (Discretionary)
4311 MENTAL HEALTH CLINIC (Discretionary)
4312 PERSONAL RCVRY ORNTD SVCS (Discretionary)
4314 CLIENT FISCAL MGMT. (Discretionary)
4316 INTENSIVE CASE MGMT. (Discretionary)
4318 I.C.M. CHILDREN'S NEEDS (Discretionary)
4321 UNITY HOUSE (Discretionary)
4323 BOCES (Discretionary)
4324 MENTAL HEALTH ASSOC. (Discretionary)
4325 ALCOHOLISM COUNCIL (Discretionary)
4326 ITHACA YOUTH BUREAU (Discretionary)
4327 SUICIDE PREVENTION (Discretionary)
4328 EMERGENCY COMM. SHELTER (Discretionary)
4329 CHALLENGE INDUSTRIES (Discretionary)
4330 HEALTH HOME (Discretionary)
4331 ALPHA HOUSE (Discretionary)
4332 ADULT SUPPORTIVE HOUSING (Discretionary)
4333 FAMILY & CHILDREN'S SVC. (Discretionary)
4336 CATHOLIC CHARITY (Discretionary)
4390 PSYCHIATRIC EXPENSE (Mandate)
6301 FRANZISKA RACKER CENTER (Discretionary)

Outside Colleges

2490 COMM.COLL.O'SIDE COUNTY (Mandate)

Planning and Sustainability, Department of

8020 COMMUNITY PLANNING (Discretionary)
8021 CAP RESERVE - RES PROTECT (Discretionary)
8022 TOURISM PLAN & PROG DEVEL (Discretionary)
8027 GOVERNMENT PLANNING (Discretionary)
8710 COUNTY FORESTRY (Discretionary)

Probation and Community Justice

3140 PLNG. & COORD. (PROBAT.) (Locally Mandated Responsibilities)
3141 ALTERNATIVES TO INCARC. (Locally Mandated Responsibilities)
3142 PROBATION INTAKE/INVESTIG (Locally Mandated Responsibilities)
3160 ATI INITIATIVES (Discretionary)
3989 DRUG COURT SUPP GRNT - 2016 (Locally Mandated Responsibilities)
3990 DRUG COURT SUPP GRNT - 2013 (Locally Mandated Responsibilities)
3994 RE-ENTRY PROGRAM (Discretionary)
3995 CIS-NET (Locally Mandated Responsibilities)

Recycling and Materials Management, Departme

8160 SOLID WASTE DISPOSAL (Discretionary)
8163 RECYCLING (Discretionary)
8164 SOLID WASTE RECY. & COLL. (Discretionary)
8165 SOLID WASTE REDUCTION (Discretionary)
8166 OLD LANDFILLS & FACILITIES (Discretionary)
8168 SOLID WASTE ADMIN (Discretionary)
8169 HOUSEHOLD HAZARDOUS WASTE (Discretionary)
8171 ORGANICS RECYCLE & REDUCT (Discretionary)

Rural Library Services

7410 LIBRARIES (Discretionary)

Sales Tax Distribution

1985 DISTRIBUTION OF SALES TAX (Discretionary)

6901 COUNTY/CITY PROGRAM (Discretionary)

Sheriff's Office

3110 CIVIL (Locally Mandated Responsibilities)
3111 SWAT (Discretionary)
3113 LAW ENFORCEMENT (Discretionary)
4250 STOP DWI (Discretionary)

Sheriff's Office - Jail

3150 CORRECTIONS (Other Fixed Costs)
3151 MEDICAL AND BOARDING (Mandate)

Social Services Department

6010 PLNG. & COORD. (DSS) (Locally Mandated Responsibilities)
6055 DAYCARE (Mandate)
6070 PURCHASE OF SERVICES (Mandate)
6100 MEDICAID (Mandate)
6101 MEDICAL ASSISTANCE (Mandate)
6106 SPEC. NEEDS ADULT FAM. (Mandate)
6109 FAMILY ASSISTANCE (Mandate)
6119 CHILD CARE (Mandate)
6123 DELINQUENT CARE (Mandate)
6129 STATE TRAINING SCHOOLS (Mandate)
6130 LOCAL EMERGENCY (Discretionary)
6140 SAFETY NET (Mandate)
6141 FUEL CRISIS ASSIST. STATE (Mandate)
6142 EMERG. AID TO ADULTS (Mandate)

Soil & Water Conservation District

8730 SOIL & WATER CONSERVATION (Discretionary)

Tompkins Center for History & Culture

7989 TOMP CTR FOR HIST&CULTURE (Discretionary)

Tompkins Community Action

6307 TOMPKINS COMMUNITY ACTION (Discretionary)

Tompkins Consolidated Area Transit

5630 TRANSPORTATION SERVICES (Other Fixed Costs)

Tompkins Cortland Community College

2495 TOMP. CORT. COMM. COLLEGE (Other Fixed Costs)

Tompkins County Public Library

7411 PUBLIC LIBRARY (Discretionary)

Tourism Promotion

6475 ROOM TAX (Discretionary)

Transportation Planning

5631 TRANSPORTATION PLANNER (Discretionary)

Unallocated Revenues

9999 UNALLOCATED REVENUE (Unallocated Revenue)

Veterans Service Agency

6510 VETERANS SERVICE AGENCY (Locally Mandated Responsibilities)

Weights & Measures Department

3630 WEIGHTS & MEASURES (Locally Mandated Responsibilities)

Workforce Development Board

6290 WORKFORCE DEV BOARD (Discretionary)

Workforce NY Career Center

6292 EMPLOYMENT & TRAINING (Discretionary)

Youth Services Department

7020 YOUTH BUREAU (Discretionary)

7022 YOUTH PROGRAMS (Discretionary)

7026 MUNICIPAL YOUTH SERVICES (Discretionary)

Youth Services Recreation Partnership

7021 RECREATION PARTNERSHIP (Discretionary)

Accounts by Account Classification

All Other Contr. Svcs

54120 LEGAL DEFENSE ATTY FEES
 54121 OTHER CT ORDERED EXPENSES
 54406 FAMILY CT ATTY CHGG
 54411 ROAD/BRIDGE CONTRACTS
 54422 EQUIPMENT MAINTENANCE
 54423 VENDOR RENTAL
 54424 EQUIPMENT RENTAL
 54425 SERVICE CONTRACTS
 54435 AIRP FOOD SERV/CONCESS
 54491 SUBCONTRACTS
 54606 ADM & OVERHEAD
 54607 PUBLIC WORKS ADMIN
 54616 ABTD SUPPORT SERVICES
 54617 COLLECTION SUPPORT SVCS

Applied Rollover (Rev.)

41084 USE OF ROLLOVER

Automotive Equipment

52231 VEHICLES

Federal Aid

44089 OTHER FEDERAL AID V
 44145 SAMSHA
 44389 OTHER PUBLIC SAFETY AID
 44391 CNR/INMATE MEALS
 44392 AIRPORT SECURITY/TSA
 44401 FED AID PUBLIC HEALTH
 44402 WIC
 44447 PHC-CASE MANAGEMENT
 44451 MEDICAID ADMIN/FED.
 44472 PROGRAMS FOR AGING
 44489 FED AID OTHER HEALTH
 44490 FED AID MH
 44492 HOMELESS
 44495 OASAS, FEDERAL
 44589 FEDERAL AID, BRIDGES
 44592 FEDERAL AID AIRPORT
 44594 FED AID MASS TRANSIT
 44601 MEDICAL ASSISTANCE
 44609 AFDC
 44610 DSS ADM
 44611 FOOD STAMPS
 44612 DETENTION PREVENTION
 44613 HOME RELIEF
 44615 FFFS
 44619 CHILD CARE
 44623 JUVENILE DELIQUENTS
 44635 JOBS
 44640 FEDERAL SAFETY NET
 44641 HEAP
 44643 FED: FOOD ASST. PROGRAM
 44661 F&CS BLOCK GRANT
 44670 SERVICES FOR RECIPIENTS
 44689 OTHER SOCIAL SERVICES
 44700 REPAY ECON DEV LOANS

44772 OFA FEDERAL AID
 44780 FED AID WIB ADMIN STIMULU
 44782 FED AID WIA ADULT STIMULU
 44783 FED AID WIA YTH STIMULUS
 44784 FEDERAL AID WIOA - NDWG
 44788 SNAP
 44789 SUMMER FEEDING PROGRAM
 44790 FEDERAL AID JOB TRAINING
 44792 FEDERAL AID, WIA ADULT
 44793 FEDERAL AID, WIA YOUTH
 44794 FEDERAL AID, WIA DW
 44795 FEDERAL AID, TANF SUM YTH
 44796 FEDERAL AID, EMERGENCY DW
 44797 FEDERAL AID, TAA
 44820 PROGRAMS FOR YOUTH
 44910 HUD HOMEOWNERSHIP
 44959 FEDERAL AID
 44960 EMERGENCY DISASTER ASST

Fringe Benefits

58800 FRINGES
 58810 RETIREMENT
 58820 VOLUNTARY DEFINED CONTRIB
 58830 FICA
 58840 WORKERS COMP
 58850 TRANSIT PASS
 58860 HEALTH
 58861 PRESCRIPTION INS
 58865 DENTAL
 58870 UNEMPLOYMENT
 58874 IME
 58875 EAP
 58876 WELLNESS PROGRAM
 58877 EMPLOYEE RECOGNITION
 58878 FLEXIBLE BENEFITS

Highway Equipment

52233 HIGHWAY EQUIPMENT

Highway Materials

54312 HIGHWAY MATERIALS

Interfund Transf and Rev

42801 INTERFUND REVENUES
 42822 TRANSFER FROM COUNTY ROAD
 42899 INTERFUND REVENUES
 42966 TC3 PAYMENT
 42970 MENTAL HEALTH BUILDING
 42976 E 911
 45031 INTERFUND(A)
 45032 INTERFUND(CT)
 45033 INTERFUND(CL)
 45034 INTERFUND H
 45035 INTERFUND (D)
 45036 INTERFUND(CD)
 45037 INTERFUND(DM)
 45039 TASC CONTRIBUTION
 45710 BONDS

Interfund Transf and Rev

45730 BANS
 45731 BANS REDEEMED FROM APPROP
 45785 INSTAL PURCHASE DEBT
 45791 04 REFUND BONDS ESCROW

Local Revenues

41001 REAL PROPERTY TAXES
 41051 GAIN FROM SALE TAX PROP
 41081 PYMTS IN LIEU TAXES
 41082 USE OF RESERVES
 41090 INT & PENALTIES PROP TAXE
 41091 TAX INSTALL SERVICE CHARG
 41100 REAL PROPERTY TAX ITEMS
 41107 SALES TAX 3%- TOWNS
 41108 SALES TAX 1% -TOWNS
 41109 SALES TAX 1%-CITY
 41110 SALES TAX 3%
 41111 SALES TAX 1%
 41113 ROOM TAX
 41114 INT & PENTALTIES ROOM TAX
 41115 NON PROP TAX REDUCE TWN
 41136 AUTOMOBILE USE TAX
 41140 E911 SURCHG
 41187 MORTG REC TAX--CONTR
 41188 MORTGAGE REC TAX- DIRECT
 41189 DEED TRANSFER TAX
 41230 TREASURER FEES
 41235 TAX ADVERTISING
 41240 COMPTROLLER FEES
 41250 ASSESSORS FEES
 41255 CLERK FEES
 41256 MOTOR VEHICLE USE FEE
 41260 PERSONNEL FEES
 41270 SHARED SERVICE CHARGES
 41273 SHARED SERV CHRGS SUPP BF
 41289 OTHER GEN GOVERNMENT
 41510 SHERIFF FEES
 41515 ATI FEES
 41525 PRISONER CHARGES
 41580 PROBATION RESTITUTION
 41589 OTHER PUB SAFE DEPART INC
 41601 PUBLIC HEALTH FEES
 41603 CLINIC FEES
 41605 CHRGS CARE OF HANDICAPPED
 41607 MEDICAID INS PYMTS
 41608 MEDICAID CHHA - MOMS
 41609 MATERNAL CHILD OFFC VISIT
 41610 HOME NURSING CHGS
 41611 HOME CARE CHARITY CARE
 41612 CARE AT HOME
 41613 MATERNAL CHILD HOME VISIT
 41614 TB DOT
 41615 LAB FEES
 41616 HLTH EDUCATION REVENUES
 41620 MENTAL HEALTH FEES
 41621 SKYLIGHT FEES
 41623 MH CSS FEES
 41632 MH ICM FEES
 41650 PERS CHGS

41655 COFA COST SHARE
 41688 IMMUNIZATION CHGRS
 41689 OTHER HEALTH CHGS
 41690 DENTAL PROGRAM
 41770 LANDING FEES CHGS
 41771 APRON FEES
 41774 CONCESSIONS
 41780 FUEL FARM COMMISSIONS
 41789 PFC
 41792 TRANSIT INCOME
 41801 REPAY MEDICAL ASSISTANCE
 41809 REPAY AFDC
 41810 MEDICAL INCENTIVE EARNING
 41811 CHILD SUPPORT INCENTIVE
 41819 REPAY CHILD CARE
 41823 REPAY JUVENILE DELQ
 41840 REPAY HOME RELIEF
 41841 REPAY HEAP
 41842 REPAY EMERGENCY AID
 41848 REPAY BURIALS
 41855 DAY CARE
 41870 REPAY PURCHASE OF SERV.
 41880 SOCIAL SERVCS RECOVERY C
 41894 SOCIAL SERVICES CHARGES
 41962 INSPECTION FEES
 41972 CHGS-PROGRAMS FOR AGING
 41989 OTHER ECON ASST

Maintenance

54311 MAINTENANCE
 54470 BUILDING REPAIRS
 54476 BLDG & GROUND MAIN/REPAIR

Other

54125 INDIVUAL DEVELOPMENT ACCT
 54401 EMPLOYEE RECOGNITION
 54402 LEGAL ADVERTISING
 54403 MANDATE CONTIGENCY
 54404 PASS THRU EXPENSE
 54405 ATI SUPPORT
 54407 CHARGEBACKS
 54408 INDP LIVING
 54414 LOCAL MILEAGE
 54416 MEMBERSHIP DUES
 54434 RECRUITMENT
 54436 AIRPORT DAY
 54439 PRISONER CLOTHING
 54444 DEVELOPMENT GRANTS
 54445 INTERMUNICIPAL AGREEMENTS
 54446 TOWN SERVICES
 54447 PRINTING
 54452 POSTAGE
 54462 INSURANCE
 54463 RISK MANAGEMENT
 54467 OUTPATIENT MED CHGS
 54468 MENTAL HEALTH TRANSPORTS
 54469 BOARDING OF PRISONERS
 54475 FAC ENVIRONMENTAL TESTING
 54479 EXTRADITION
 54480 NEWSLETTER

Other

54481 PUBLIC INFORMATION
 54483 WITNESS FEES
 54484 DARE PROGRAM
 54485 CONFIDENTIAL INVESTIGATIO
 54486 SHARED COST INITIATIVE
 54487 TSA CONTRACT
 54488 TAXES
 54489 CREDIT CARD FEES
 54492 ROOM TAX RESERVE
 54497 STRATEGIC TOURISM PLAN
 54499 HEALTH FACILITY ASSESSMNT
 54568 RABIES CONTROL
 54601 RECISSION RELIEF
 54605 CENTRALLY DISTRIB. ITEMS
 54618 INTERDEPARTMENTAL CHARGE
 54619 ARTS & CULTL ORGS STABIL
 54620 BEAUTIFICATION, ART&SIGN
 54621 CAP-OPERATING TICKET CNTR
 54622 CAP-OPERATING ASSISTANCE
 54623 COMMUNITY CELEBRATIONS
 54624 PROJECT GRANTS
 54625 TOURISM CAPITAL GRANTS
 54626 MARKETING AND ADV GRANTS
 54627 FL TOURISM ALLIANCE
 54628 NEW TOUR INITIATIVE GRANT
 54629 DISCOVERY TRAIL
 54630 TOWN OF DRYDEN
 54631 RECOGNITION AWARDS
 54632 CVB
 54651 RENEWAL/REPLACEMENT COSTS
 54833 HOUSEHOLD HAZARDOUS WASTE
 54901 MICRO-COMPUTER SERVICES
 54905 CENTRALLY DISTRIB ITEMS
 56001 PRINCIPAL PAYMENTS DEBT
 56102 MMIS MEDICAL ASSIST COPAY
 56665 MENTAL HEALTH
 57001 INTEREST PAYMENTS DEBT
 57665 INTEREST HS BLDG

Other Capital Equip

52125 MECHANICAL EQUIPMENT
 52202 NETWORK COMPONENTS
 52206 COMPUTER EQUIPMENT
 52210 OFFICE EQUIPMENT
 52211 CHAIRS
 52212 DESKS,BOOKCASES
 52214 OFFICE FURNISHINGS
 52219 PERS UNITS
 52220 DEPARTMENTAL EQUIPMENT
 52221 SAFETY/RESCUE/EMERG EQUIP
 52222 COMMUNICATIONS EQUIP
 52223 NAVIGATION PROGRAM EQUIP
 52230 COMPUTER SOFTWARE
 52234 BLDG/GR MAIN EQUIPMENT
 52235 LAB EQUIPMENT
 52236 RECYCLING EQUIPMENT
 52249 EQUIPMENT RESERVE
 52720 PREV YRS ENC EQUIPMENT
 52999 EQUIPMENT RESERVE

Other Finance

52101 LAND ACQUISITION
 54666 CITY S/TAX AGMT
 54700 PREVIOUS YRS ENCUMBRANCE
 54801 CONTRIBUTION TO INSURANCE
 54802 CONTRIBUTION TO CONSTRUCT
 54804 CONTRIBUTION TO GENERAL
 54805 CONTRIBUTION TO EM
 54806 CONTRIB TO RECYCL MAT MGT
 54807 CONTRIB TO TCHC RESERVE
 54808 CONTRIBUTION TO DEBT SERV
 54904 SUPPLEMENTAL BENEFITS
 56620 TCA BLDG
 56621 2004 REFUNDING
 56622 NEW FINANCINGS
 56623 2014
 56625 2006
 56626 2004 REFUNDING B
 56631 LANDFILL CLOSURE
 56634 TC 3
 56640 COMPUTER
 56642 REFUNDING ESCROW
 56645 E 911
 56650 2005
 56660 2007
 56675 2010
 56690 2013
 56691 2003 REFUNDING
 56692 2012
 56693 BUILDING IMPROVEMENTS
 56694 2013 REFUNDING
 56695 2014 REFUNDING B
 56696 2014 REFUNDING A
 56697 2015
 56698 2016
 56699 2017
 56700 2018
 56701 2019
 56702 2020 BOND PRINCIPAL
 56703 2021
 56704 2022 BOND PRINCIPAL
 56705 2023 BOND PRINCIPAL
 57700 INTEREST 2018
 57701 INTEREST 2019
 57702 INTEREST 2020
 57703 INTEREST 2021
 57704 INTEREST 2022
 57705 INTEREST 2023
 57720 INTEREST TCA
 57721 INTEREST 2004 A
 57722 INTEREST NEW FINANCINGS
 57723 INTEREST 2014
 57725 INTEREST 2006
 57726 INTEREST 2004 B
 57731 INTEREST LANDFILL CLOSURE
 57732 INTEREST 2015
 57734 INTEREST TC 3
 57735 INTEREST 2015 A
 57740 INTEREST COMPUTER

Other Finance

57742 INTEREST GIS PLANNING
 57745 INTEREST E 911
 57750 INTEREST 2005
 57760 INTEREST 2007
 57775 INTEREST 2010
 57790 INTEREST 2013
 57791 INTEREST 2003
 57792 INTEREST 2012
 57793 INTEREST BUILDING IMPROVE
 57794 2013 INTEREST REFUNDING
 57795 INTEREST 2014 REF B
 57796 INTEREST 2014 REF A
 57798 INTEREST 2016
 57799 INTEREST 2017
 59199 DEPRECIATION
 59239 CONSTRUCTION EXPENSE

Other Revenues

41232 FORECLOSURE FEES
 41772 AIRPORT DAY
 42070 CONTRIB FR PRIV AGENCIES
 42075 DEPARTMENTAL CHARGES
 42089 RECREATION CHARGES
 42115 PLANNING FEES
 42130 SW ANNUAL FEE
 42131 DISPOSAL FEES
 42132 DEPOT FEES
 42133 SWAF DELINQUENT
 42134 PUNCH CARD CHARGES
 42135 FINANCE CHARGE
 42136 SEPTAGE CHRGS
 42137 SW DISPOSAL COUPONS
 42138 SW BIN SALES
 42139 RECYCLING
 42140 DROP OFF FEES
 42170 CD PROGRAM INCOME (ED)
 42189 OTHER HOME & COMM SERVICE
 42215 ELECTION EXPENSE
 42222 PARTICIPANT ASSESSMENTS
 42225 LOCAL REVENUE (FEDERAL)
 42226 SALE OF SUPPLIES
 42228 DATA PROCESSING
 42229 TELECOMMUNICATIONS
 42238 COMMUNITY COLLEGE CHRGS
 42260 SHERIFF OTHR GOVTS
 42268 DOG CONTROL
 42302 SNOW REMOVAL
 42372 PLANNING OTHR GOVTS
 42401 INTEREST & EARNINGS
 42410 RENTS
 42411 CD PROGRAM INCOME(HO)
 42450 COMMISSIONS
 42545 LICENSES
 42590 PERMITS
 42610 FINES, FORFEITURES, BAILS
 42611 FINES & PENALTIES
 42615 STOP DWI FINES
 42625 FORFEITURE/STATE - RSTD
 42626 FORFEITURE/FEDERAL - RSTD

42650 SALE OF SCRAP
 42652 SALE OF FOREST PRODUCTS
 42655 MINOR SALES, OTHER
 42660 SALE OF REAL PROPERTY
 42665 SALE OF EQUIPMENT
 42680 INSURANCE RECOVERIES
 42681 LEGAL SETTLMENTS
 42701 REFUND OF PRIOR YR EXPENS
 42702 ATI PROGRAM
 42705 GIFTS & DONATIONS
 42706 DARE DONATIONS
 42710 PREMIUM ON OBLIGATIONS
 42770 OTHER MISCELL REVENUES
 42771 INTERDEPARTMENT REVENUE
 42773 SECURITY SYSTEM
 42797 OTHER LOCAL GOVT CONTRIBU
 42799 MISCELL LOCAL SOURCES
 42802 INTERFUND REV VEHICLE SER

Other Supplies

54302 COMPUTER/NET WK SUPPLIES
 54303 OFFICE SUPPLIES
 54304 CLEANING SUPPLIES
 54305 CLIENT TRANSPORTATION
 54307 ELECTRICAL SUPPLIES
 54313 PHOTOGRAPHY SUPPLIES
 54319 PROGRAM SUPPLIES
 54330 PRINTING
 54332 BOOKS
 54333 EDUCATION AND PROMOTION
 54336 SMAL TOOL ALLOWANCE
 54340 CLOTHING
 54342 FOOD
 54346 NAVIGATION
 54347 AMMUNITION
 54352 DENTAL
 54353 BIOLOGICALS
 54354 MEDICAL
 54357 COMPOST MATERIALS
 54358 RECYCLABLES

Overtime

51200 OVERTIME PAY
 51200049 PROJECT ASSISTANT
 51200051 JTPA PARTICIPANT
 51200075 VOTING MACH TECH
 51200077 COMMUNICATION ASSISTANT
 51200082 SR WEIGH SCALE OP
 51200096 WIC CLERK
 51200098 PUB SAFE SYS ADMIN
 51200099 ADMIN RECORDING CLK
 51200135 COMMUNICATIONS COORD
 51200136 CLEANING OPERATIONS SUPV
 51200138 RECRUITMENT ADMINISTRATOR
 51200141 RECYCLING DRIVER
 51200142 RECYCLING OPERATIONS SPEC
 51200144 YOUTH SERVICES ASSOCIATE
 51200156 FISCAL MANAGER
 51200203 CONFIDENTIAL INVESTIGATOR
 51200204 COMMUNICATIONS SPECIALIST

Overtime

51200209 HLTH NEIGHBOR EDUC COORD
51200210 MOT. VEH. BUR. SUPR.
51200212 CHIEF DEPUTY CLERK LEGISL
51200214 INFORMATION AIDE
51200216 HR SYSTEMS & PROGM ADMIN
51200218 SR COMMUNITY HLTH NURSE
51200237 DIR MENT.HLT CLIN
51200259 PROBATION SYSTEM ANALYST
51200261 COMPLIANCE PROGRAM COORD
51200291 MGR TALNT ACQUIRE & ENGAGE
51200307 EM SERV DISP/CAD SYS SPEC
51200311 SECRETARY, DA
51200312 PARALEGAL TO CA
51200313 EMPLOYEE BENEFITS COORD
51200316 EXEC ASST TO C/ADM
51200317 EMPLOYEE BENEFITS ASSIST
51200318 ACCOUNT CLERK/TYPIST
51200320 SR ACCT CLERK/TYPIST
51200326 ADMIN ASSISTANT
51200330 SECRETARY
51200331 PAYROLL COORDINATOR
51200332 HUMAN RESOURCES ASSOCIATE
51200333 PERSONNEL ASST
51200334 PRIN ACCT CLERK/TYPIST
51200335 SEC TO COUNTY ADMIN
51200338 CONTRACTS COORD
51200340 PUBLIC INFO OFFICER
51200341 ADMIN SERVICES COORD
51200342 VICTIM & RECOVERY SPEC
51200344 PERSONNEL ASSOC
51200345 EMPLOYEE LEAVE ASSOC
51200349 PAYROLL SPECIALIST
51200351 DEP CLERK, LEGISLA
51200352 EXT ASST TO SHERIFF
51200356 SEC/PARA AID TO DA
51200357 PERS ASST TRAIN
51200358 DISPATCH SUP/CAD SYS SPEC
51200360 ADMIN SPECIALIST
51200362 INFORMATION AIDE
51200381 EMPLOYEE LEAVE ADMINISTRA
51200386 ENVIRO HEALTH SPECIALIST
51200401 CORRECTIONS CORP
51200402 DISPATCHER
51200403 COOK (JAIL)
51200406 CORRECTIONS OFFICER
51200407 CORRECTIONS OFFICER (PT)
51200411 CORRECTIONS SGT
51200412 SGT-DEPUTY SHERIFF
51200413 CRIM. INVESTIGATOR
51200417 SR. CRIM. INVEST.
51200419 DEPUTY SHERIFF
51200420 DEPUTY SHERIFF (PT)
51200421 HEAD COOK, JAIL
51200424 CIVIL/ACCT PER CLERK
51200425 SECRETARY
51200428 LIEUTENANT DEPUTY SHERIFF
51200429 ACCT CLERK/TYPIST
51200430 SR CIVIL/ACCT PER CLERK
51200431 KEYBOARD SPEC
51200444 CIVIL ENGINEER I
51200446 ENGINEERING TECH III
51200449 WASTE REDUCTN RECYC CORD
51200503 CLERK
51200505 MTR. VEH. EXAM
51200506 RECEPTIONIST
51200507 KEYBOARD SPECIALIST
51200511 CASE AIDE
51200513 ACCOUNT CLERK/TYPIST
51200517 OUTREACH WORKER
51200518 SENIOR CLERK
51200519 SENIOR TYPIST
51200521 PROGRAM AND OUTREACH SPEC
51200529 SR ACCOUNT CLERK/TYPIST
51200531 ADMIN ASSISTANT LEVEL 1
51200533 ADMIN ASST LEVEL 2
51200535 ADMIN. ASSISTANT
51200538 SOC. WEL. EXAM.
51200540 ADMIN ASSISTANT LEVEL 3
51200541 ADMIN ASST LEVEL 4
51200548 NURSE PRACTITIONER IN PSY
51200551 EMERG SVCS DISP
51200554 PUBLIC HEALTH TECH
51200558 SR. SOC. WEL. EXAM.
51200559 AGING SVCS SPECIAL.
51200562 CASEWORKER
51200565 REG. PROF. NURSE
51200571 AGING SVCS PLANNER
51200575 REHABILITATION SPECIALIST
51200577 ASST REL PROP APPR
51200579 PHYS. THERAPIST
51200580 COMM HEALTH NURSE
51200581 SR. CASEWORKER
51200585 PROBATION OFFICER
51200586 DEP DIR OF AIRPORT OP/ARF
51200589 QUAL ASSURANCE/IMPROVE CO
51200590 PLANNER
51200591 COM MENT HLT NURSE
51200594 CASE SUPERVISOR
51200595 PUB HEALTH SANIT.
51200597 SR. PROB. OFFICER
51200598 WIC PROG. DIR.
51200599 PSYCH. SOC. WORKER
51200601 SUPV COMM HLTH NUR
51200602 DEP DIR OF AIRPORT ADMIN
51200607 SR PUB HLTH SANIT
51200609 SR.PLANNER
51200611 SUPV. PSYCHOLOGIST
51200612 SR. COMMUNITY MH NURSE
51200614 BUYER
51200621 CONT TREATMT SPEC
51200622 PROGRAMMER/ANALYST
51200630 PURCHASING CLERK
51200632 WRK. PRJ. SUPV.
51200636 GIS ADMINISTRATOR
51200637 SYSTEMS ANALYST TECH
51200638 MICROCOMPUTER SPEC
51200639 EDUC. & OUTREACH COORD

Overtime

51200640 PUBLIC HEALTH ENG
 51200650 SECURITY OFFICER
 51200653 CLINIC SUPERVISOR
 51200655 PROGRAM MGMT SPEC
 51200656 TEAM LEADER
 51200658 SR. FINANCE INVEST.
 51200670 PROGRAM COORD AC
 51200671 SECRETARY
 51200673 PRIN ACCT CLK TYP
 51200674 ADMIN COORDINATOR
 51200675 FORENSIC COUNSEL
 51200678 TELE COMM TECH
 51200679 SR PLANNER - ENERGY SPEC
 51200682 ENVIRON PLANNER
 51200684 PLAN ANALYST
 51200685 PRINC RECORD CLERK
 51200687 RECORDING CLERK
 51200690 SR RECORDING CLERK
 51200691 SR ELECTIONS CLERK
 51200694 CIRCUIT RIDER PLNR
 51200697 SR. PSYCH. SOC. WORKER
 51200707 JAIL NURSE
 51200709 REAL PROP. APPRAISER
 51200711 COORD COMM YOUTH
 51200713 GIS TECH
 51200714 GIS ANALYST
 51200716 HLTH ED PROMO DIR
 51200717 COMM DEV PLANNER
 51200719 SYSTEMS ANALYST
 51200725 SYSTEMS ADMINISTRATOR
 51200726 WEIGH SCALE OPER
 51200727 WGTS & MEAS INSPEC
 51200730 REAL PROP SYS SPEC
 51200731 ADMIN COMPUTER ASST
 51200732 GIS PROJECT LEADER
 51200735 VALU SPECIALIST
 51200738 NET/SYSTEMS/ADMIN
 51200739 TELECOM/PROGRAMMING/ADMIN
 51200741 FACIL & SECURITY MGR
 51200744 EX ASST COMM ELEC
 51200751 SR EMERG SVC DIS
 51200757 SPEC ED COORD
 51200761 WORKFORCE DEV SPEC
 51200764 CAPITAL PROGRAM COORDINAT
 51200766 FINANCIAL SYSTEMS ADMIN
 51200769 CA DISP SYS COORD
 51200771 COM & ADMIN COORD
 51200777 SOLID WASTE ASSISTANT
 51200778 PRIN PLANNER
 51200781 TRAN WRKFORCE COOR
 51200783 TRANS WKFORCE SPEC
 51200784 PC TECH/WEB DEV
 51200786 DIV COORD TRNE
 51200789 MAIL & REC CLERK
 51200790 WORKFORCE DEVEL COORD
 51200792 E 911 PROG SPEC
 51200793 SEN VOTG MC TEC
 51200794 SYSTEMS MGR

51200796 SENIOR VAL SPEC
 51200797 DISPATCH SUPERVISOR
 51200799 SR MOTOR VEH EXAM
 51200801 CLEANER
 51200802 GUARD
 51200803 SENIOR CLEANER
 51200804 SEASONAL WORKER
 51200805 MAINTENANCE WORKER
 51200806 LABORER
 51200808 SR HEAVY EQUIPMENT MECHAN
 51200809 MOTOR EQUIP OPER
 51200810 HEAVY EQUIP OPER
 51200812 WELDER
 51200813 SIGN MECHANIC
 51200814 SOL WASTE OP SPEC
 51200817 AIRPORT MAINT SUPER
 51200818 RECYCLING ASSISTANT
 51200822 ELECTRICIAN
 51200823 CLEANING SUPER
 51200825 SR HI CREW SUPER
 51200831 RECYCLING SPEC
 51200835 ENGINEERING TECH
 51200837 ASSOC CIVIL ENG
 51200840 BRIDGE MECHANIC
 51200841 HIGHWAY CREW SUPV
 51200842 CIVIL ENGINEER
 51200849 HEAVY EQUIP MECH
 51200850 HIGHWAY TECHNICIAN
 51200851 AIRPORT TER SRV COOR
 51200852 ARCHITECT DESIGNER
 51200853 FISCAL COORDINATOR
 51200854 SW ENFORCEMENT OFF
 51200855 PAINTER/MECHANIC
 51200856 EQUIPMENT SVC TECH
 51200857 AIR FIRE OP TECH
 51200858 AIR FIRE/OP TECH TR
 51200861 GEN MAINT SUPER
 51200862 HVAC SYS TECH
 51200863 MAINT MECHANIC
 51200864 CARPENTER
 51200865 FAC SHOPKEEPER
 51200866 SR SIGN MECHANIC
 51200867 ASST RECYCLING SPEC
 51200868 WST RED REC & REC SPEC
 51200870 AIR OPS/ARFF CF
 51200871 EQUIP SER/PART RM TECH
 51200872 SR ENGINEERING TECHNICIAN
 51300802 GUARD

Premium Pay

51300 SHIFT PAY
 51300307 EM SERV DISP/CAD SYS SPEC
 51300358 DISPATCH SUP/CAD SYS SPEC
 51300401 CORRECTIONS CORP.
 51300402 DISPATCHER
 51300406 CORRECTIONS OFFICER
 51300407 CORRECTIONS OFFICER (PT)
 51300411 CORRECTIONS SGT
 51300412 SGT-DEPUTY SHERIFF
 51300413 CRIM. INVESTIGATOR

Premium Pay

51300417 SR. CRIM. INVES
 51300419 DEPUTY SHERIFF
 51300420 DEPUTY SHERIFF (PT)
 51300421 HEAD COOK, JAIL
 51300428 LIEUTENANT DEPUTY SHERIFF
 51300518 SENIOR CLERK
 51300551 EMERG SVCS DISP
 51300586 DEP DIR OF AIRPORT OP/ARF
 51300678 TELE COMM TECH
 51300751 SR EMERG SVC DIS
 51300769 CA DISP SYS COORD
 51300794 SYSTEMS MGR
 51300797 DISPATCH SUPERVISOR
 51300801 CLEANER
 51300803 SENIOR CLEANER
 51300804 SEASONAL WORKER
 51300806 LABORER
 51300809 MOTOR EQUIP OPER
 51300810 HEAVY EQUIP OPER
 51300812 WELDER
 51300813 SIGN MECHANIC
 51300817 AIRPORT MAINT SUPER
 51300818 RECYCLING ASSISTANT
 51300822 ELECTRICIAN
 51300825 SR HI CREW SUPER
 51300840 BRIDGE MECHANIC
 51300841 HIGHWAY CREW SUPV
 51300849 HEAVY EQUIP MECH
 51300851 AIRPORT TER SRV COOR
 51300855 PAINTER/MECHANIC
 51300856 EQUIPMENT SVC TECH
 51300857 AIR FIRE OP TECH
 51300858 AIR FIRE OP TECH TR
 51300866 SR SIGN MECHANIC
 51300868 WST RED& REC SPEC
 51300870 AIR OPS/ARFF CF
 51300871 EQUIP SERV/PARTS RM TECH
 51400 DISABILITY PAY
 51400999 DISABILITY
 51500 OTHER PAY 207C
 51500294 PROGRAM DIRECTOR CSS
 51500406 CORRECTIONS OFFIC.
 51500412 SGT-DEPUTY SHERIFF
 51500413 CRIM INVESTIGATOR
 51500419 DEPUTY SHERIFF
 51600 LONGEVITY
 51700 PREMIUM PAY

Professional Services

54442 PROFESSIONAL SERVICES

Program Expense

54400 PROGRAM EXPENSE
 54809 CONTRIBUTION TO AIRPORT

Rent

54432 RENT

Salary and Wages

51000 REGULAR PAY

51000002 BOARD MEMBER
 51000003 SHERIFF
 51000004 COUNTY CLERK
 51000005 DISTRICT ATTORNEY
 51000006 LEGISLATOR
 51000049 PROJECT ASSISTANT
 51000051 JTPA PARTICIPANT
 51000052 CONSERVATION DIST ADMIN
 51000053 ASSIST COUNTY HIGHWAY DIR
 51000054 COMMUNICATIONS CTR MANAGE
 51000055 COURT ATTENDANT
 51000056 CORRECTIONS CAPTAIN
 51000057 PROFESSIONAL DEV COORDINA
 51000058 GRANTS AND TRAINING COORD
 51000059 STARLIGHT WORKERS
 51000060 TITLE V COFA
 51000061 PLANNING ADMINISTRATOR
 51000066 ASSIST ASSESS ACCT SPCLST
 51000074 ELECTION WORKER
 51000075 VOTING MACH TECH
 51000076 SUBSTANCE ABUSE EVALUATOR
 51000077 COMMUNICATION ASST
 51000078 RECRD MGMT SPEC
 51000079 CASE SUP GRADE A
 51000080 PUBLIC HLTH SOCIAL WORK
 51000081 LONG TRM CARE SPEC
 51000082 SR WEIGH SCALE OP
 51000083 MOBILITY PROG SPEC
 51000084 REHAB TEAM LEADER
 51000085 WIC TEAM LEADER
 51000086 WIC NUTRI EDUCATOR
 51000087 SUP VISIT PRG CORD
 51000088 M HLTH ASSESS SPEC
 51000089 M HLTH THERAP SPEC
 51000090 GIS ANALYST/WEB DEVELOPER
 51000092 PRIN REC CK CIV DV
 51000093 RECYCLING MGR
 51000094 DIR YOUTH SERVICES
 51000095 DIR-HLTH PROMO PRG
 51000096 WIC CLERK
 51000097 COMM PLAN COMM SUS
 51000098 PUB SAFE SYS ADMIN
 51000099 ADMIN RECORDING CLK
 51000135 COMMUNICATIONS COORD
 51000136 CLEANING OPERATIONS SUPV
 51000137 COMMUNICATIONS DIRECTOR
 51000138 RECRUITMENT ADMINISTRATOR
 51000139 CHF EQUITY & INCLUS OFCR
 51000140 PERF MSMT/CRIM JUST COORD
 51000141 RECYCLING DRIVER
 51000142 RECYCLING OPERATIONS SPEC
 51000144 YOUTH SERVICES ASSOCIATE
 51000145 ASSIST PSYCH SOCIAL WRKR
 51000146 EXEC DEPUTY COUNTY CLERK
 51000147 CHIEF SUSTAINABILITY OFF
 51000148 PURCHASING MANAGER
 51000149 BUDGET DIRECTOR
 51000150 BUDGET ANALYST
 51000151 DATA ANALYST

Salary and Wages

51000152 PROJECT DIRECTOR
51000153 PHLTH COMMUNICATION COORD
51000154 COMMUNITY HEALTH WORKER
51000155 HEALTH EDUCATOR
51000159 MEDIA PRODUCTION ASSISTANT
51000166 DEP MEDICAL EXAM
51000167 DIR ENVIRON HLTH
51000168 NURSE PRACTITIONER MH
51000169 ASST F&E MGT DIR
51000170 COMMUNITY PREPAREDNESS CD
51000171 CHIEF TRAN PLANNER
51000172 EARLY INTERV DIV
51000173 COM CENTER MGR
51000174 DEP COMM PERSONNEL
51000175 DEP COMM ELECTIONS
51000176 ASST DA LOC CRM CT
51000177 ASST DIR FACIL
51000178 CLERK, LEGISLATURE
51000179 DIR OF FACILITIES
51000180 ASST EMS DIR
51000181 ASST DIR ASSESSMENT
51000182 DIR DISPATCH CTR
51000183 EMP BENEFITS MGR
51000184 CORR LIEUTENANT
51000185 DOM VIO PREV COORD
51000186 DEP PROB DIR II
51000187 WKFORCE DEVEL DIR
51000188 DIR DEPT EMER RES
51000189 EMPLOYMENT & TRAINING DIR
51000190 DEPUTY HIGHWAY DIRECTOR
51000191 COMM JUSTICE DIR
51000192 ASST HIGHWAY MGR
51000193 CAPT DEP SHERIFF
51000194 HR PROGRAM ADMINISTRATOR
51000195 DIR INF TECH SVCS
51000196 DEP COMM MENT HLTH
51000197 ACTING COMM SOCIAL SERVIC
51000198 RECYCLING SUPV
51000199 CRIMINAL JUSTICE COORD
51000200 FISCAL OFFICER
51000201 COMMR. OF ELECT.
51000202 DEPUTY CO. CLERK
51000203 CONFIDENTIAL INVESTIGATOR
51000204 COMMUNICATIONS SPECIALIST
51000205 ASST CO FIRE & DIS COOR
51000206 DIR. ADM SERVICES
51000207 DIR. WGTS & MEAS.
51000208 GEN. BLDG. SUPER.
51000209 HLTH NEIGHBOR EDUC COORD
51000210 MOT. VEH. BUR. SUPR.
51000211 PROBATION SUPER.
51000212 CHIEF DEPUTY CLERK LEGISL
51000213 CLERK, LEGISLATURE
51000214 INFORMATION AIDE
51000215 DIR, OFF. FOR AGING
51000216 E & T DIRECTOR II
51000217 POLICY ANALYST
51000218 SR COMMUNITY HLTH NURSE
51000219 UNDERSHERIFF
51000220 YOUTH BUR. DIR.
51000221 MANAGEMENT FELLOW
51000222 PW ADMINISTRATOR
51000223 STOP-DWI COORD.
51000224 AIRPORT DIRECTOR
51000225 AIRPORT MANAGER
51000226 ASST. CTY ATTORNEY
51000227 ASST. DIR. ASSESS.
51000228 ASST. DIS. ATTORN.
51000229 CO. FIRE & DIS CO.
51000230 DIR OF PAT. SRVCS.
51000231 ASST DISTR ATTNY - LVL 1
51000232 PUB. HEALTH ADMN.
51000233 SOC. SRVCS. ATTORN
51000234 ASST DISTR ATTNY - LVL 2
51000235 TOBACCO EDUC COORD
51000237 DIR MENT. HLT CLIN
51000238 PROBATION DIR. II
51000239 SR. CIVIL ENG.
51000240 SR. PUB. HLTH. ENG.
51000241 ASST DISTR ATTNY - LVL3
51000242 COMM. OF PERSONNEL
51000243 COMM. OF PLANNING
51000244 DIR. OF ASSESS.
51000246 COMPROLLER
51000247 COMM. SOC. SRVCS.
51000248 COUNTY ATTORNEY
51000249 DIRECTOR OF COMM HLTH
51000250 PUBLIC HLTH. DIR.
51000251 DEPUTY WORKFORCE DEVL DIR
51000252 DIR ACCT SVCS
51000253 COUNTY ADMIN.
51000254 MEDICAL DIRECTOR
51000255 PRG. DIR. DAY TRMT
51000256 DEPUTY DIRECTOR/YOUTH SVC
51000257 RECYC & MAT MAN DIRECTOR
51000258 PERS/BEN ASSOCIATE
51000259 PROBATION SYSTEM ANALYST
51000260 PSYCHIATRIST
51000261 COMPLIANCE PROGRAM COORD
51000262 DEP CNTY ATTNY
51000264 DEPUTY DIRECTOR/EMERG RES
51000265 DIRECTOR OF VETERANS SVCS
51000266 COUNTY HWY MANAGER
51000267 TREASURY MANAGER
51000268 ASST DIR OF EMERGENCY RES
51000269 ASTDIR ASM/INT OPR
51000270 COUNTY HIGHWAY DIRECTOR
51000271 ASST DISTR ATTNY - LVL4
51000273 DEPUTY FACILITIES DIRECTO
51000274 AST AIRPRT MANAGER
51000275 SUPERVISING ATTRNY
51000276 EQUIPMENT SERV MGR
51000277 DEP DISTRICT ATTNY
51000278 DEPUTY DIRECTOR, OFA
51000279 DEP DIR RECYC & MAT MAN
51000280 PROG DEVELOP SPEC
51000281 ACTING DISTRICT ATTORNEY

Salary and Wages

51000282	DEPUTY CO. ADMN.	51000359	PROGRAM ANALYST
51000283	DEP COMM PLANNING	51000360	ADMIN SPECIALIST
51000284	DIR. OF HUMAN RIGHTS	51000361	PROGRAMMER/ANALYST
51000285	COMM MH SVCS	51000362	INFORMATION AIDE
51000286	DEPUTY DIR OF PUBLIC HLTH	51000372	PROGRAM AUDIT & QC CORD
51000287	FISCAL ADMINISTRATOR	51000373	DIR ADMIN SERVICES TRAIN
51000288	EMERGENCY SERVICES COORD	51000374	EMPLOYEE RELATIONS LIAISO
51000290	CHIEF CORR OFFICER	51000378	HOME HLTH-PERS CARE AIDE
51000291	MGR TALNT ACQUIRE & ENGAGE	51000380	FINANCIAL ACCOUNTS PAYABL
51000292	DIR/CHILD W/SPEC	51000390	PROJECT MANAGER II
51000293	DIR. OF SVCS.	51000401	CORRECTIONS CORP
51000294	PROGRAM DIR. CSS	51000402	DISPATCHER
51000295	TRANS PLANNING DIR	51000403	COOK (JAIL)
51000296	BGT & FIN MANAGER	51000404	PUB HLTH PREP COORD
51000297	EMP SAFETY & HEALTH COOR	51000405	DEP SHERIFF, JAIL
51000298	MEDICAL DIRECTOR/MH	51000406	CORRECTIONS OFFIC.
51000307	EM SERV DISP/CAD SYS SPEC	51000407	CORRECTIONS OFFICER (PT)
51000310	DEP CLERK, BD/REPS	51000410	PRIN MOTOR VEHICLE EXAMIN
51000311	SECRETARY, DA	51000411	CORRECTIONS SGT.
51000312	PARALEGAL TO CA	51000412	SGT-DEPUTY SHERIFF
51000313	EMPLOYEE BENEFITS ADMIN	51000413	CRIM. INVESTIGATOR
51000315	DEP. MED. EXAM.	51000414	DEP COMM OF SOCIAL SERVIC
51000316	EXEC ASST TO C/ADM	51000415	DEPUTY DIRECTOR OF FINANC
51000317	EMPLOYEE BENEFITS ASSIST	51000417	SR. CRIM. INVEST.
51000318	ACCT CLERK/TYPIST	51000419	DEPUTY SHERIFF
51000320	SR ACCT CLERK/TYP	51000420	DEPUTY SHERIFF (PT)
51000321	KEYBOARD SPEC	51000421	HEAD COOK, JAIL
51000326	ADMIN ASSISTANT	51000424	CIVIL/ACCT PER CLERK
51000327	AUDITOR	51000425	SECRETARY
51000329	RECEPTIONIST	51000426	CIVIL PROCESS SERV
51000330	SECRETARY	51000428	LIEUTENANT DEPUTY SHERIFF
51000331	PAYROLL COORDINATOR	51000429	SHERIFF'S CLERK
51000332	HUMAN RESOURCES ASSOCIATE	51000430	SR CIVIL/SCCT PER CLERK
51000333	PERSONNEL ASST	51000431	KEYBOARD SPEC
51000334	PRIN ACCT CLK TYP	51000441	SUSTAINABILITY COORD II
51000335	SEC TO COUNTY ADMIN	51000444	CIVIL ENGINEER I
51000337	SEC/PARALEG AIDE CA	51000445	ENGINEERING TECHNICIAN I
51000338	CONTRACTS COORD	51000446	ENGINEERING TECH III
51000339	PERSONNEL TECHNICIAN	51000448	ENVIRONMENTAL PLANNER II
51000340	PUBLIC INF OFFICER	51000449	WASTE REDUCTN RECYC CORD
51000341	ADMIN SRVCS COORD	51000450	COMMUNITY HEALTH WKR SUPR
51000342	VICTIM & RECOVERY SP	51000500	REAL PROP SYS SUPR
51000343	SYSTEMS ANALYST	51000502	HLTHCARE SEC&PRIV OFFICER
51000344	PERSONNEL ASSOC	51000503	CLERK
51000345	EMPLOYEE LEAVE ASSOC	51000504	ACCOUNT CLERK
51000346	DOM VIO PREV COORD	51000505	MTR. VEH. EXAM
51000347	ORG DEVELOP COORD	51000506	RECEPTIONIST
51000348	CON SEC TO SHERIFF	51000507	KEYBD SPEC
51000349	PAYROLL SPECIALIST	51000508	STAFF SOCIAL WORKER
51000350	ASST TO DA	51000509	DAT ENT MACH OPER
51000351	DEP CLERK, LEGISLA	51000510	WIC NUTRITION EDUCATOR II
51000352	EX ASST TO SHERIFF	51000511	CASE AIDE
51000353	PUBLIC AFF OFF	51000513	ACCT. CLERK/TYPIST
51000354	PUB INF OFF TRN	51000515	GIS TECHNICIAN/WEB DEVEL
51000355	CHIEF DEP CLK	51000516	WATER RESOURCES PLANNER
51000356	SEC/PARA AID TO DA	51000517	OUTREACH WORKER
51000357	PERS ASST TRAIN	51000518	SENIOR CLERK
51000358	DISPATCH SUP/CAD SYS SPEC	51000519	SENIOR TYPIST
		51000520	PROBATION ASSIST.

Salary and Wages

51000521 PROGRAM AND OUTREACH SPEC
51000522 VALUATION SUPPORT SPECIAL
51000524 NUTRITION AIDE
51000525 DATA COLLECTOR
51000526 PURCHASE ASST
51000529 SR. ACCOUNT CLERK/TYPIST
51000530 INFO SEC COMPLIANCE OFFIC
51000531 ADMIN ASSISTANT LEVEL 1
51000532 DIRECTOR OF OPERATIONS
51000533 ADMIN ASST LEVEL 2
51000535 ADMIN. ASSISTANT
51000536 FINAN. INVEST.
51000537 PROGRAM DIRECTOR PROS
51000538 SOC. WEL. EXAM.
51000539 DIRECTOR OF OPERATIONS
51000540 ADMIN ASSISTANT LEVEL 3
51000541 ADMIN ASST LEVEL 4
51000542 DEP DIRECTOR OF ITS
51000543 DENTAL HYGIENIST
51000546 NY CONNECTS COORDINATOR
51000547 OMBUDS PROG & OUTRCH SPEC
51000548 NURSE PRACTITIONER IN PSY
51000551 EMERG SVCS DISP.
51000554 PUBLIC HEALTH TECH
51000555 PROG DIRECTOR-CARE MANAGE
51000558 SR SOC WEL EXAM
51000559 AGING SVCS SPECIAL
51000561 MH COURT RESOURCE COORD
51000562 CASEWORKER
51000564 ASSOCIATE PLANNER
51000565 REG. PROF. NURSE
51000567 WELFARE INVEST.
51000568 PRIN SOC WEL EXAM
51000570 FINANCE DIRECTOR
51000571 AGING SVCS PLANNER
51000572 WIC PROG NUTRITIONIST
51000574 COORD OF CHILD SUP
51000575 REHABILITATION SPECIALIST
51000577 ASST REL PROP APPR
51000579 PHYS. THERAPIST
51000580 COMM HEALTH NURSE
51000581 SR. CASEWORKER
51000584 STAFF DEV. COORD.
51000585 PROBATION OFFICER
51000586 DEP DIR OF AIRPORT OP/ARF
51000589 QUAL ASSURANCE/IMPROVE CO
51000590 PLANNER
51000591 COMM MENT HLT NURSE
51000592 ACCT. SUPERVISOR
51000594 CASE SUPERVISOR
51000595 PUB HEALTH SANIT.
51000597 SR. PROB. OFFICER
51000598 WIC PROG. DIR.
51000599 PSYCH. SOC. WORKER
51000601 SUPV COMM HLTH NUR
51000602 DEP DIR OF AIRPORT ADMIN
51000603 EMPLOYMENT SPECIALIST
51000604 HEAD SOC WEL EX
51000607 SR PUB HLTH SANIT
51000609 SR.PLANNER
51000610 PLANNING ADMINISTRATOR
51000611 SUPV. PSYCHOLOGIST
51000612 SR. COMMUNITY MH NURSE
51000614 BUYER
51000615 MAIL CLERK
51000619 PARALEGAL AIDE
51000621 CONT TREATMT SPEC
51000622 PROGRAMMER/ANALYST
51000627 SR WELFARE INVEST
51000628 MEDICAL SOC WKR
51000629 PRIN PLAN TOURISM PROG DI
51000630 PURCHASING CLERK
51000631 PROBATION OFF TRN
51000632 WRK. PRJ. SUPV.
51000633 CENTRAL SERVICES SUPER
51000634 YOUTH BUREAU PLANNER
51000636 GIS ADMINISTRATOR
51000637 SYSTEMS ANALYST TECH
51000638 MICROCOMPUTER SPEC
51000639 EDUC. & OUTREACH COORD
51000640 PUBLIC HEALTH ENG
51000641 CHIEF OF TRAN PLNG
51000647 BILLING COORD/SYSTEMS ADM
51000650 SECURITY OFFICER
51000651 DATA OFFICER INDIGT LEGAL
51000653 CLINIC SUPERVISOR
51000654 HEALTH AIDE
51000655 PROGRAM MGMT SPEC
51000656 TEAM LEADER
51000657 YOUTH CARE WORKER
51000658 SR FINANCE INVEST
51000668 PROG ANALYST TRAINEE
51000669 RECORDS OFFICER
51000670 PROGRAM COORD AC
51000671 SECRETARY
51000672 PLANNER/EVALUATOR
51000673 PRIN ACCT CLK TYP
51000674 ADMIN COORDINATOR
51000675 FORENSIC COUNSEL
51000676 TRANS ANALYST
51000678 TELE COMM TECH
51000679 SR PLANNER-ENERGY SPEC
51000681 STAFF DEV SPEC
51000682 ENVIRON PLANNER
51000684 PLAN ANALYST
51000685 PRINC RECORD CLERK
51000686 CASE MANAGER PHCP
51000687 RECORDING CLERK
51000689 EMER SVCS COORD
51000690 SR RECORDING CLERK
51000691 SR ELECTIONS CLERK
51000694 CIRCUIT RIDER PLANNER
51000697 SR. PSYCH. SOC. WORKER
51000698 SR DATA ENTRY OPR
51000707 JAIL NURSE
51000708 LEGAL UNIT ADMIN
51000709 REAL PROP. APPRAISER

Salary and Wages

51000710 REAL PROP APP TRN	51000780 BIO TERR PREP COORD
51000711 COORD COMM YOUTH	51000781 TRAN WRKFORCE COORD
51000712 NURSE PRAC/PHYS ASST	51000782 FISCAL COORDINATOR
51000713 GIS TECH	51000783 TRANS WKFORCE SPEC
51000714 GIS ANALYST	51000784 PC TECH/WEB DEV
51000715 FINANCIAL ANALYST	51000785 NUTRITION ED
51000716 HLTH ED PROMO DIR	51000786 DIV COORD TRNE
51000717 COMM DEV PLANNER	51000787 HOUSING SPEC
51000719 SYSTEMS ANALYST	51000788 TRANS SPEC-DSS
51000722 MANAGED CARE COOR	51000789 MAIL & REC CLERK
51000725 SYSTEMS ADMINISTRATOR	51000790 WORKFORCE DEVEL COORD
51000726 WEIGH SCALE OPR	51000791 DIVISION COORD
51000727 WGTS & MEAS INSPECTOR	51000792 E911 PROG SPEC
51000728 LONGTERM CARE COOR	51000793 SEN VOTG MAC TEC
51000730 REAL PROP SYS SPEC	51000794 SYSTEMS MGR
51000731 ADMIN COMPUTER ASST	51000795 FAM SVC CRD FAM CT
51000732 GIS PROJECT LEADER	51000796 SENIOR VAL SPEC
51000735 VALUE SPECIALIST	51000797 DISPATCH SUPERVISOR
51000736 SR PARALEGAL AIDE	51000798 LIFE SKILLS COORDINATOR
51000737 LANDS PROGRAM MGR	51000799 SR MOTOR VEH EXAM
51000738 NET/SYSTEMS/ADMIN	51000801 CLEANER
51000739 TELCOM/PRGRMING AD	51000802 GUARD
51000741 FACIL & SECURITY MGR	51000803 SENIOR CLEANER
51000742 REAL PROP TAX SVCS ASST	51000804 SEASONAL WORKER
51000743 JOB DEVELOPER	51000805 MAINTENANCE WORKER
51000744 EX ASST COMM ELEC	51000806 LABORER
51000745 FAM/CHILD OUT WKR	51000808 SR HEAVY EQUIPMENT MECHAN
51000746 PURCH/SYSTEMS COORD	51000809 MOTOR EQUIP OPER
51000747 QUALITY COORD	51000810 HEAVY EQUIP OPER
51000748 IMPLEMENT COORD	51000811 MNT WRKR/PLUMBER/STM
51000750 CASEWORKER ASST	51000812 WELDER
51000751 SR EMERG SVC DIS	51000813 SIGN MECHANIC
51000752 DIETITIAN	51000814 SOL WASTE OP SPEC
51000753 WATER SYS SPEC	51000817 AIRPORT MAINT SUPER
51000754 ADMIN SVC COORD	51000818 RECYCLING ASSISTANT
51000755 EMP INFO ASSOC	51000822 ELECTRICIAN
51000756 SECURITY SUPER	51000823 CLEANING SUPER
51000757 SPECIAL ED COORD	51000825 SR HI CREW SUPER
51000760 STAFF DEV QUAL COR	51000829 SR MAINT WORKER
51000761 WORKFORCE DEV SPEC	51000830 RECYCLING COORD
51000762 YOUTH FAM SVC COORD	51000831 RECYCLING SPEC
51000763 PUB HLTH EDUCATOR	51000835 ENGINEERING TECH
51000764 CAPITAL PROG COORDINATOR	51000837 ASSOC CIVIL ENG
51000765 ASSMT ACCT SPEC	51000840 BRIDGE MECHANIC
51000766 FIN SYSTEMS ADMIN	51000841 HIGHWAY CREW SUPV
51000767 FISCAL COORD	51000842 CIVIL ENGINEER
51000768 ASST ASMT ACT SPEC	51000843 HWY CREW SUBV PERUV
51000769 CA DISP SYS COORD	51000846 SW OPERATIONS SPECIALIST
51000770 CORD DUAL RECOVERY SRVS	51000849 HEAVY EQUIP MECH
51000771 COM & ADMIN COORD	51000850 HIGHWAY TECHNICIAN
51000772 PROB ADMIN	51000851 AIRPORT TER SRV COOR
51000773 YOUTH EMP SPEC	51000852 ARCHITECT DESIGNER
51000774 EARLY INTER DIR	51000853 FISCAL COORDINATOR
51000775 DIR PRE SPEC ED	51000854 SW ENFORCEMENT OFF
51000776 DEP REG VITAL REC	51000855 PAINTER/MECHANIC
51000777 SOLID WASTE ASSISTANT	51000856 EQUIPMENT SVC TECH
51000778 PRIN PLANNER	51000857 AIR FIRE OP TECH
51000779 EMP & TRAIN CLERK	51000858 AIR FIRE OP TECH TRAINEE
	51000859 CONSTRUCT SUPER

Salary and Wages

51000860 ARCH DESIGN II
 51000861 GEN MAINT SUPER
 51000862 HVAC SYS TECH
 51000863 MAINT MECHANIC
 51000864 CARPENTER
 51000865 FAC SHOPKEEPER
 51000866 SR SIGN MECHANIC
 51000867 ASST RECYCLE SPEC
 51000868 WST RED& REC SPEC
 51000870 AIR OPS/ARFF CF
 51000871 EQUIP SERV/PARTS RM TECH
 51000872 SR ENGINEERING TECHNICIAN
 51000907 RABIES CLERICAL
 51000999 DISABILITY
 51009999 TOTAL 51000 CATEGORY
 51500219 UNDERSHERIFF
 51800 ON CALL

State Aid

43001 STATE REVENUE SHARING
 43016 CASINO LICENSING FEES
 43021 COURT FACILITIES AID
 43030 DA SALARY
 43089 OTHER STATE AID
 43277 PRESCHOOL SPECIAL EDUCATI
 43306 ST AID HOMELAND SECURITY
 43310 PROBATION SERVICES
 43315 NAVIGATION
 43330 COURT SECURITY REIMB
 43389 OTHER PUBLIC SAFETY
 43390 REIMB STATE PRISONERS
 43391 CNR/INMATE MEALS
 43401 PUBLIC HEALTH WORK
 43411 E1 AND CHILD FIND
 43448 PHCP TREATMENT
 43449 EARLY INTERVENTION
 43465 NYS RTA REIMBURSE
 43481 KENDA'S LAW
 43482 SUPERVISED OUTPATIENTS MH
 43483 DRUG FREE RESIDENTIAL MH
 43484 OMH COMMISSIONERS PERFORM
 43485 OHM COM REINVESTMETN
 43486 OMH FLEX
 43488 ICM MH
 43489 OTHER HEALTH INCOME
 43490 KENDRA'S LAW
 43491 MH OT620
 43493 MENTAL RETARDATION OT 620
 43494 MH OMR 620
 43495 MH DAAA
 43497 MH CSS
 43499 OMH CONTRACT REVENUE
 43501 CHIPS
 43502 MICA
 43589 BRIDGES
 43592 DOT GRANTS
 43594 MASS TRANSIT
 43601 MEDICAL ASSISTANCE
 43602 MMIS

43606 ADULT FAMILY HOMES
 43609 AFDC
 43610 DSS ADM
 43611 FOOD STAMPS
 43612 DETENTION PREVENTION
 43613 HOME RELEIF
 43615 JOBS ADM
 43616 LOCAL ADMINISTRATION FUND
 43619 CHILD CARE
 43623 JUVENILE DELINQUENTS
 43635 JOBS
 43640 STATE SAFETY NET
 43642 EMERGENCY ASST
 43643 STATE: FOOD ASST. PROGRAM
 43648 BURIALS
 43650 STATE 65% NET OF FED
 43655 NYSCCBG
 43661 F&CS BLOCK GRANT
 43670 SERVICES FOR RECIPIENTS
 43671 PYS SERVICE FOR RECEIPIEN
 43710 STATE AID - VETERANS SVCS
 43790 STATE AID JOB TRAINING
 43803 PROGRAMS FOR AGING
 43808 OFA STATE AID
 43820 PROGRAMS FOR YOUTH
 43959 STATE AID PLANNING
 43960 EMERGENCY DISASTER ASST
 43989 OTHER HOME/COMMUNITY SVCS
 43997 HOME & COMM SVCS CAP GTS
 43999 STATE AID

Travel Training

54412 TRAVEL/TRAINING

Use of Fund Balance

42796 APPROPRIATED FUND BALANCE

Utilities

54471 ELECTRIC
 54472 TELEPHONE
 54473 HEAT
 54474 WATER/SEWER

Vehicle Fuel and Maint

54306 AUTOMOTIVE SUPPLIES
 54310 AUTOMOTIVE FUEL
 54421 AUTO MAINTENACE/REPAIRS

APPENDIX D

OVER TARGET REQUEST TRACKING

Thank you for living Tompkins County's values.

Equity.

We sustain a workplace community that ensures fairness through diversity and inclusion, eliminates structurally oppressive systems, and builds trust, appreciation, and opportunities for all.



